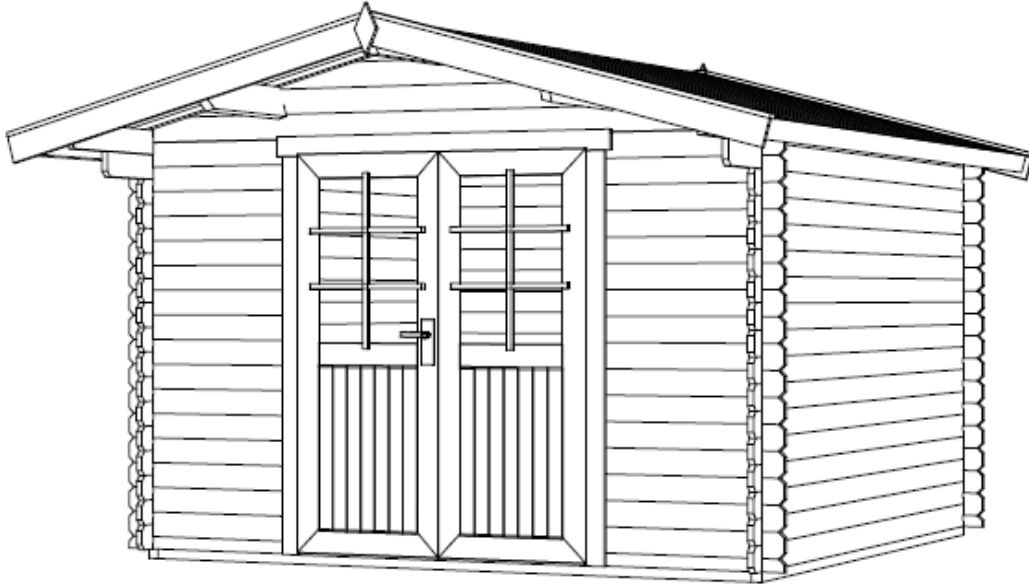
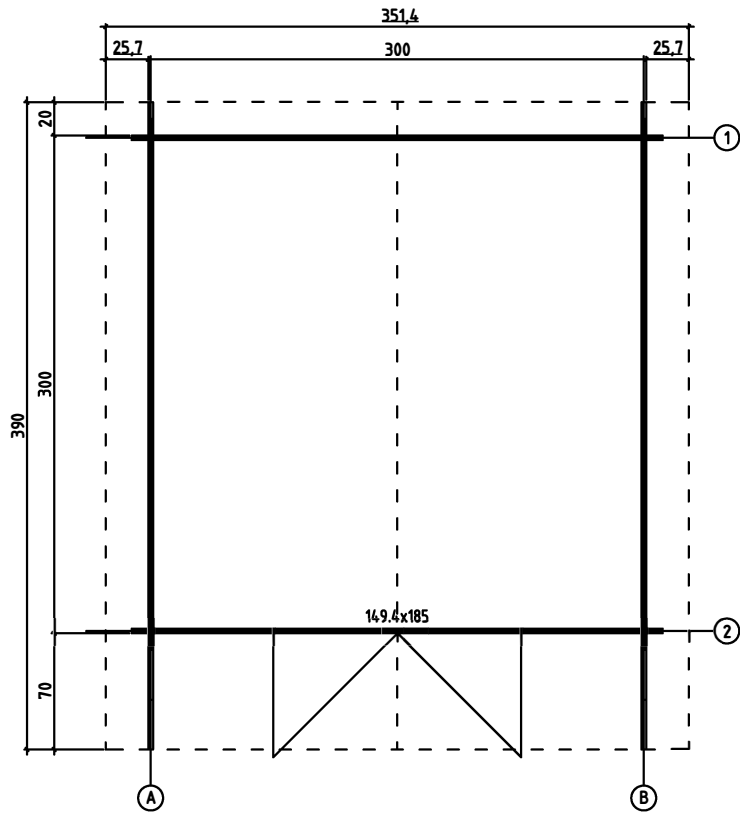


*Malcolm F*

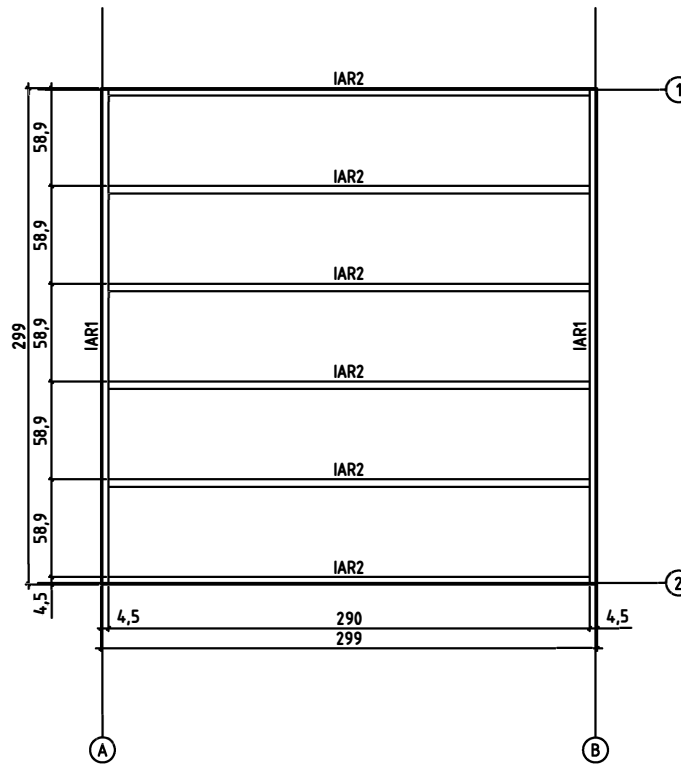
1/5



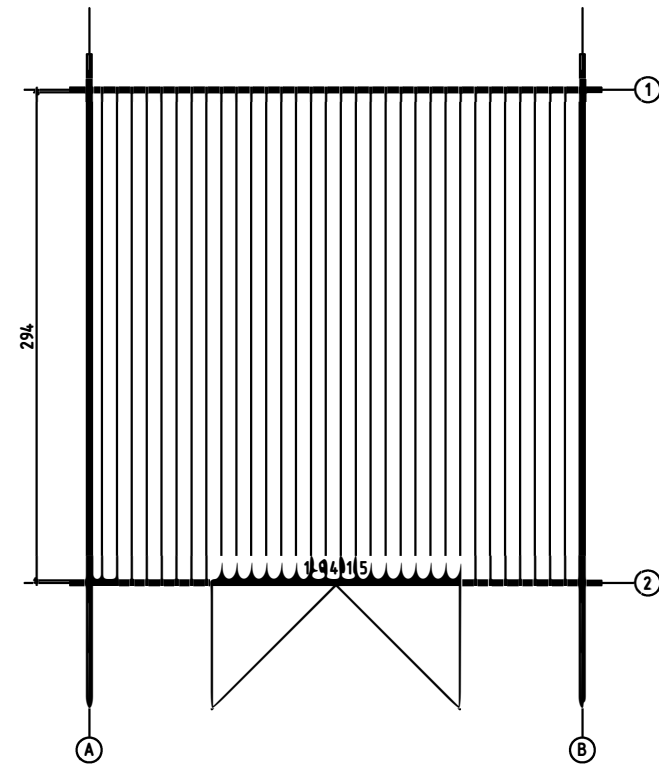
GROUNDPLAN - GRUNDPLAN - PLAN DE MASSE

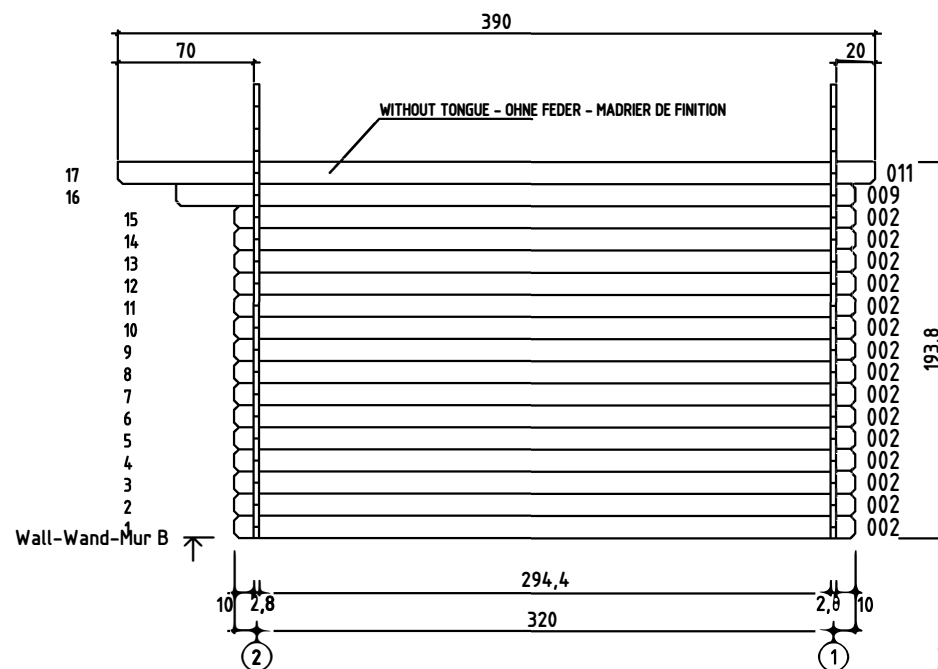
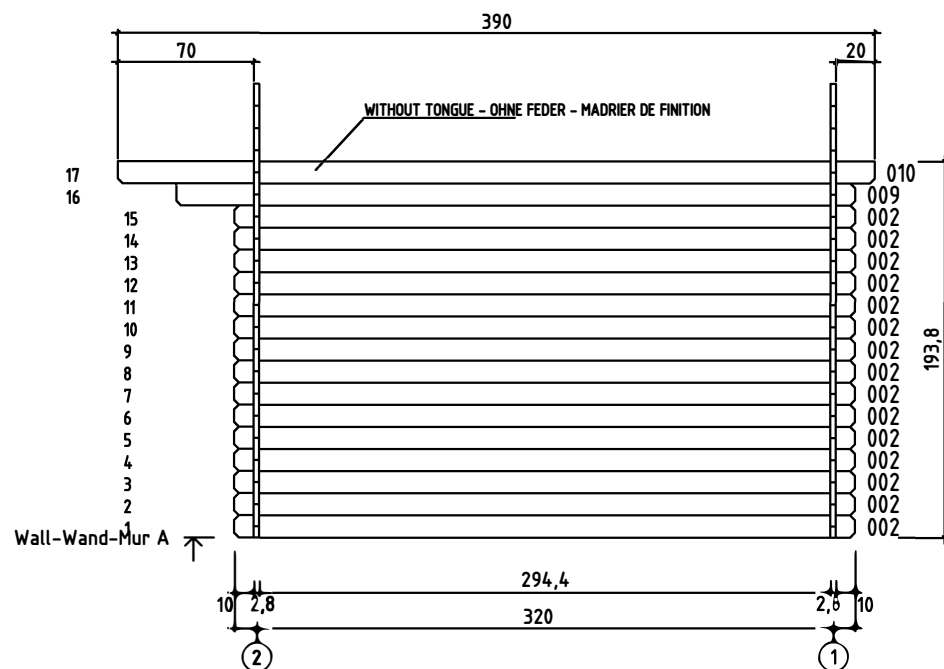
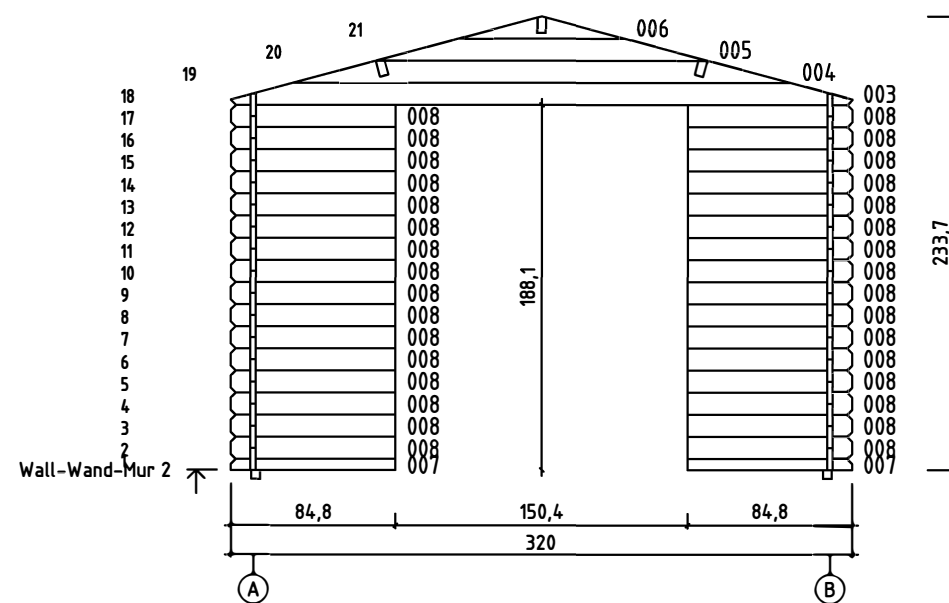
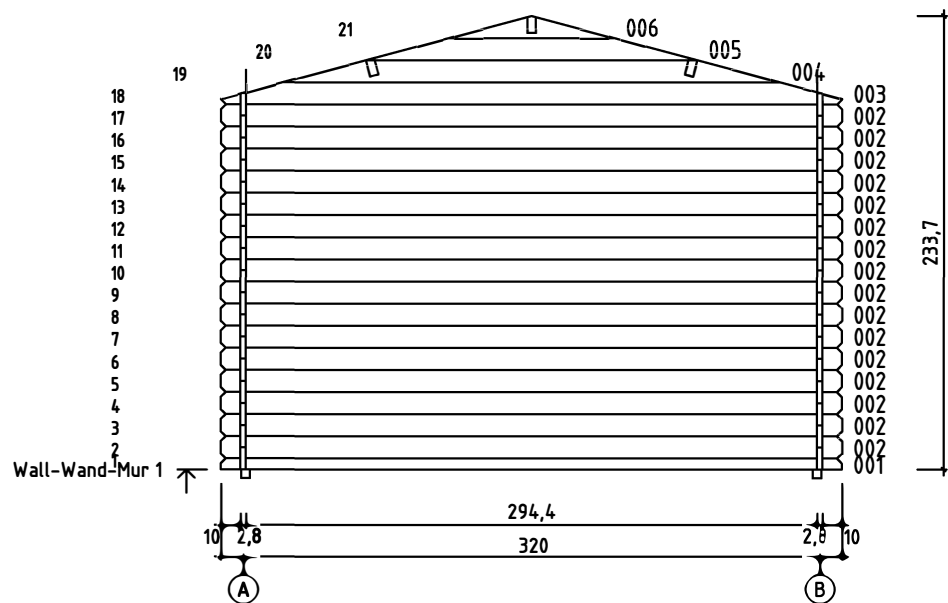



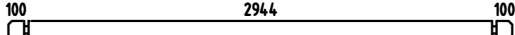
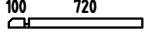




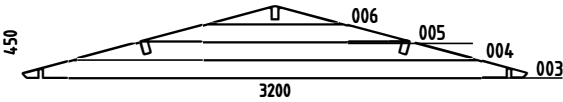


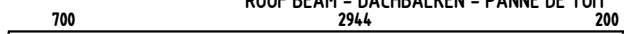
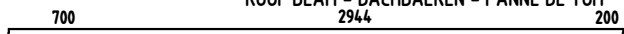




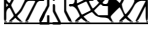








FOUNDATION - FUNDAMENT - FONDATION











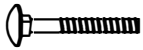




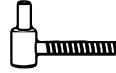

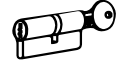


FLOOR BOARDS - FUSSBODENBRETTER - PLAN POSE PLANCHER





Pos	26.10.2010	4/5	Q.	P (mm)	L (mm)
001			1	28x57	3200
002			46	28x114	3200
007			2	28x57	848
008			32	28x114	848
009			2	28x114	3500
010			1	28x120	3900
011			1	28x120	3900
W1-1 W2-1			1 1		
IAR1	FOUNDATION - FUNDAMENT - FONDATION 		2	45x45	2990
IAR2	FOUNDATION - FUNDAMENT - FONDATION 		6	45x45	2900
PR11	ROOF BEAM - DACHBALKEN - PANNE DE TOIT 		1	44x140	3900
PR21	ROOF BEAM - DACHBALKEN - PANNE DE TOIT 		2	44x140	3900
	FLOOR BOARDS - FUSSBODENBRETTER - LAME DE PLANCHER 		33	90x18	2940
	ROOF BOARDS - DACHBRETTER - VOLIGES 		88	90x18	1800
	FLOOR FILLET-FUSSBODENLEISTE - CORNIERE DE FINITION DU PLANCHER 			18x18	11.76
	ROOFING FELT FILLET - DACHPAPPENLEISTE - BAGUETTE DE FIXATION DU FEUTRE BITUMEUX 		4	18x58	1850
	EAVES BOARD - TRAFBRETT - BANDEAU DE TOIT 		2	18x90	3900
	ROOF EDGE REINFORCEMENT - DACHRANDVERSTÄRKUNG - CORNIERE DE RENFORT DE BORD DE TOIT 		2	28x34	3900
	STORM PROTECTION - STURMLEISTE LATTE ANTI-TEMPETE 		4	22x45	1900
	GABLE MOULDING - GIEBELLEISTE PLANCHE DE RIVE 		4	18x120	1850
	SCREW FOR GABLE SEGMENT - SCHRAUBEN FÜR DECKBLATT - VIS POUR FIXATION LOSANGE DE FINITION 		4	3.5x35	
	SCREW FOR GABLE MOULDING - SCHRAUBEN FÜR GIEBELLEISTE - VIS DE FIXATION POUR PLANCHE DE RIVE 		24	3.5x50	
	SCREW FOR DOOR FILLET - SCHRAUBE ZUR BEFESTIGUNG TÜRLEISTE - VIS D'ASSEMBLAGE DU CADRE DE PORTE 		5	3x30	
	SCREW FOR EAVES BOARDS - SCHRAUBEN FÜR TRAFBRETTER - VIS DE FIXATION POUR BANDEAU DE TOIT 		18	4x40	
	SCREW FOR ROOF EDGE REINFORCEMENT - SCHRAUBEN FÜR DACHRANDVERSTÄRKUNG - VIS POUR RENFORT DE BORD DE TOIT 		18	4x40	

Pos	26.10.2010	5/5	Q.	P (mm)	L (mm)
	SCREW FOR ROOF BEAMS - SCHRAUBEN FÜR DACHBALKEN - VIS POUR PANNE DE TOIT		10	5x120	
	SCREW FOR 1. WALL BEAM - SCHRAUBE FÜR 1. BOHLENREIHE - VIS DE FIXATION DES FONDATIONS		6	5x90	
	SCREW FOR FUNDAMENT - SCHRAUBEN ZUR BEFESTIGUNG FUNDAMENT - VIS POUR FONDATION		12	5x90	
	SCREW FOR DOOR JAMB - SCHRAUBE FÜR TÜRRAHMEN - VIS DE FIXATION POUR MONTANT DE PORTE		4	5x90	
	ZN NAIL FOR FLOOR FILLET - ZN NÄGEL FÜR FUSSBODENLEISTE - POINTE POUR CORNIERE DE FINITION DU PLANCHER		24	1.4x40	
	HAMMER BLOCK - SCHLAGHOLZ - CALLE DE FRAPPE		1		
	SCREW FOR DOORSTEP - SCHRAUBEN FÜR TÜRSWELLE - VIS DE FIXATION DU SEUIL DE PORTE		3	4.5x65	
	ZN NAIL FOR ROOFING FELT FILLET - ZN NÄGEL FÜR DACHPAPPENLEISTE - POINTE POUR BAGUETTE FIXATION FEUTRE BITUMEUX		20	2x40	
	GABLE SEGMENT-DECKBLATT - LOSANGE DE FINITION		2		
	NUT FOR STORM PROTECTION - SCHRAUBENMUTTER FÜR STURMLEISTE - ÉCROU POUR LAME ANTI-TEMPETE		8		
	BOLT FOR STORM PROTECTION - BOLZEN FÜR STURMLEISTE - VIS POUR LAME ANTI-TEMPETE		8		
	WASHER FOR STORM PROTECTION - DICHTSCHEIBE FÜR STURMLEISTE - RONDELLE POUR LAME ANTI-TEMPETE		8		
	ZN NAIL FOR ROOF - ZN NÄGEL FÜR DACHBRETTER - POINTE POUR TOIT		280	2x50	
	ZN NAIL FOR FLOOR - ZN NÄGEL FÜR FUSSBODENBRETTER - CLOUS POUR PLANCHER		205	2x50	
	SET OF DOOR LOCK COVERS - SCHLOSSBLENDEN - SET DE GARNITURES DE SERRURE DE PORTE		1		
	MALE BOLT HINGE FOR DOOR - TÜRRIEGEL - PARTIE MALE DE CHARNIERE DE PORTE		6		
	DOOR HANDLE FITTINGS-TÜRGRIF - SET DE GARNITURES DE SERRURE DE PORTE		1		
	CYLINDER LOCK - ZYLINDERSCHLOSS - CYLINDRE DE SERRURE		1		
	DOOR-TÜR-PORTE 1494x1850	TUK.2.056.SVV.MMc	1		
