

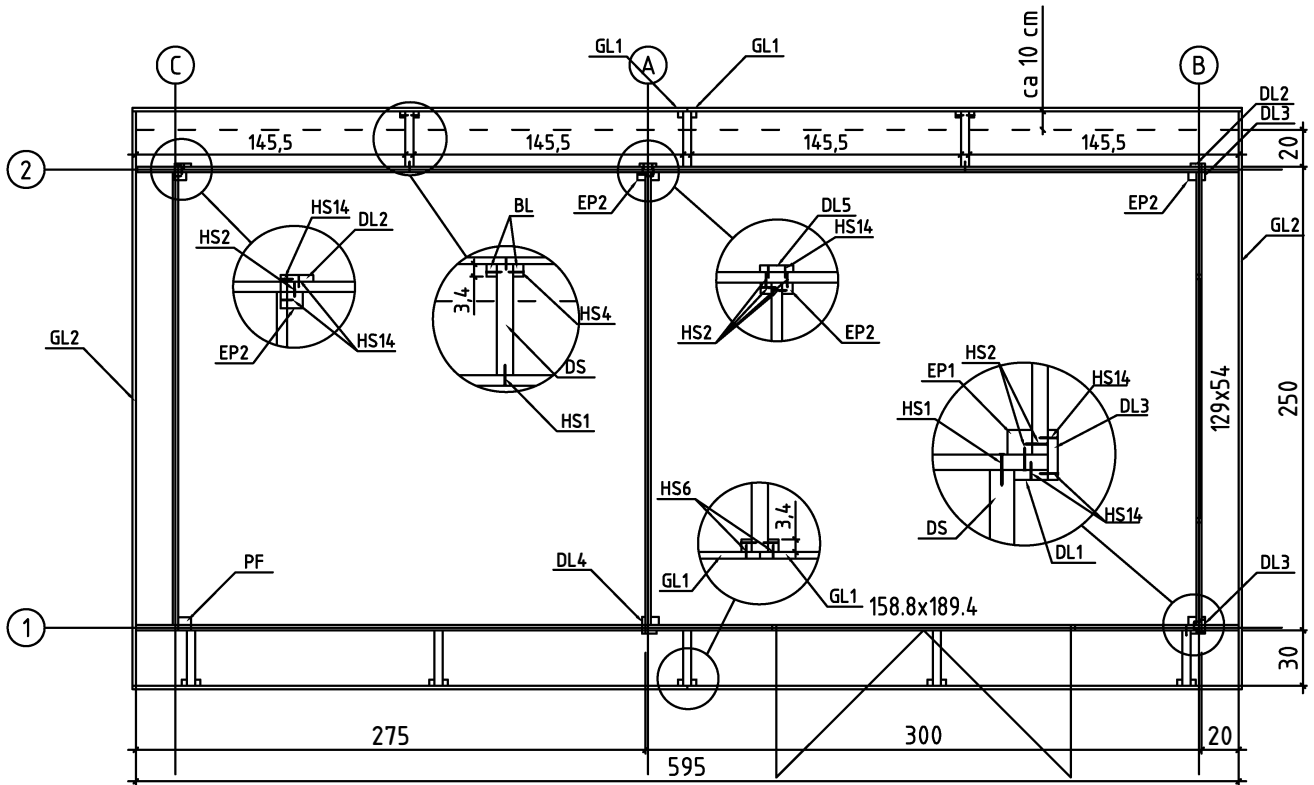
# Lovisa D

1/10

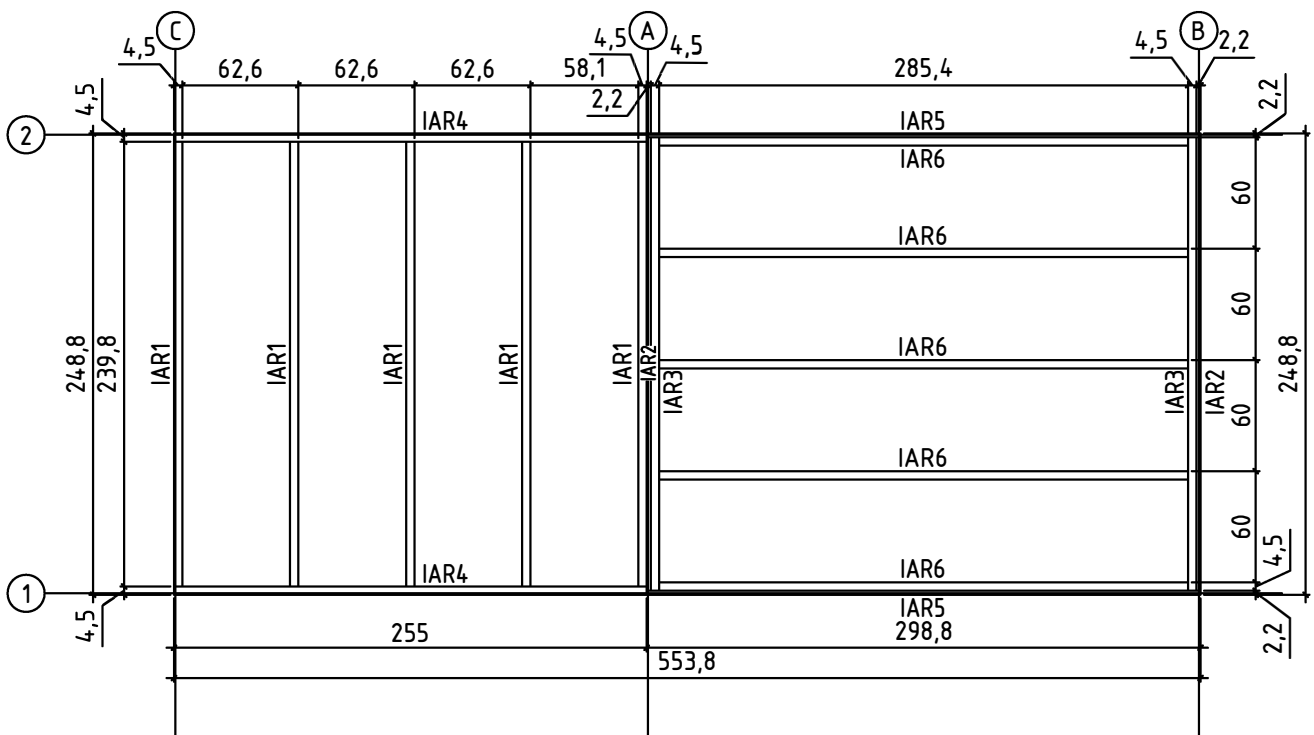


24.11.2015

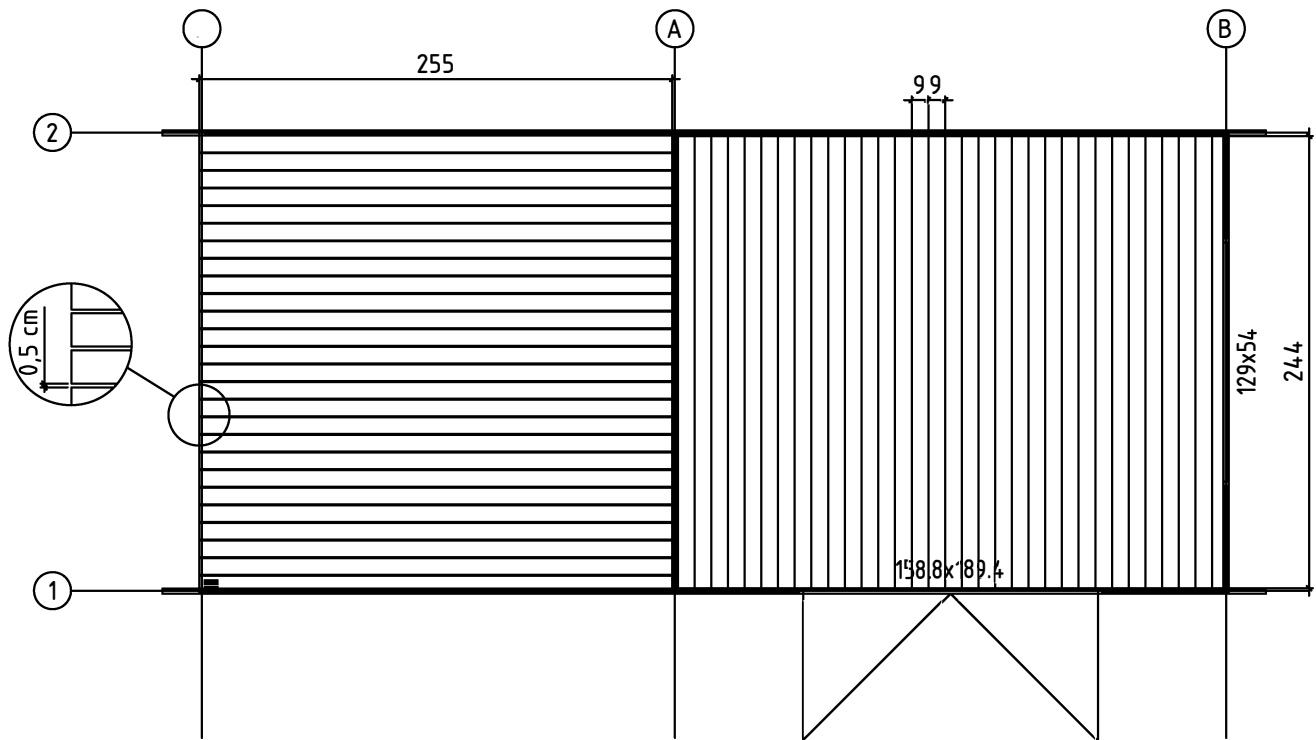
# GROUNDPLAN - GRUNDPLAN - PLAN DE MASSE



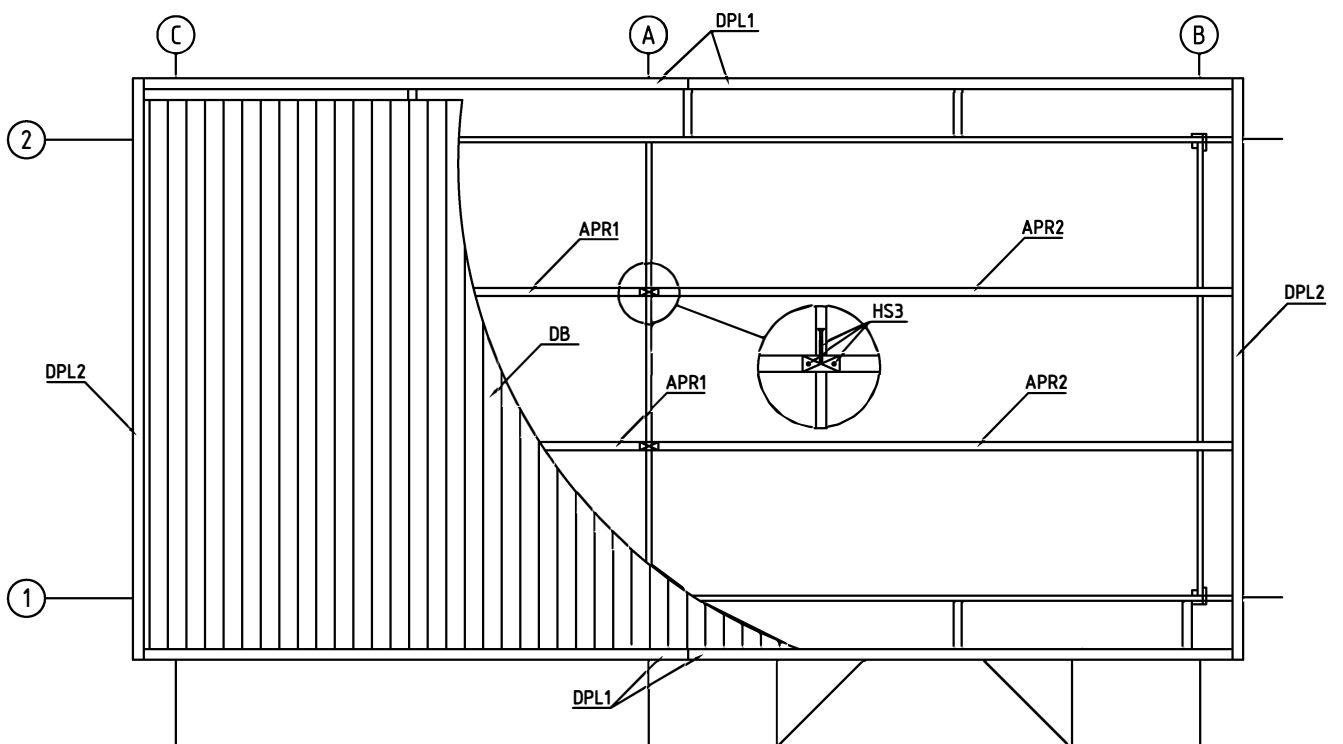
# FOUNDATION - FUNDAMENT - FONDATION


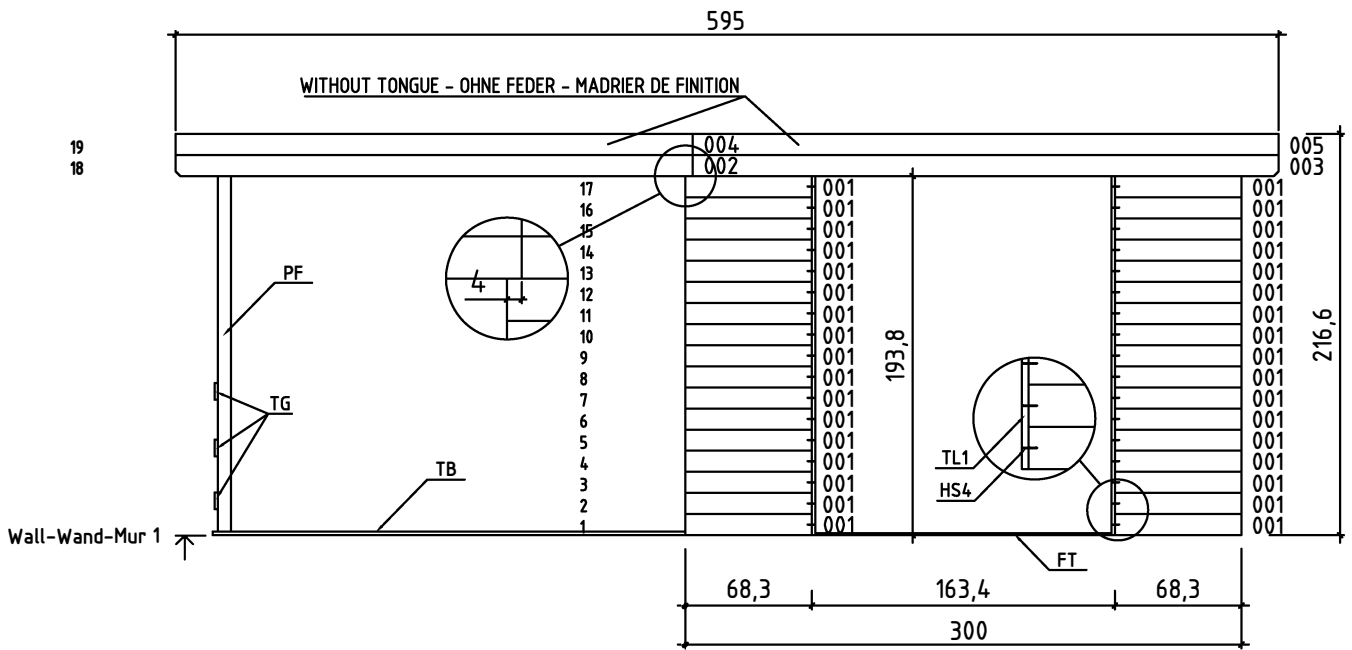


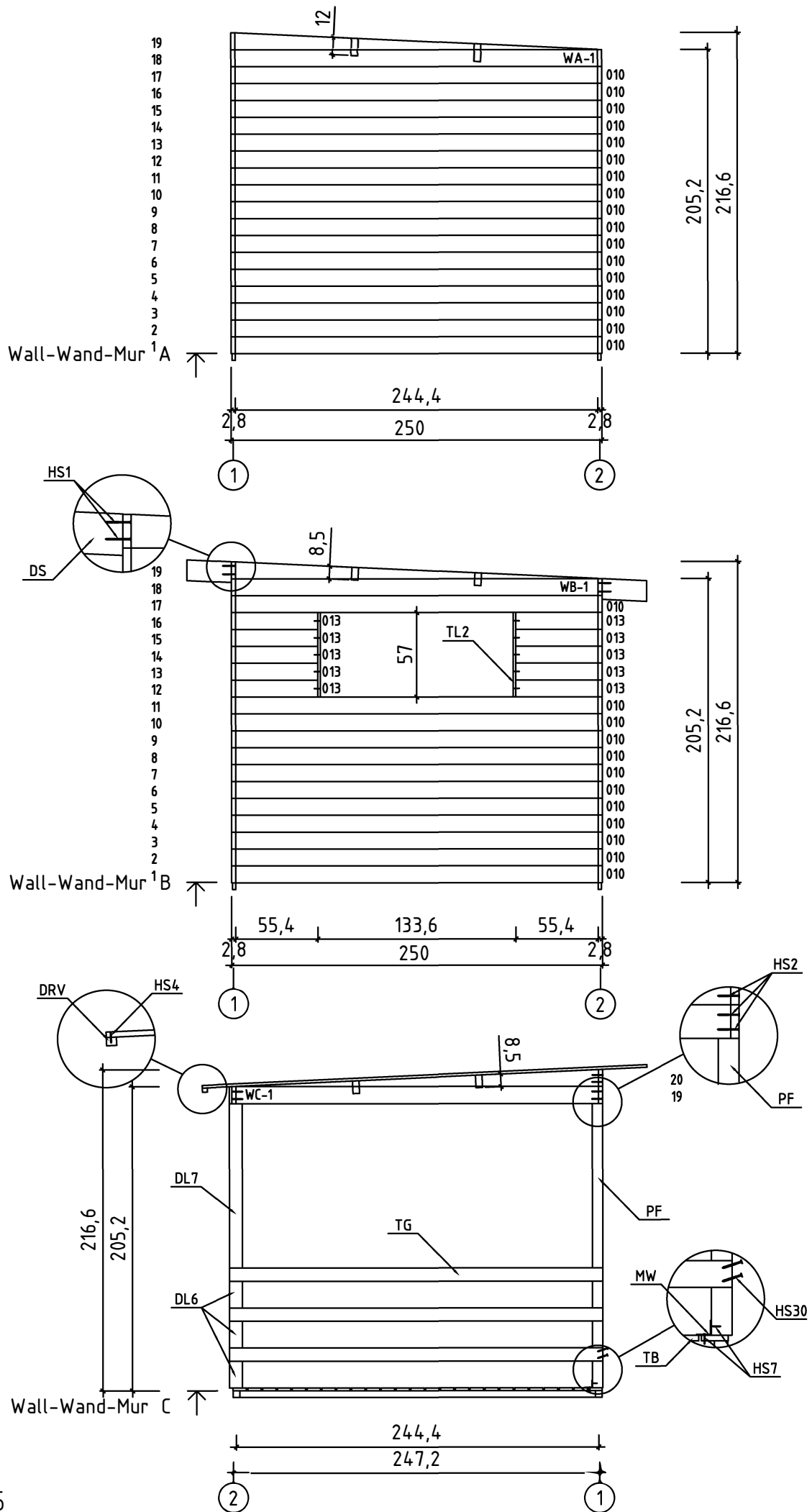
# FLOOR BOARDS - FUSSBODENBRETTER - PLAN POSE PLANCHER

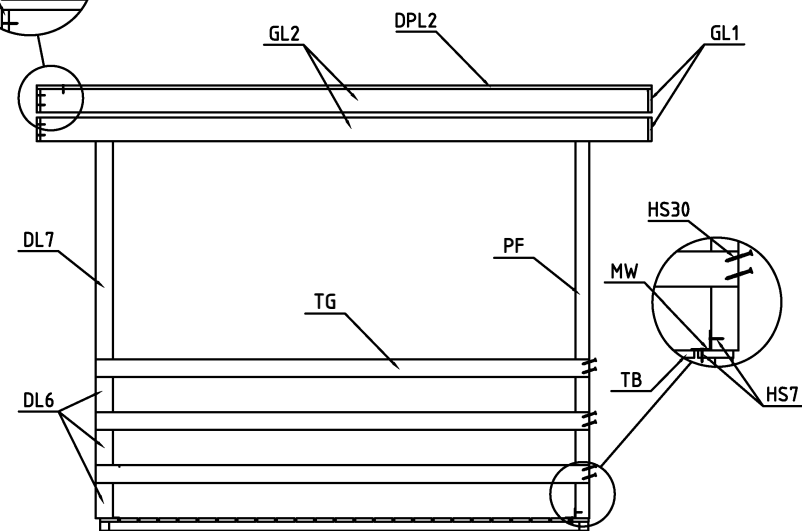
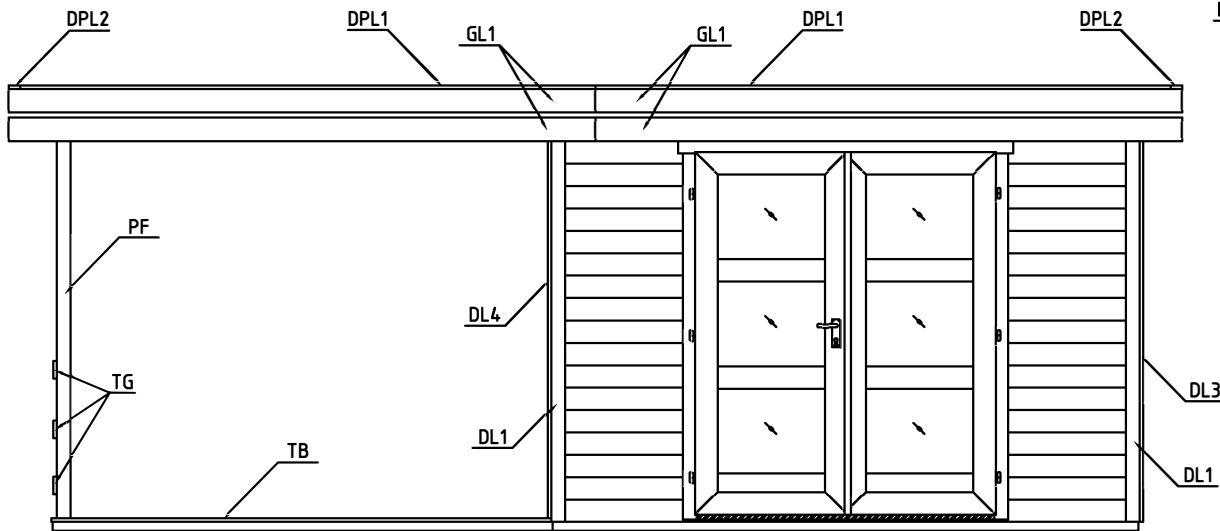
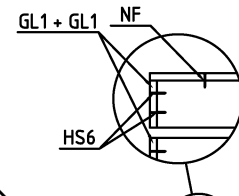
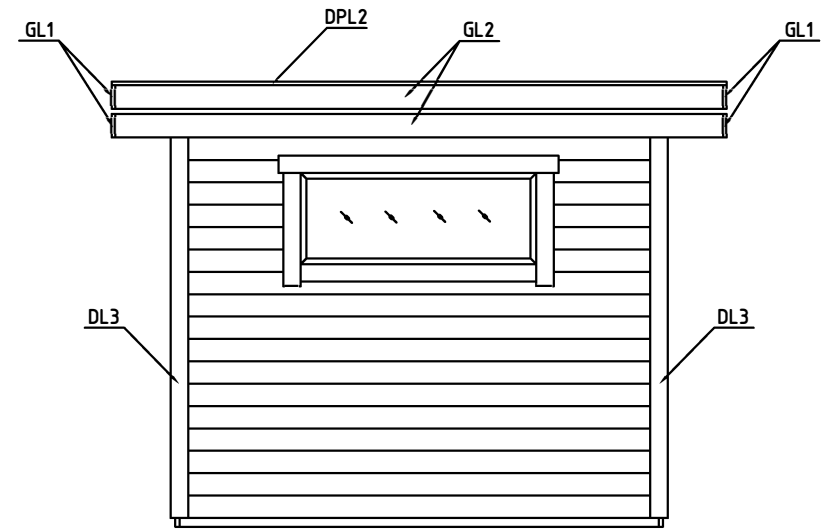
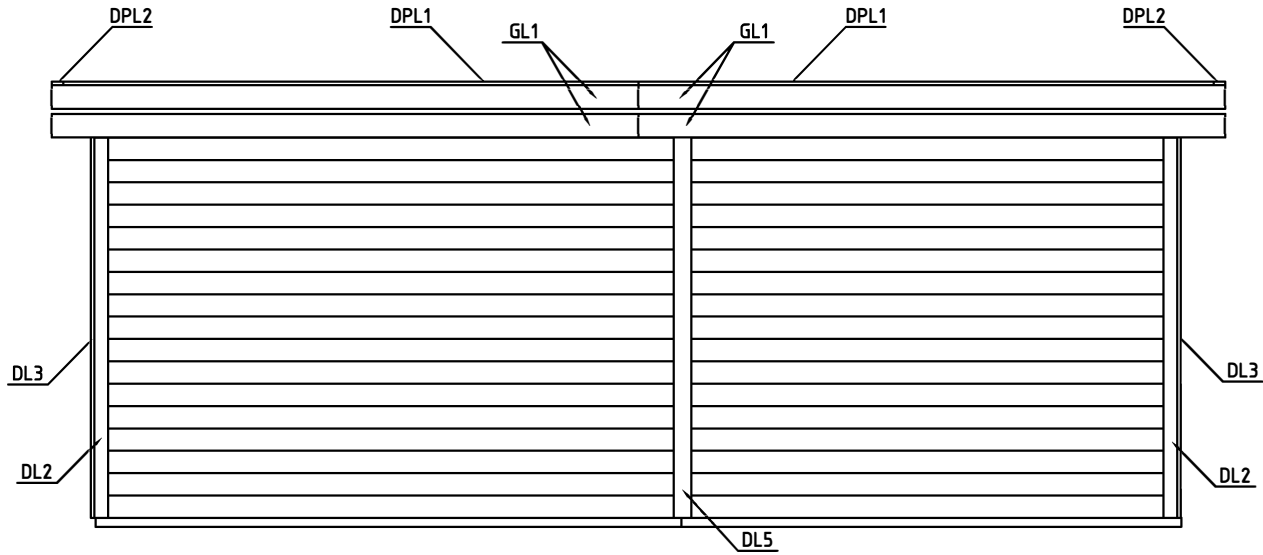













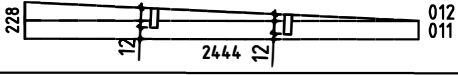
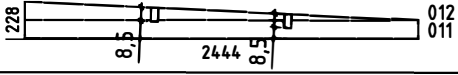
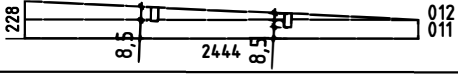






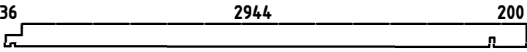
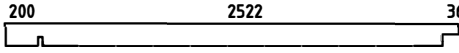



# ROOF PLAN - DACH-PLAN - PLAN DU TOIT





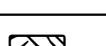


























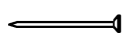

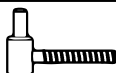



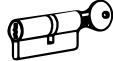
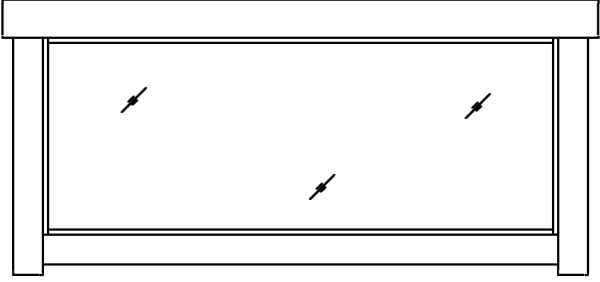
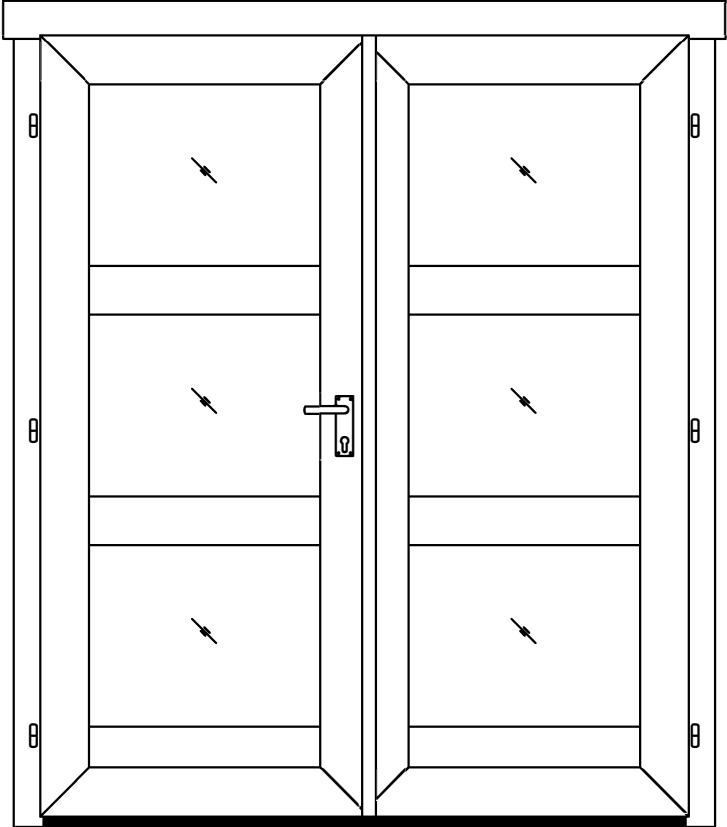


Pos	24.11.2015	Piece list - Stückliste - Liste des pièces	7/10	Q.	P (mm)	L (mm)
001				34	28x114	683
002				1	28x114	2790
003				1	28x114	3160
004				1	28x114	2790
005				1	28x114	3160
006				17	28x114	2522
007				17	28x114	3000
008				1	28x114	2790
009				1	28x114	3160
010				29	28x114	2444
013				10	28x114	554
WA-1				1		
WB-1				1		
WC-1				1		
IAR6		FOUNDATION - FUNDAMENT - FONDATION		5	45x70	2854
IAR3		FOUNDATION - FUNDAMENT - FONDATION		2	45x70	2444
IAR4		FOUNDATION - FUNDAMENT - FONDATION		2	45x45	2550
IAR1		FOUNDATION - FUNDAMENT - FONDATION		5	45x45	2398
IAR5		FOUNDATION - FUNDAMENT - FONDATION		2	22x45	2988
IAR2		FOUNDATION - FUNDAMENT - FONDATION		2	22x45	2444
APR2		ROOF BEAM - DACHBALKEN - PANNE DE TOIT		2	44x140	3236
APR1		ROOF BEAM - DACHBALKEN - PANNE DE TOIT		2	44x140	2814
FB	FLOOR BOARDS - FUSSBODENBRETTER - LAME DE PLANCHER			33	90x18	2440
TB	TERRACE BOARDS - TERRASSENBRETTER - PLANCHER DE TERRASSE			27	90x19	2550
DB	ROOF BOARDS - DACHBRETTER - VOLIGES			67	90x18	2988


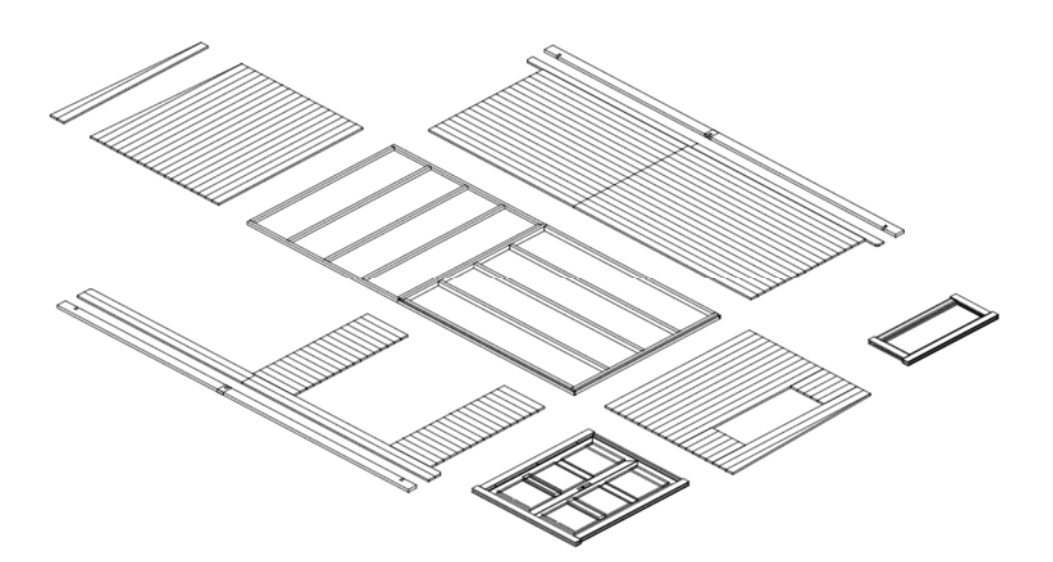
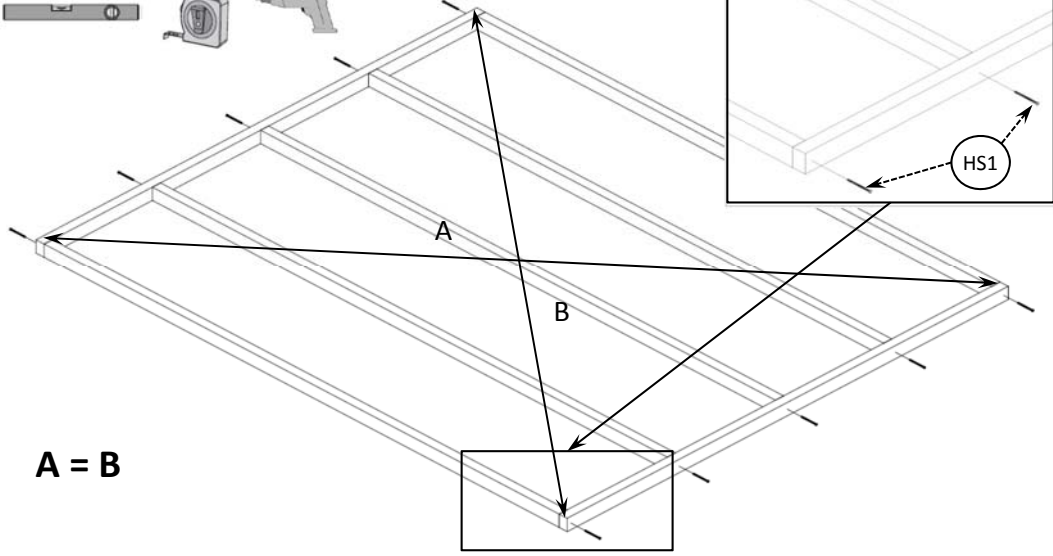
Pos	24.11.2015	Piece list - Stückliste - Liste des pièces	8/10	Q.	P (mm)	L (mm)
		FLOOR FILLET - FUSSBODENLEISTE - CORNIERE DE FINITION DU PLANCHER			18x18	10.76
DPL1		ROOFING FELT FILLET - DACHPAPPENLEISTE - BAGUETTE DE FIXATION DU FEUTRE BITUMEUX		4	18x58	2935
DPL2		ROOFING FELT FILLET - DACHPAPPENLEISTE - BAGUETTE DE FIXATION DU FEUTRE BITUMEUX		2	18x58	3136
FT		FILLET UNDER DOORSTEP - LEISTE UNTER TÜRSWELLE - BANDE EN ARBRE PORTE		1	12x22	1588
DL1		CORNER BATTEN - DECKLEISTE - PROFILS DE FINITION ANGLES A L'EXTERIEUR		2	18x70	2166
DL2		CORNER BATTEN - DECKLEISTE - PROFILS DE FINITION ANGLES A L'EXTERIEUR		2	18x70	2052
DL3		CORNER BATTEN - DECKLEISTE - PROFILS DE FINITION ANGLES A L'EXTERIEUR		2	18x90	1938
DL4		CORNER BATTEN - DECKLEISTE - PROFILS DE FINITION ANGLES A L'EXTERIEUR		1	18x90	1920
DL5		CORNER BATTEN - DECKLEISTE - PROFILS DE FINITION ANGLES A L'EXTERIEUR		1	18x90	2052
DL6		CORNER BATTEN - DECKLEISTE - PROFILS DE FINITION ANGLES A L'EXTERIEUR		3	18x90	180
DL7		CORNER BATTEN - DECKLEISTE - PROFILS DE FINITION ANGLES A L'EXTERIEUR		1	18x90	1110
EP2		CORNER STUD - ECKPFOSTEN - POTEAUX POUR PREAU		4	44x44	1970
EP1		CORNER STUD - ECKPFOSTEN - POTEAUX POUR PREAU		2	44x44	2085
PF		POST - PFOSTEN - POTEAU		1	70x70	1976
DRV		ROOF EDGE REINFORCEMENT - DACHRANDVERSTÄRKUNG - CORNIERE DE RENFORT DE BORD DE TOIT		4	28x34	1454
TL2		FINISHING STRIP FOR WINDOW - ABSCHUSSLEISTE FÜR FENSTER - MONTANT DE FINITION DES OUVERTURES FENETRES		2	18x28	550
TL1		FINISHING STRIP FOR DOOR - ABSCHUSSLEISTE FÜR TÜR - MONTANT DE FINITION DES OUVERTURES PORTES		2	18x28	1910
TG		REAR BOARDS - TERRASSELÄNDER - BALUSTRADE		3	18x90	2518
DS		DISTANCE SPACERS FOR GABLE MOULDING - DACHSTÜZEN - SUPPORTS EXTENSION TOITURE		8	44x140	307
BL		FIXING SLAT FOR DISTANCE SPACERS - BEFESTIGUNGSLEISTE - RENFORTS PLANCHES DE RIVES		16	28x34	250
GL1		GABLE MOULDING - GIEBELLEISTE - PLANCHE DE RIVE		8	18x120	2993
GL2		GABLE MOULDING - GIEBELLEISTE - PLANCHE DE RIVE		4	18x120	3100
HS4		SCREW FOR DISTANCE SPACER FIXING SLAT - SCHRAUBEN FÜR BEFESTIGUNGSLEISTE - VIS DE FIXATION RENFORTS PLANCHES DE RIVES		32	4x40	
HS7		SCREW FOR METAL CORNER - HOLZSCHRAUBE FÜR METALWINKEL - VIS POUR COIN EN MÉTAL		12	4x25	
HS6		SCREW FOR GABLE MOULDING - SCHRAUBEN FÜR GIEBELLEISTE - VIS DE FIXATION POUR PLANCHE DE RIVE		88	3.5x50	



Pos	24.11.2015	Piece list - Stückliste - Liste des pièces	9/10	Q.	P (mm)	L (mm)
		SCREW FOR FILLET - SCHRAUBE ZUR BEFESTIGUNG TÜRLEISTE - VIS D'ASSEMBLAGE DU CADRE DE PORTE		5	3x30	
HS14		SCREW FOR CORNER BATTEN - SCHRAUBEN FÜR DECKLEISTEN - VIS DE FIXATION PROFILS DE FINITION ANGLES A L'EXTERIEUR		70	3x35	
HS4		SCREW FOR ROOF EDGE REINFORCEMENT - SCHRAUBEN FÜR DACHRANDVERSTÄRKUNG - VIS POUR RENFORT DE BORD DE TOIT		16	4x40	
HS30		SCREW FOR REAR BOARDS - SCHRAUBEN FÜR TERRASSEN GELÄNDER VIS DE FIXATION BALUSTRADE		12	4x40	
HS4		SCREWS FOR FINISHING STRIP - SCHRAUBEN FÜR ABSCHUSSLEISTE VIS DE MONTANT DE FINITION DES OUVERTURES		44	4x40	
HS2		SCREW FOR POST - SCHRAUBEN FÜR PFOSTEN - VIS DE FIXATION DES POTEAUX		2	4x60	
HS2		SCREW FOR FUNDAMENT - SCHRAUBEN ZUR BEFESTIGUNG FUNDAMENT - VIS POUR FONDATION		14	4x60	
HS2		SCREW FOR 1. WALL BEAM - SCHRAUBE FÜR 1. BOHLENREIHE - VIS DE FIXATIONS 1ÈRE RANGÉE DE MADRIERS AVEC POUTRELLES DE FONDATIONS		16	4x60	
HS2		SCREWS FOR WALL MOUNTING - SCHRAUBEN FÜR WANDMONTAGE - VIS DE FIXATION AU MUR		378	4x60	
HS3		SCREW FOR FIXING ROOF BEAM - SCHRAUBE ZUR BEFESTIGUNG DACHBALKEN - VIS DE FIXATION POUTRE		4	5x120	
HS3		SCREW FOR ROOF BEAMS - SCHRAUBEN FÜR DACHBALKEN - VIS POUR PANNE DE TOIT		6	5x120	
HS1		SCREW FOR FIXING GABLE MOULDING DISTANCE SPACERS TO THE WALL SCHRAUBEN FÜR DACHSTÜZEN - VIS DE SUPPORTS EXTENSION TOITURE		16	5x90	
HS1		SCREW FOR FUNDAMENT - SCHRAUBEN ZUR BEFESTIGUNG FUNDAMENT - VIS POUR FONDATION		25	5x90	
		SCREW FOR DOOR JAMB - SCHRAUBE FÜR TÜRRAHMEN - VIS DE FIXATION POUR MONTANT DE PORTE		4	5x90	
		ZN NAIL FOR FLOOR FILLET - ZN NÄGEL FÜR FUSSBODENLEISTE - POINTE POUR CORNIERE DE FINITION DU PLANCHER		24	1.4x40	
		HAMMER BLOCK - SCHLAGHOLZ - CALLE DE FRAPPE		1		
		SCREW FOR DOORSTEP - SCHRAUBEN FÜR TÜRSWELLE - VIS DE FIXATION DU SEUIL DE PORTE		3		
NF		ZN NAIL FOR ROOFING FELT FILLET - ZN NÄGEL FÜR DACHPAPPENLEISTE - POINTE POUR BAGUETTE FIXATION FEUTRE BITUMEUX		40	2x40	
MW		METAL CORNER - METALWINKEL - CORNIERE EN MÉTAL		2		
DS1		ZN NAIL FOR ROOF - ZN NÄGEL FÜR DACHBRETTER - POINTE POUR TOIT		278	2x50	
DS1		ZN NAIL FOR FLOOR - ZN NÄGEL FÜR FUSSBODENBRETTER - CLOUS POUR PLANCHER		170	2x50	
DS2		ZN NAIL FOR TERRACE - ZN NÄGEL FÜR TERRASSEN BRETTER - POINTE POUR PLANCHER DE TERRASSE		270	2x50	
		SET OF DOOR LOCK COVERS - SCHLOSSBLENDEN - SET DE GARNITURES DE SERRURE DE PORTE		1		
		MALE BOLT HINGE FOR DOOR - TÜRRIEGEL - PARTIE MALE DE CHARNIERE DE PORTE		6	16x52	
		DOOR HANDLE FITTINGS-TÜRGRIF - SET DE GARNITURES DE SERRURE DE PORTE		1		

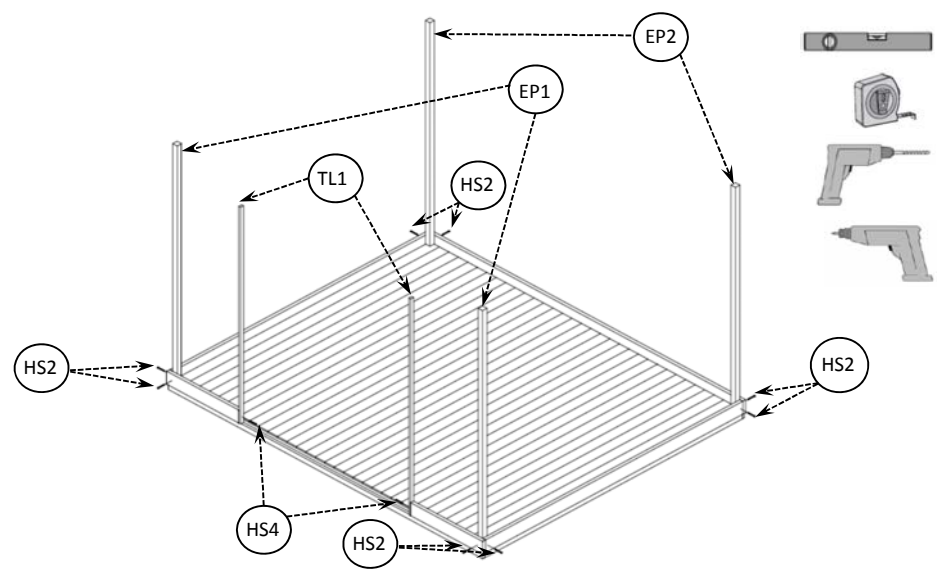
Pos	24.11.2015	Piece list - Stückliste - Liste des pièces	10/10	Q.	P (mm)	L (mm)
		CYLINDER -ZYLINDERSCHLOSS - CYLINDRE DE SERRURE		1	30x35	
		WINDOW-FENSTER-FENETRE 1290x540 SGC 	AK.1.100.SM0.c	1		
		DOOR-TÜR-PORTE 1588x1894 SGC 	TUK.3.030.SVV.MMTb	1		

**Allgemeine Montageanleitung - General assembly instructions -  
Instructions générales de montage**

<p><b>1. Fundament / Foundation / Fondation</b></p>		
<p><b>2. Vorbereitung der Einzelteile / Preparation of components / Préparation des composants</b></p>		
<p><b>3. Fundamentbalken-Innenrahmen / Base internal frame (foundation joists) / Poutrelles de fondation (extérieur)</b></p>	 <p><b>A = B</b></p>	<p><b>Holzschraube / Screw / Vis de fixation 5x90 (HS1)</b></p>

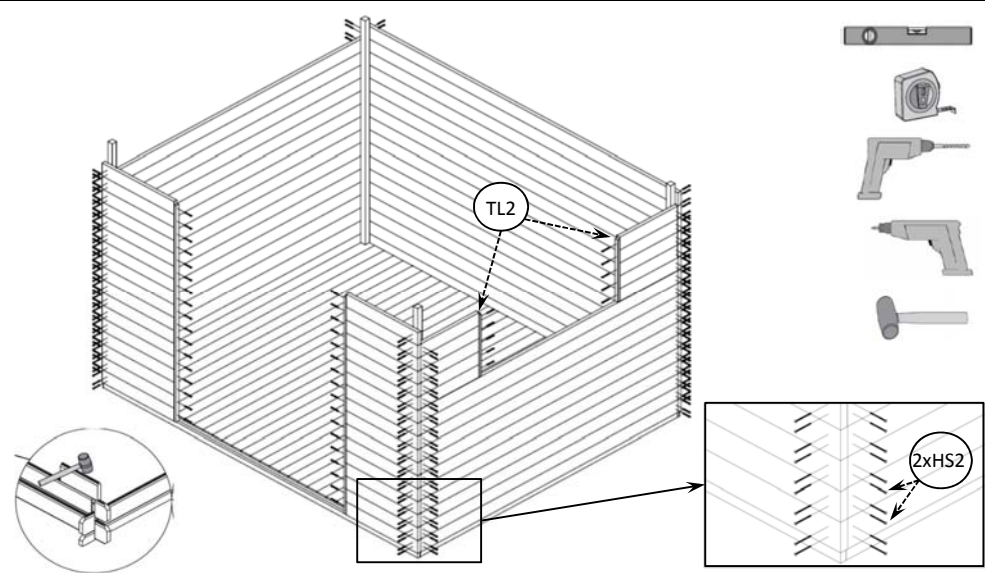
<p>4. Fundamentbalken-Aussenrahmen / Base external frame (foundation joists) / Poutrelles de fondation (extérieur)</p>		<p>Holzschraube / Screw / Vis de fixation 4x60 (HS2)</p>
<p>5. 1. bohlenreihe / 1. layer of wall / 1er rang de madriers</p>		<p>Holzschraube / Screw / Vis de fixation 4x60 (HS2)</p>
<p>6. Fussboden / Floor / Plancher</p>		<p>Drahtstift / Nail / Pointes 2x50 (DS1)</p>

7. Eckpfosten / Corner studs /  
Montants angles et ouverture



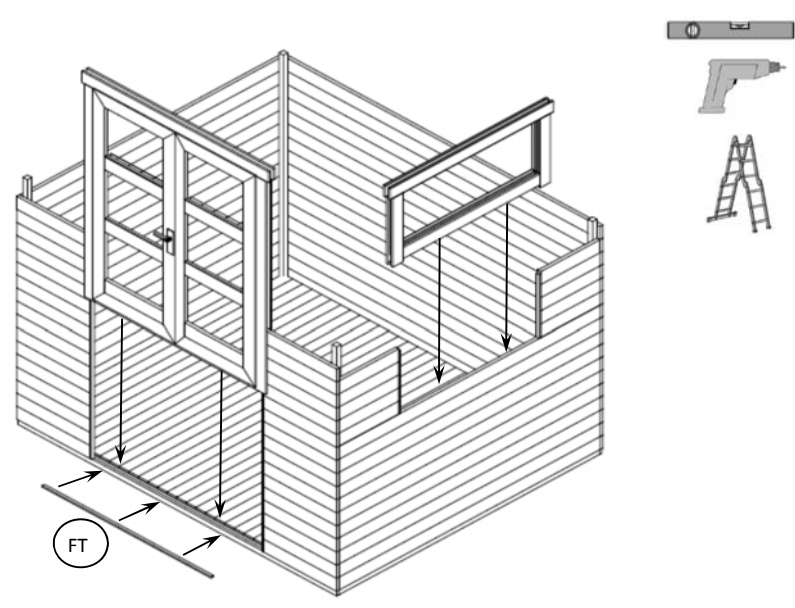
Holzschraube / Screw / Vis de fixation 4x60 (HS2)

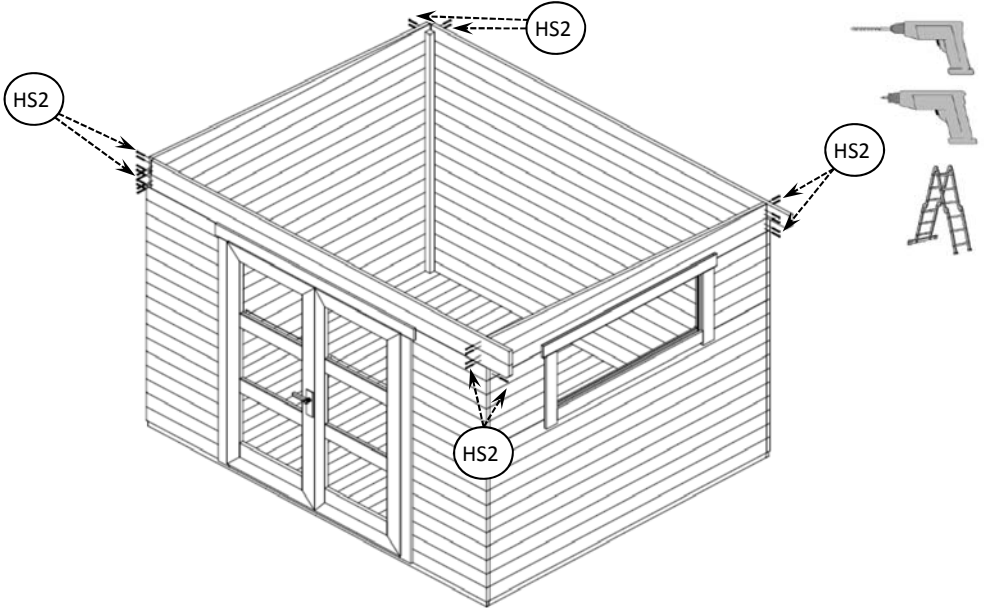
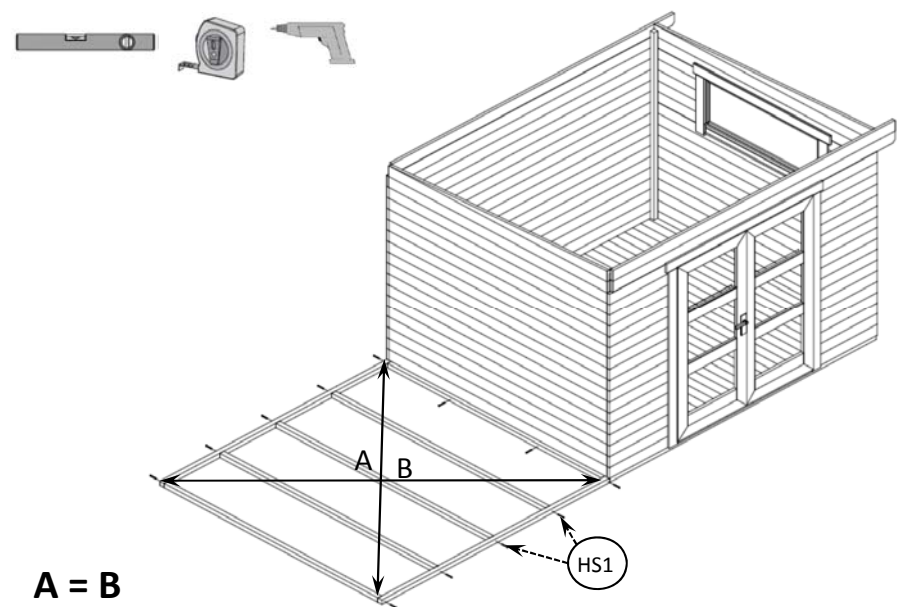
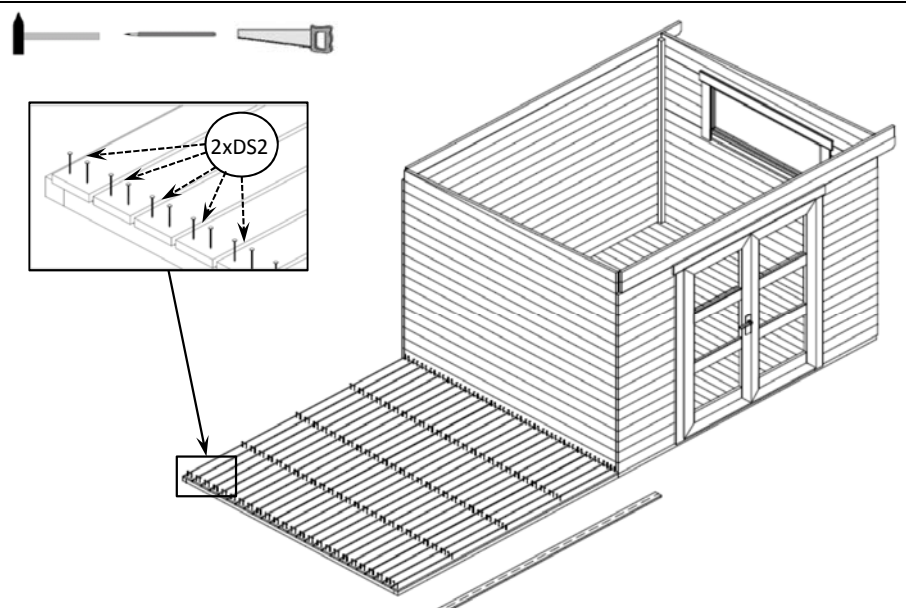
8. Wandmontage / Wall / Assemblage des mur



Holzschraube / Screw / Vis de fixation 4x60 (HS2)

9. Tür und Fenster / Door and window /  
Mise en place des ouvertures



<p><b>10. Wand - und Giebelmontage / Wall and apex / Mise en place des pignons de toit</b></p>		<p><b>Holzschraube / Screw / Vis de fixation 4x60 (HS2)</b></p>
<p><b>11. Fundamentbalken / Frame (foundation joists) / Poutrelles de fondation</b></p>	 <p><b>A = B</b></p>	<p><b>Holzschraube / Screw / Vis de fixation 5x90 (HS1)</b></p>
<p><b>12. Terrassenbretter / Terrace boards / Plancher de terrasse</b></p>		<p><b>Drahtstift / Nail / Pointes 2x50 (DS2)</b></p>

<p>13. Eckpfosten / Corner studs / Montants angles et ouverture</p>		<p>Holzschraube / Screw / Vis de fixation 4x60 (HS2)</p>
<p>14. Wand - und Giebelmontage / Wall and apex / Mise en place des pignons de toit</p>		<p>Holzschraube / Screw / Vis de fixation 4x60 (HS2)</p>
<p>15. Dachpfetten / Purlins / Panne de toit</p>		<p>Holzschraube / Screw / Vis de fixation 5x120 (HS3)</p>

<p>16. Deckleisten / Corner cover strips / Profils de finitions des angles</p>		<p>Holzschraube / Screw / Vis de fixation 4x40 (HS30), 3x35 (HS14)</p>
<p>17. Dachstützen / Roof supports / Supports d'extrémité de toit</p>	<p>A = B = C = D</p>	<p>Holzschraube / Screw / Vis de fixation 5x90 (HS1)</p>
<p>18. Dachbretter / Roof boards / Voliges de toit</p>	<p>ca. 10 cm</p>	<p>Drahtstift / Nail / Pointes 2x50 (DS1)</p>



<p>19. Dachpappe (nicht inklusive) - Roofing felt (not included) - Feutre bitumeux (non inclus)</p>		
<p>20. Dachpappe (nicht inklusive) - Roofing felt (not included) - Feutre bitumeux (non inclus)</p>		
<p>21. Giebelleisten / Gable mouldings / Planches de rives</p>		<p>Holzschraube / Screw / Vis de fixation 3.5x50 (HS6)</p>

<p><b>22. Giebbelleisten / Gable mouldings / Planches de rives</b></p>		<p><b>Holzschraube / Screw / Vis de fixation 3.5x50 (HS6), 4x40 (HS4)</b></p>
<p><b>23. Dachpappenleiste / Roofing felt fillet / Profils de finitions de toit</b></p>		<p><b>Drahtstift / Nail / Pointes 2x40 (NF)</b></p>