

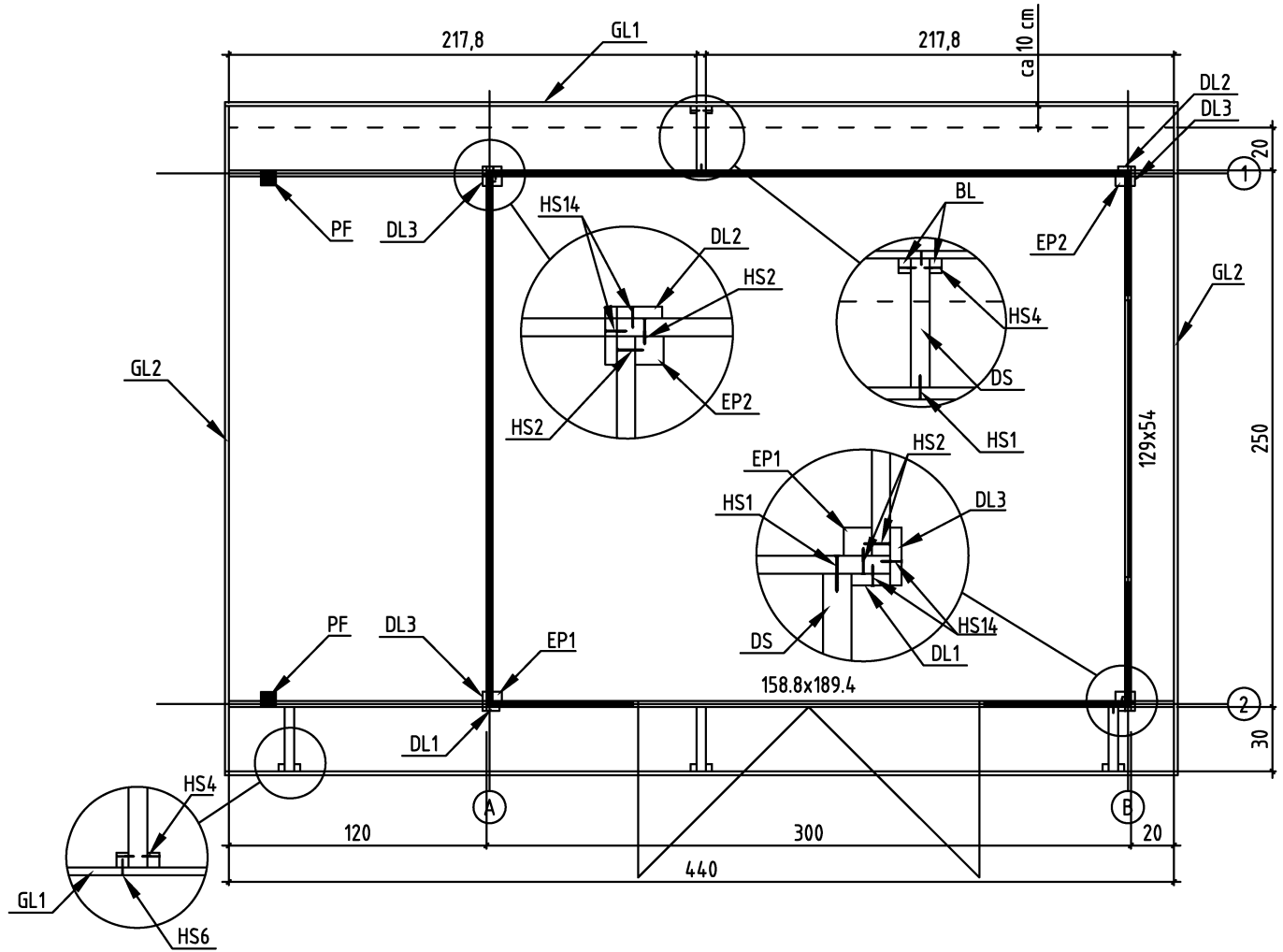
Lovisa B

1/9

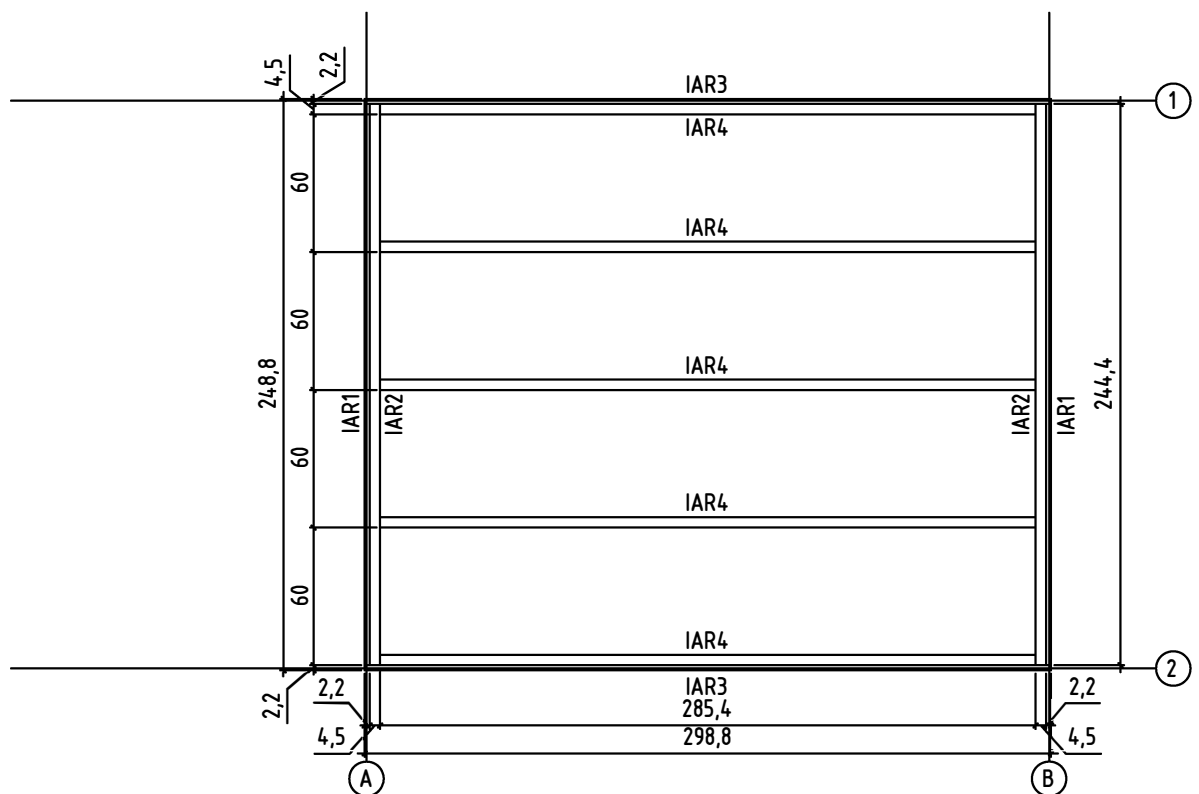


16.11.2015

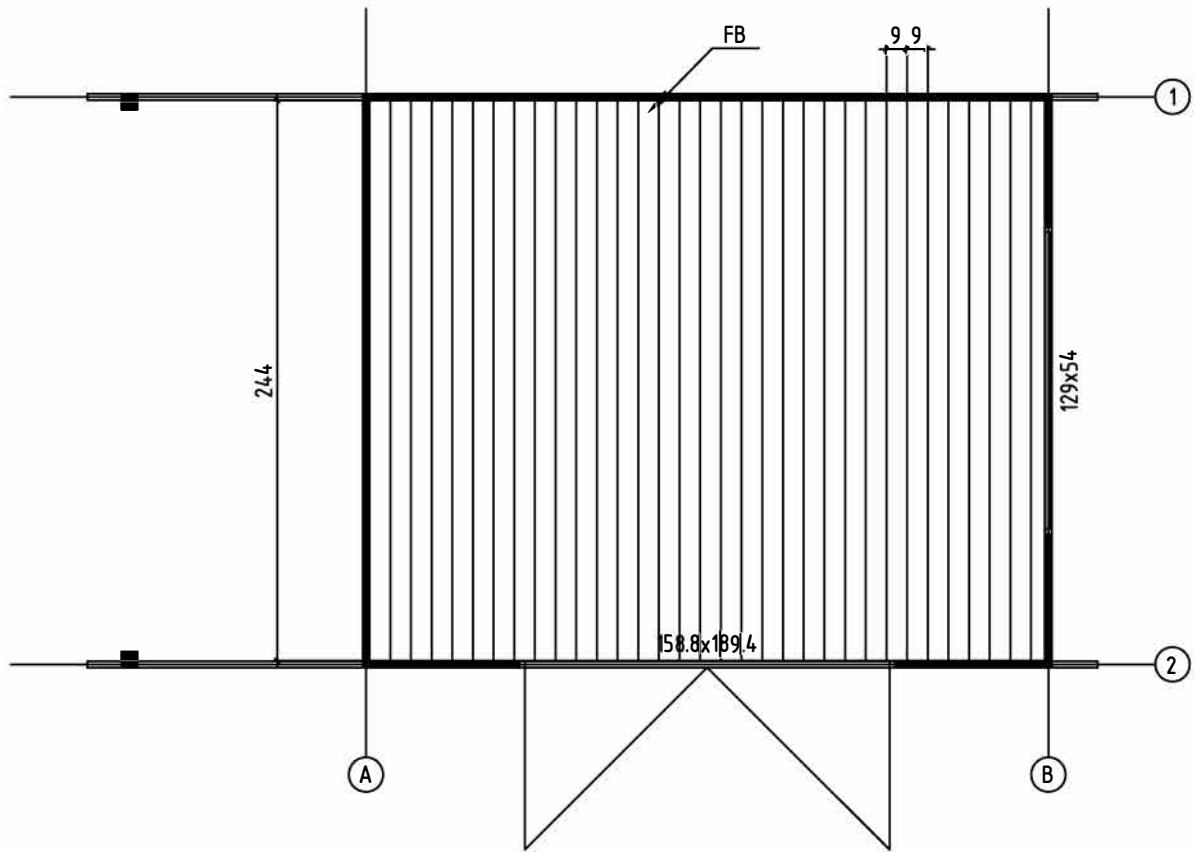
GROUNDPLAN - GRUNDPLAN - PLAN DE MASSE



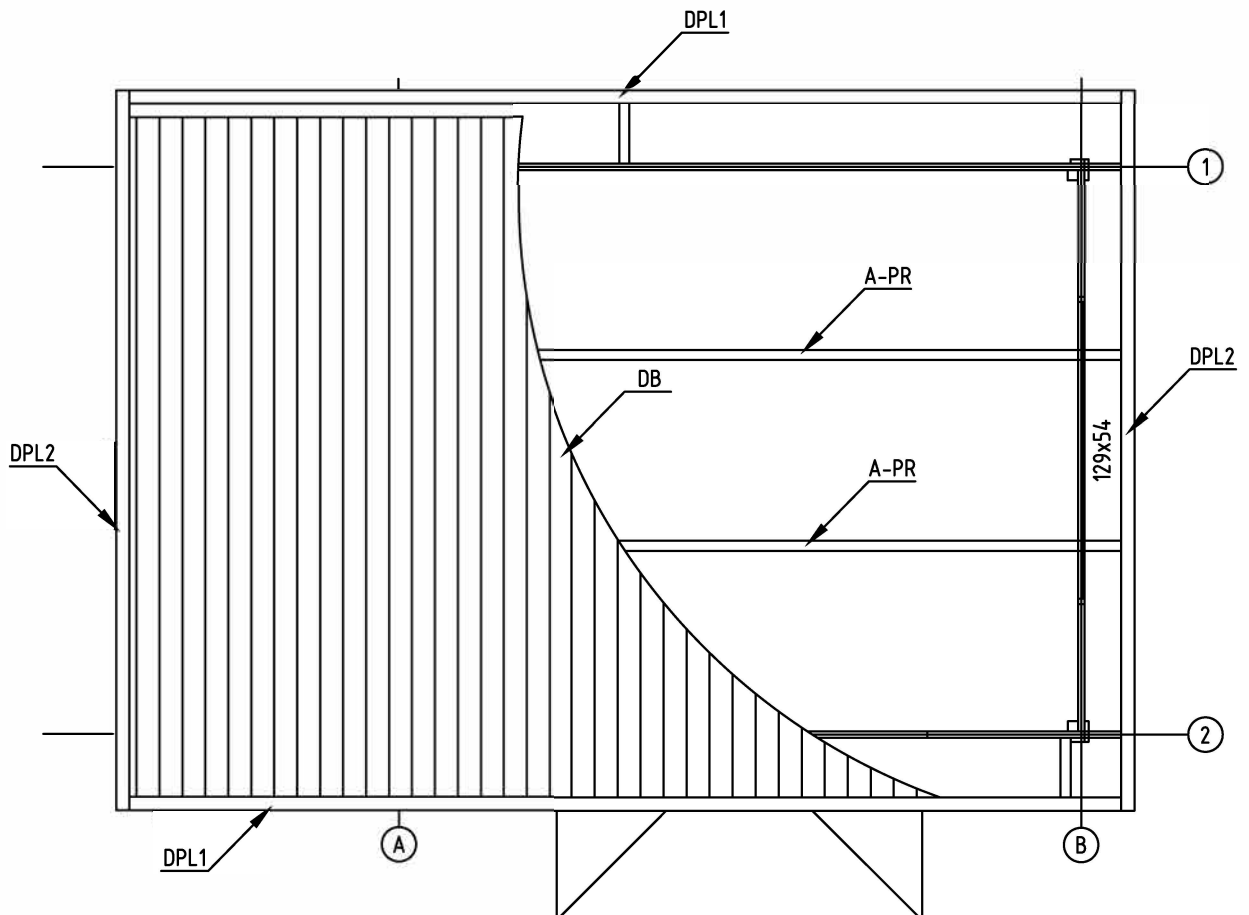
FOUNDATION - FUNDAMENT - FONDATION

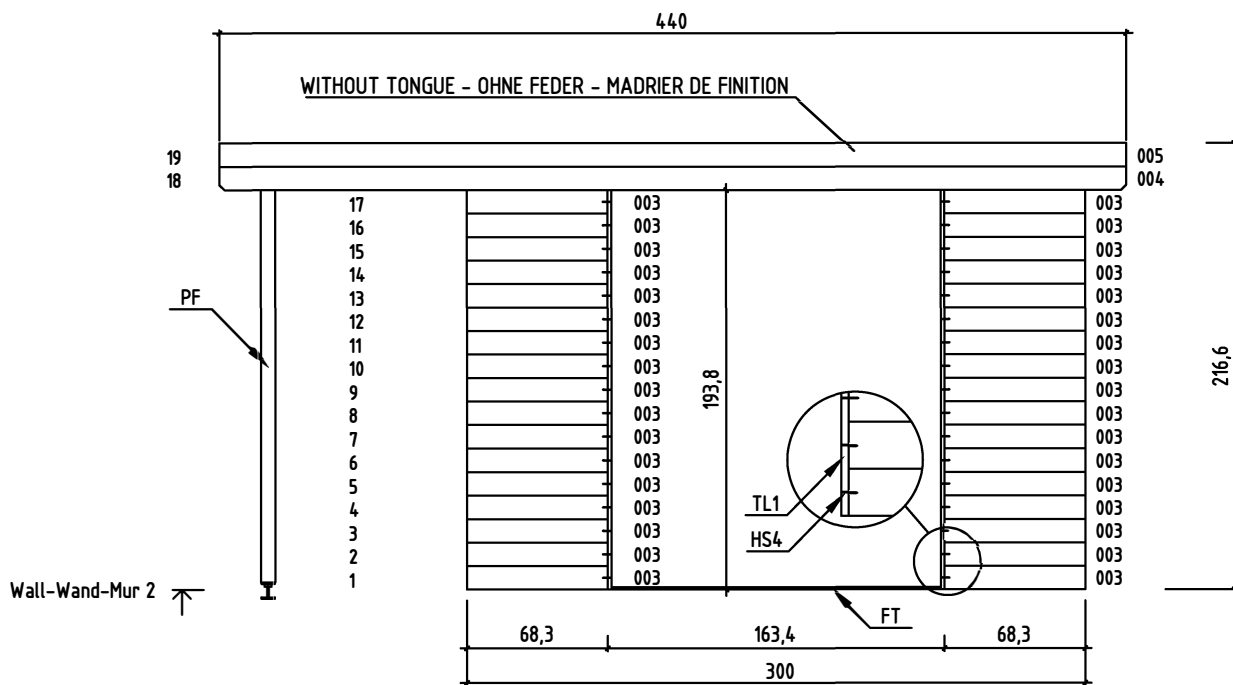
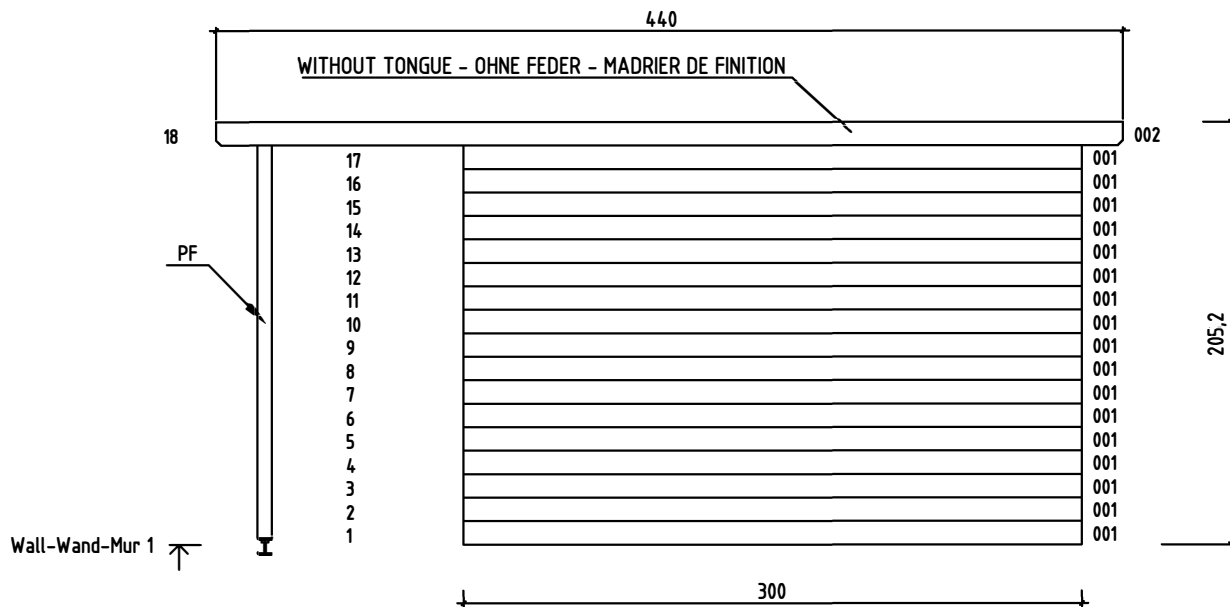


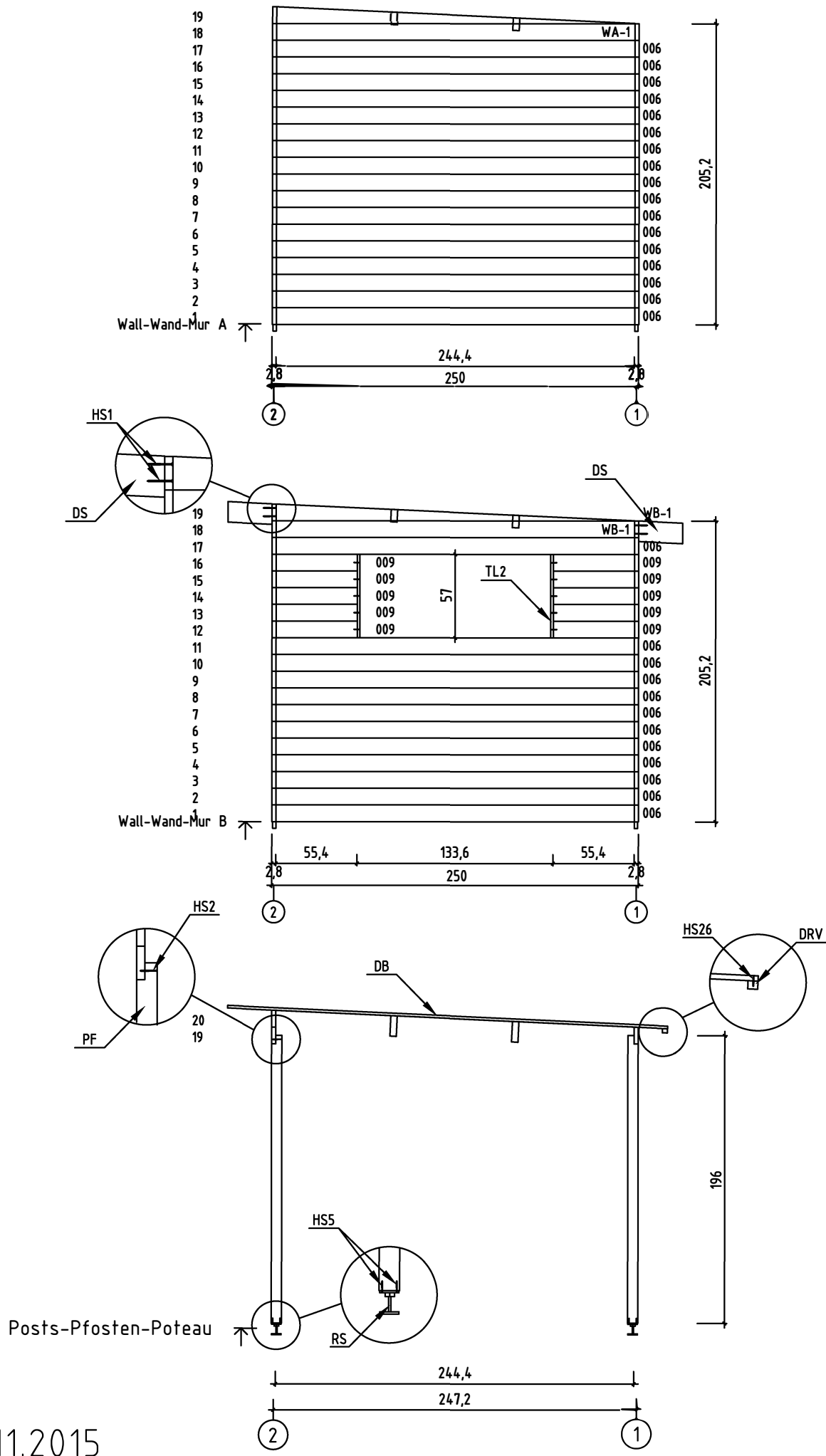
FLOOR BOARDS - FUSSBODENBRETTER - PLAN POSE PLANCHER

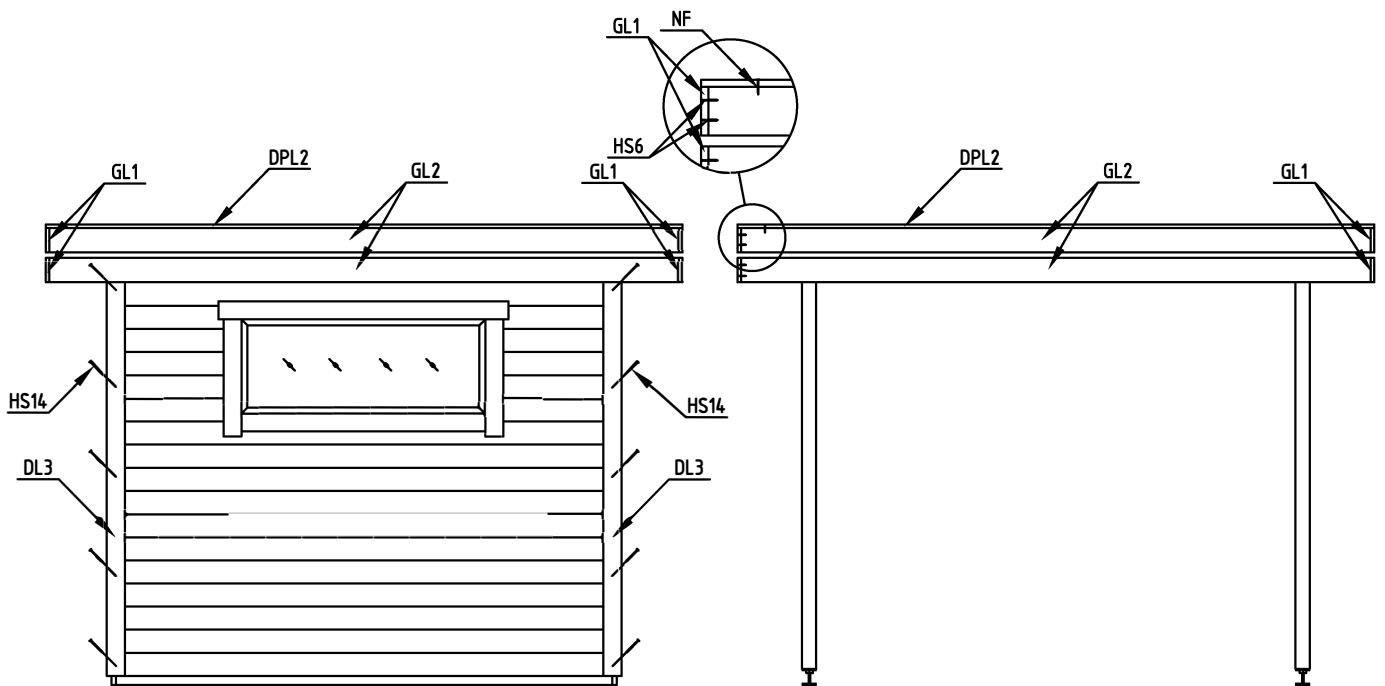
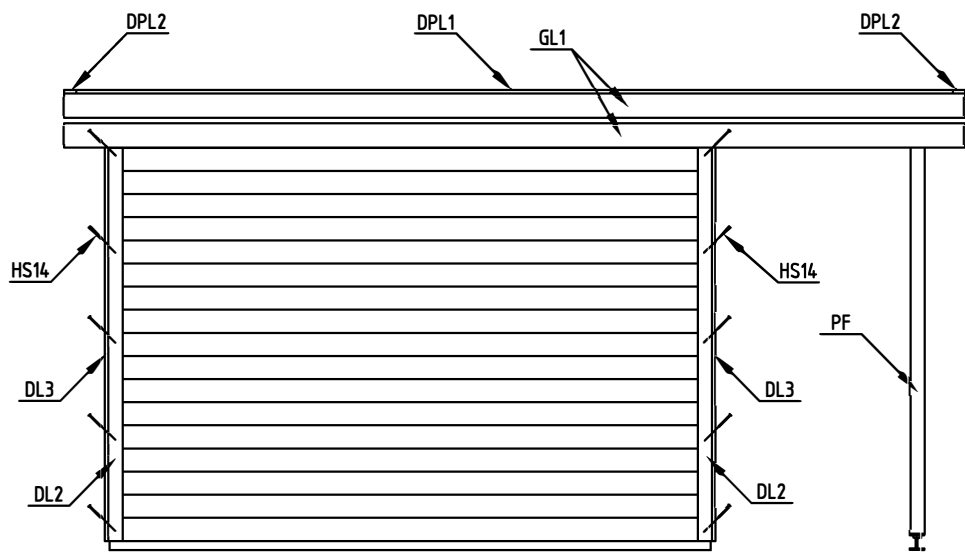
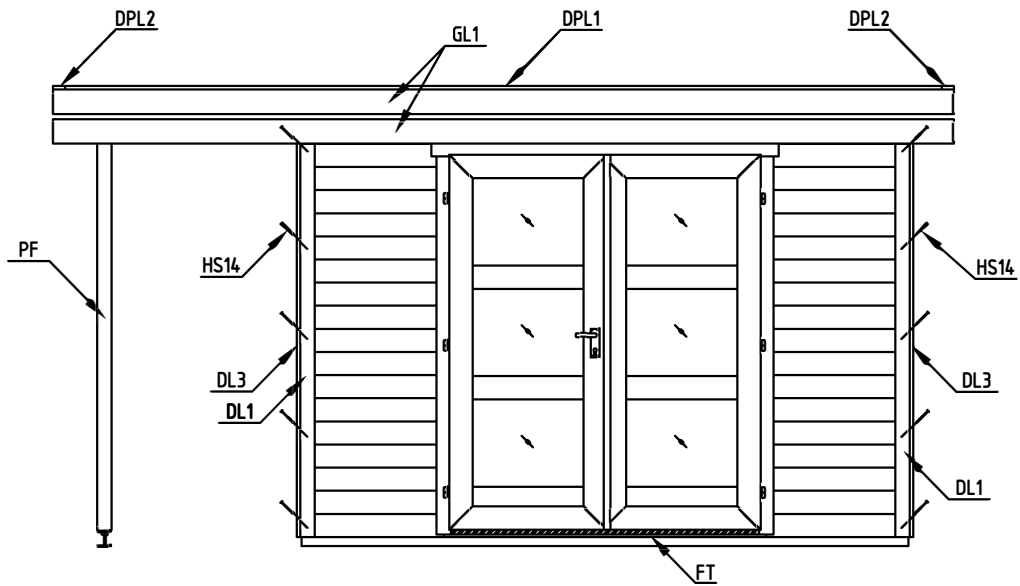









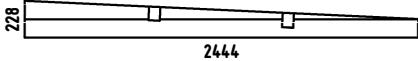
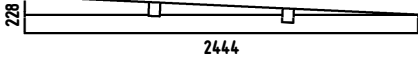











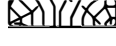

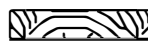


ROOF PLAN - DACH-PLAN - PLAN DU TOIT








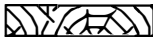























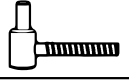

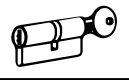

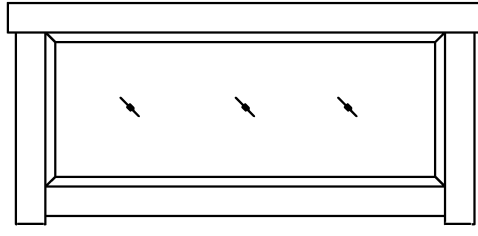
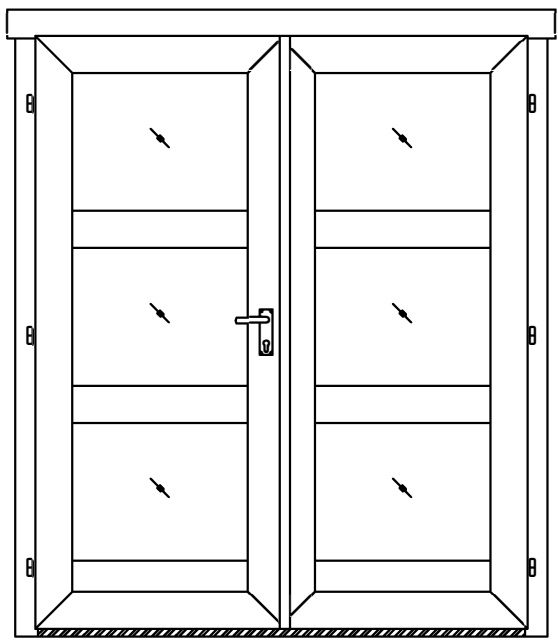







Pos	16.11.2015	Piece list - Stückliste - Liste des pièces	7/9	Q.	P (mm)	L (mm)
001				17	28x114	3000
002				1	28x114	4400
003				34	28x114	683
004				1	28x114	4400
005				1	28x114	4400
006				29	28x114	2444
009				10	28x114	554
WA-1				1		
WB-1				1		
IAR4		FOUNDATION - FUNDAMENT - FONDATION		5	45x70	2854
IAR2		FOUNDATION - FUNDAMENT - FONDATION		2	45x70	2444
IAR3		FOUNDATION - FUNDAMENT - FONDATION		2	22x45	2988
IAR1		FOUNDATION - FUNDAMENT - FONDATION		2	22x45	2444
A-PR		ROOF BEAM - DACHBALKEN - PANNE DE TOIT		2	44x140	4400
FB	FLOOR BOARDS - FUSSBODENBRETTER - LAME DE PLANCHER			33	90x18	2440
DB	ROOF BOARDS - DACHBRETTER - VOLIGES			49	90x18	2988
	FLOOR FILLET-FUSSBODENLEISTE - CORNIERE DE FINITION DU PLANCHER				18x18	10.76
DPL2	ROOFING FELT FILLET - DACHPAPPENLEISTE - BAGUETTE DE FIXATION DU FEUTRE BITUMEUX			2	18x58	3136
DPL1	ROOFING FELT FILLET - DACHPAPPENLEISTE - BAGUETTE DE FIXATION DU FEUTRE BITUMEUX			2	18x58	4320
FT	FILLET UNDER DOORSTEP - LEISTE UNTER TÜRSWELLE - BANDE EN ARBRE PORTE			1	12x22	1588
DL2	CORNER BATTEN - DECKLEISTE - PROFILS DE FINITION ANGLES A L'EXTERIEUR			2	18x70	2052
DL1	CORNER BATTEN - DECKLEISTE - PROFILS DE FINITION ANGLES A L'EXTERIEUR			2	18x70	2166
DL3	CORNER BATTEN - DECKLEISTE - PROFILS DE FINITION ANGLES A L'EXTERIEUR			4	18x90	1938
EP2	CORNER STUD - ECKPFOSTEN - POTEAUX POUR PREAU			2	44x44	1970
EP1	CORNER STUD - ECKPFOSTEN - POTEAUX POUR PREAU			2	44x44	2085

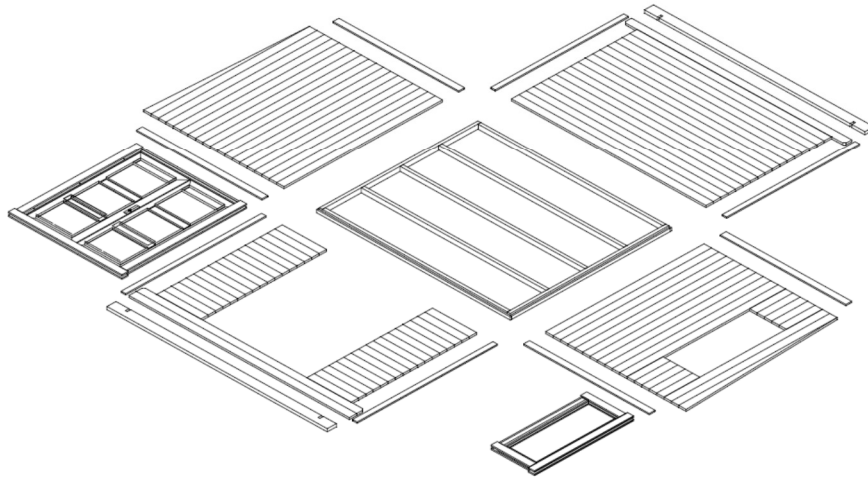
Pos	16.11.2015	Piece list - Stückliste - Liste des pièces	8/9	Q.	P (mm)	L (mm)
PF	POST - PFOSTEN - POTEAU			2	70x70	1960
DRV	ROOF EDGE REINFORCEMENT - DACHRANDVERSTÄRKUNG - CORNIERE DE RENFORT DE BORD DE TOIT			2	28x34	2177
TL2	FINISHING STRIP FOR WINDOW - ABSCHUSSLEISTE FÜR FENSTER - MONTANT DE FINITION DES OUVERTURES FENETRES			2	18x28	550
TL1	FINISHING STRIP FOR DOOR - ABSCHUSSLEISTE FÜR TÜR - MONTANT DE FINITION DES OUVERTURES PORTES			2	18x28	1910
DS	DISTANCE SPACERS FOR GABLE MOULDING - DACHSTÜZEN - SUPPORTS EXTENSION TOITURE			4	44x140	307
BL	FIXING SLAT FOR DISTANCE SPACERS - BEFESTIGUNGSLEISTE - RENFORTS PLANCHES DE RIVES			8	28x34	250
GL2	GABLE MOULDING - GIEBELLEISTE - PLANCHE DE RIVE			4	18x120	3100
GL1	GABLE MOULDING - GIEBELLEISTE - PLANCHE DE RIVE			4	18x120	4436
HS4	SCREW FOR DISTANCE SPACER FIXING SLAT - SCHRAUBEN FÜR BEFESTIGUNGSLEISTE - VIS DE FIXATION RENFORTS PLANCHES DE RIVES			16	4x40	
HS6	SCREW FOR GABLE MOULDING - SCHRAUBEN FÜR GIEBELLEISTE - VIS DE FIXATION POUR PLANCHE DE RIVE			68	3.5x50	
	SCREW FOR DOOR FILLET - SCHRAUBE ZUR BEFESTIGUNG TÜRLEISTE - VIS D'ASSEMBLAGE DU CADRE DE PORTE			5	3x30	
HS14	SCREW FOR CORNER BATTEN - SCHRAUBEN FÜR DECKLEISTEN - VIS DE FIXATION PROFILS DE FINITION ANGLES A L'EXTERIEUR			48	3x35	
HS26	SCREW FOR ROOF EDGE REINFORCEMENT - SCHRAUBEN FÜR DACHRANDVERSTÄRKUNG - VIS POUR RENFORT DE BORD DE TOIT			14	4x40	
HS2	SCREW FOR 1. WALL BEAM - SCHRAUBE FÜR 1. BOHLENREIHE - VIS DE FIXATIONS 1ÈRE RANGÉE DE MADRIERS AVEC POUTRELLES DE FONDATIONS			13	4x60	
HS2	SCREW FOR POST - SCHRAUBEN FÜR PFOSTEN - VIS DE FIXATION DES POTEAUX			4	4x60	
HS2	SCREW FOR FUNDAMENT - SCHRAUBEN ZUR BEFESTIGUNG FUNDAMENT - VIS POUR FONDATION			14	4x60	
HS2	SCREWS FOR WALL MOUNTING - SCHRAUBEN FÜR WANDMONTAGE - VIS DE FIXATION AU MUR			296	4x60	
HS4	SCREWS FOR FINISHING STRIP - SCHRAUBEN FÜR ABSCHUSSLEISTE VIS DE MONTANT DE FINITION DES OUVERTURES			44	4x40	
HS3	SCREW FOR ROOF BEAMS - SCHRAUBEN FÜR DACHBALKEN - VIS POUR PANNE DE TOIT			4	5x120	
HS1	SCREW FOR FIXING GABLE MOULDING DISTANCE SPACERS TO THE WALL SCHRAUBEN FÜR DACHSTÜZEN - VIS DE SUPPORTS EXTENSION TOITURE			8	5x90	
HS1	SCREW FOR FUNDAMENT - SCHRAUBEN ZUR BEFESTIGUNG FUNDAMENT - VIS POUR FONDATION			10	5x90	
	SCREW FOR DOOR JAMB - SCHRAUBE FÜR TÜRRAHMEN - VIS DE FIXATION POUR MONTANT DE PORTE			4	5x90	
HS5	SCREW FOR POST HEIGHT ADJUSTMENT - SCHRAUBEN FÜR REGULIERUNGSSCHRAUBE FÜR PFOSTEN - VIS DE FIXATION DE SUPPORT RÉGLABLE DE POTEAU			16	6x50	
	ZN NAIL FOR FLOOR FILLET - ZN NÄGEL FÜR FUSSBODENLEISTE - POINTE POUR CORNIERE DE FINITION DU PLANCHER			24	1.4x40	
	HAMMER BLOCK - SCHLAGHOLZ - CALLE DE FRAPPE			1		

Pos	16.11.2015	Piece list - Stückliste - Liste des pièces	9/9	Q.	P (mm)	L (mm)
		SCREW FOR DOORSTEP - SCHRAUBEN FÜR TÜRSWELLE - VIS DE FIXATION DU SEUIL DE PORTE		3	4.5x65	
NF		ZN NAIL FOR ROOFING FELT FILLET - ZN NÄGEL FÜR DACHPAPPENLEISTE - POINTE POUR BAGUETTE FIXATION FEUTRE BITUMEUX		36	2x40	
DS1		ZN NAIL FOR ROOF - ZN NÄGEL FÜR DACHBRETTER - POINTE POUR TOIT		206	2x50	
DS1		ZN NAIL FOR FLOOR - ZN NÄGEL FÜR FUSSBODENBRETTER - CLOUS POUR PLANCHER		170	2x50	
		SET OF DOOR LOCK COVERS - SCHLOSSBLENDEN - SET DE GARNITURES DE SERRURE DE PORTE		1		
		MALE BOLT HINGE FOR DOOR - TÜRRIEGEL - PARTIE MALE DE CHARNIERE DE PORTE		6	16x52	
		DOOR HANDLE FITTINGS - TÜRGRIF - SET DE GARNITURES DE SERRURE DE PORTE		1		
		CYLINDER - ZYLINDERSCHLOSS - CYLINDRE DE SERRURE		1	30x35	
RS		POST HEIGHT ADJUSTMENT - REGULIERUNGSSCHRAUBE FÜR PFOSTEN - SUPPORT RÉGLABLE DE POTEAU		2		
		WINDOW-FENSTER-FENETRE 1290x540 SGC	AK.1.100.SM0.c	1		
						
		DOOR-TÜR-PORTE 1588x1894 SGC	TUK.3.030.SVV.MMTb	1		
						

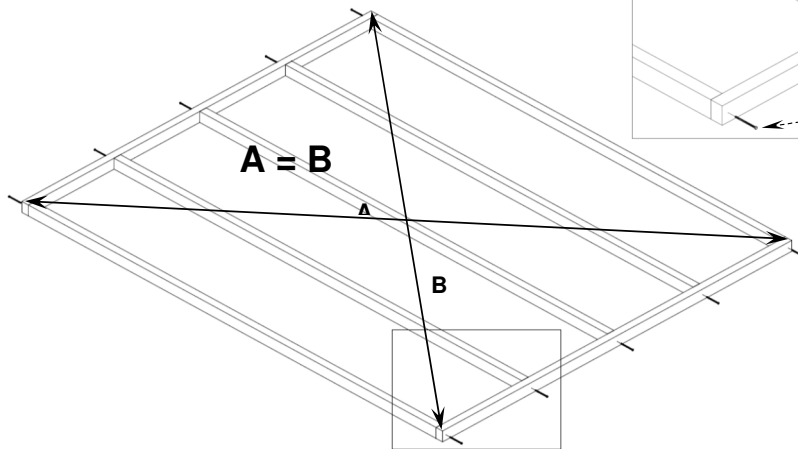
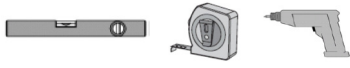
1. Fundament / Foundation / Fondation



2. Vorbereitung der Einzelteile / Preparation of components / Préparation des composants



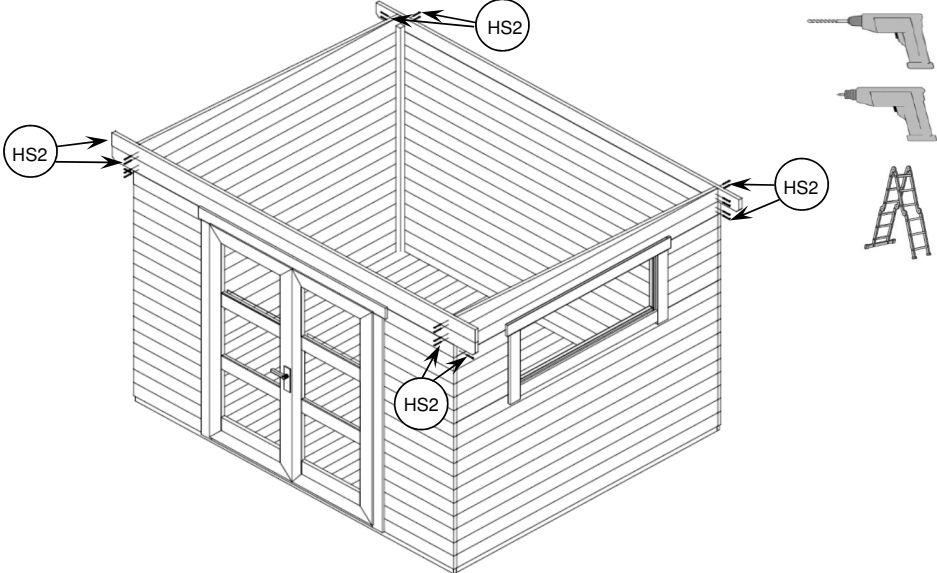
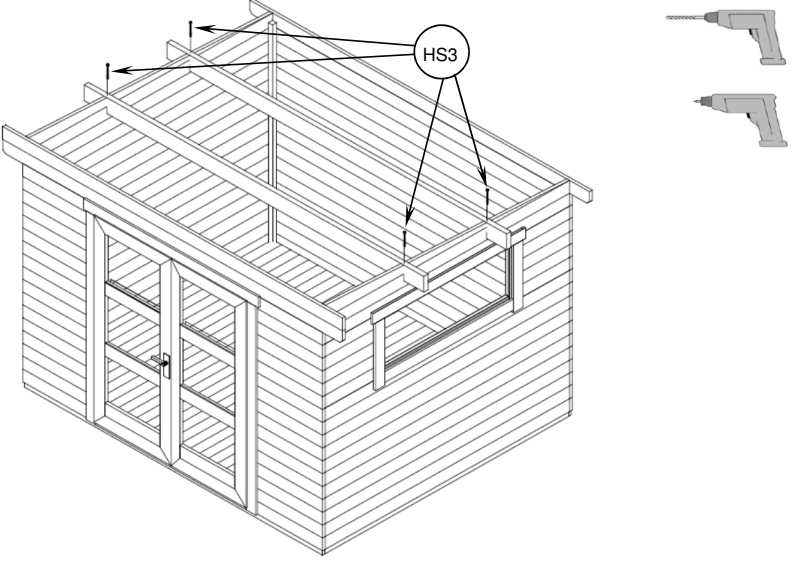
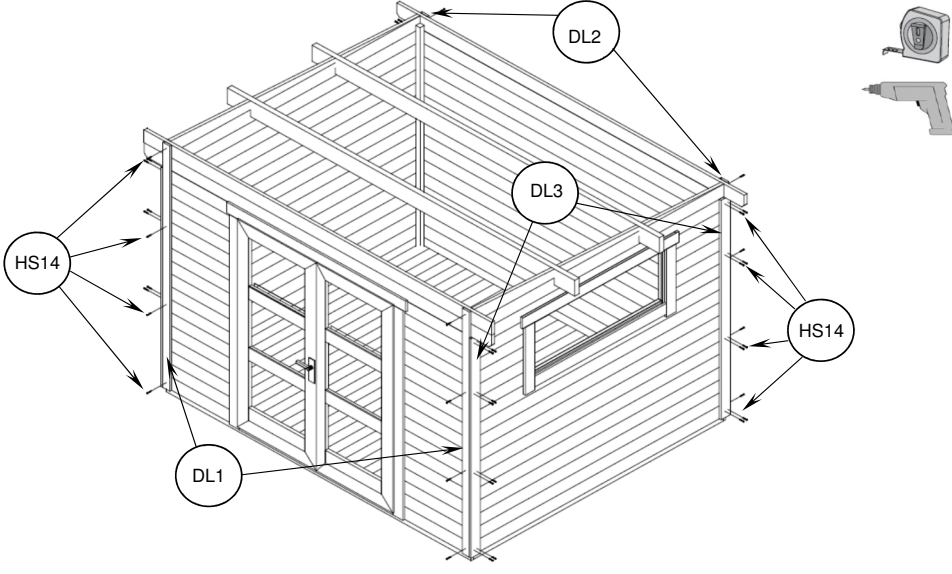
3. Fundamentbalken-Innenrahmen / Base internal frame (foundation joists) / Poutrelles de fondation (extérieur)



Holzschraube / Screw / Vis de fixation 5x90mm (HS1)

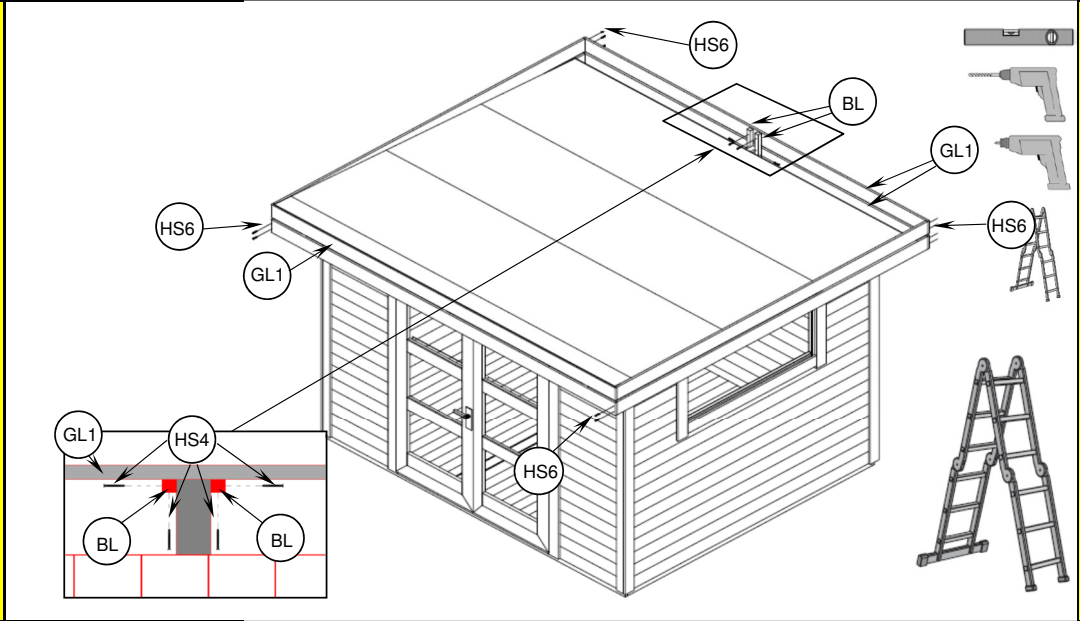
<p>4. Fundamentbalken-Aussenrahmen / Base external frame (foundation joists) / Poutrelles de fondation (extérieur)</p>		<p>Holzschraube / Screw / Vis de fixation 4x60 (HS2)</p>
<p>5.1. Bohlenreihe / 1.layer of wall / 1er rang de madriers</p>		<p>Holzschraube / Screw / Vis de fixation 4x60 (HS2)</p>
<p>6. Fussboden / Floor / Plancher</p>		<p>Drahtstift / Nail / Pointes 2x50 (DS1)</p>

<p>7. Eckpfosten / Corner studs / Montants angles et ouverture</p>		<p>Holzschraube / Screw / Vis de fixation 4x60 (HS2)</p>
<p>8. Wandmontage / Wall / Assemblage des mur</p>		<p>Holzschraube / Screw / Vis de fixation 4x60 (HS2)</p>
<p>9. Tür und Fenster / Door and window / Mise en place des ouvertures</p>		

<p>10. Wand- und Giebelmontage / Wall and apex / Mise en place des pignons de toit</p>		<p>Holzschraube / Screw / Vis de fixation 4x60 (HS2)</p>
<p>11. Dachpfetten / Purlins / Pannes de toit</p>		<p>Holzschraube / Screw / Vis de fixation 5x120 (HS3)</p>
<p>12. Deckleisten / Corner cover strips / Profils de finitions des angles</p>		<p>Screw 3.5x35 (HS14)</p>

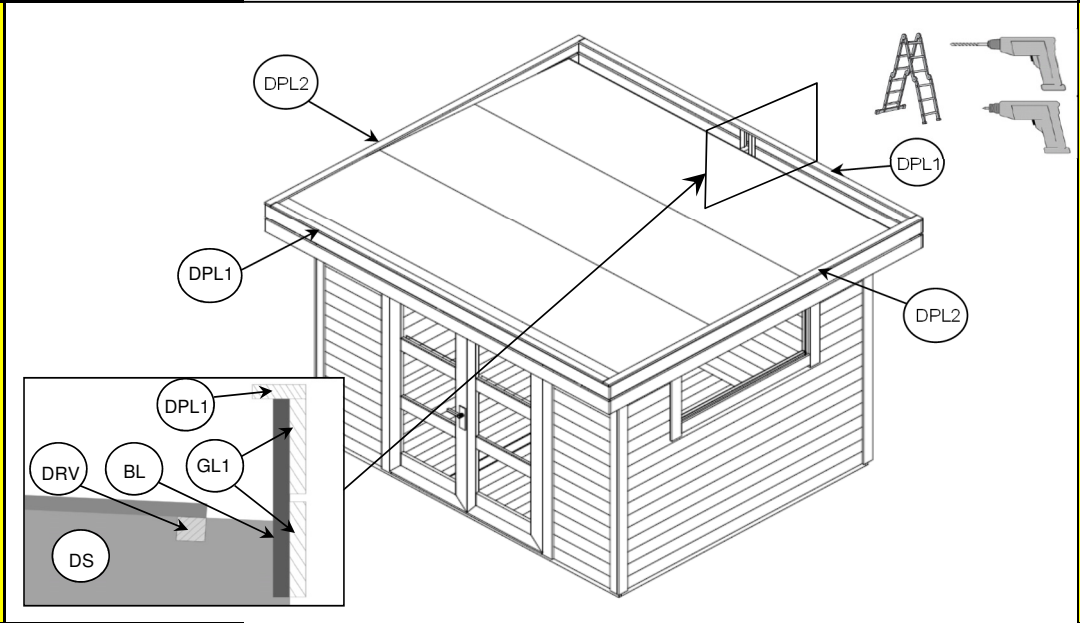
<p>13. Dachstützen / Roof supports / Supports d'extrémité de toit</p>		<p>Holzschraube / Screw / Vis de fixation 5x90 (HS1)</p>
<p>14. Dachbretter / Roof boards / Voliges de toit</p>		<p>Drahtstift / Nail / Pointes 2x 50 (DS1)</p>
<p>15. Giebelleisten / Gable mouldings / Planches de rives</p>		<p>Holzschraube / Screw / Vis de fixation 3.5x50 (HS6)</p>

15. Giebelleisten / Gable mouldings / Planches de rives



Holzschraube / Screw / Vis de fixation 4x40 (HS4)

16. Dachpappenleiste / Roofing felt fillet / Profils de finitions de toit



Drahtstift / Nail / Pointes 2x40 (NF)