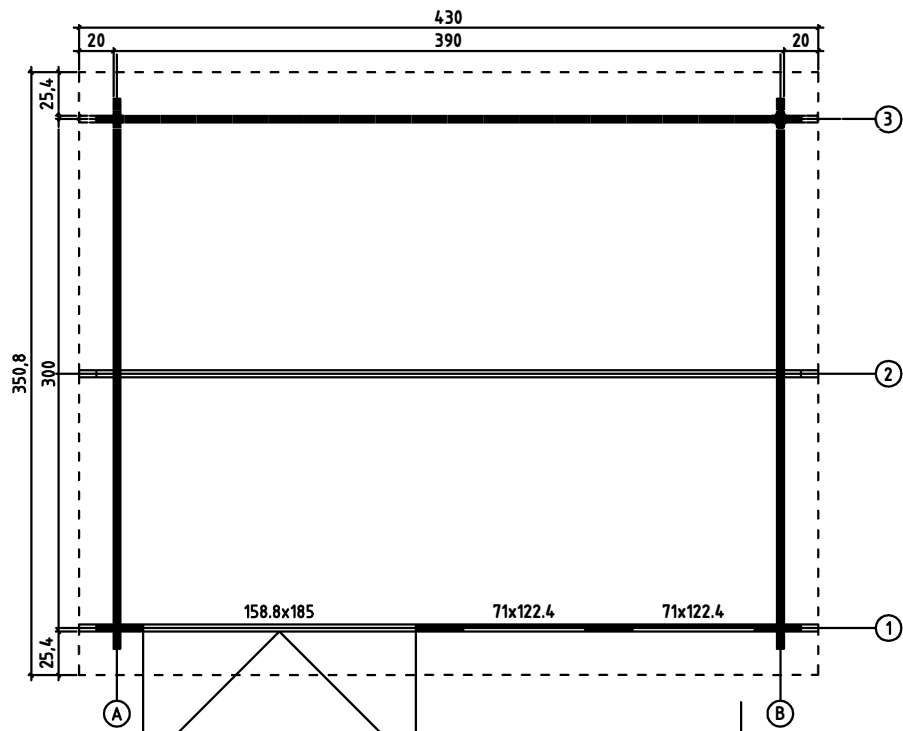


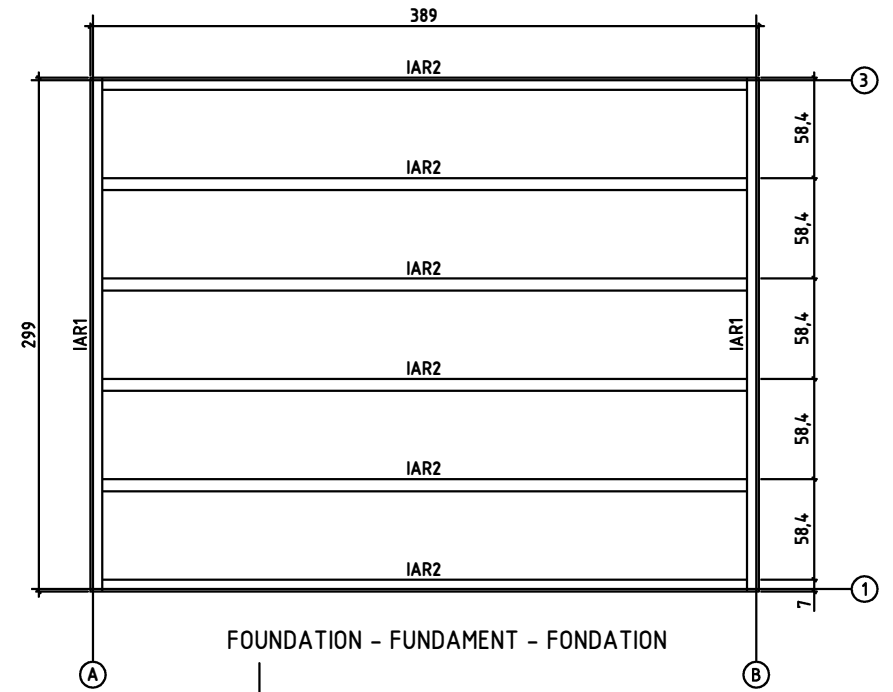
Olof



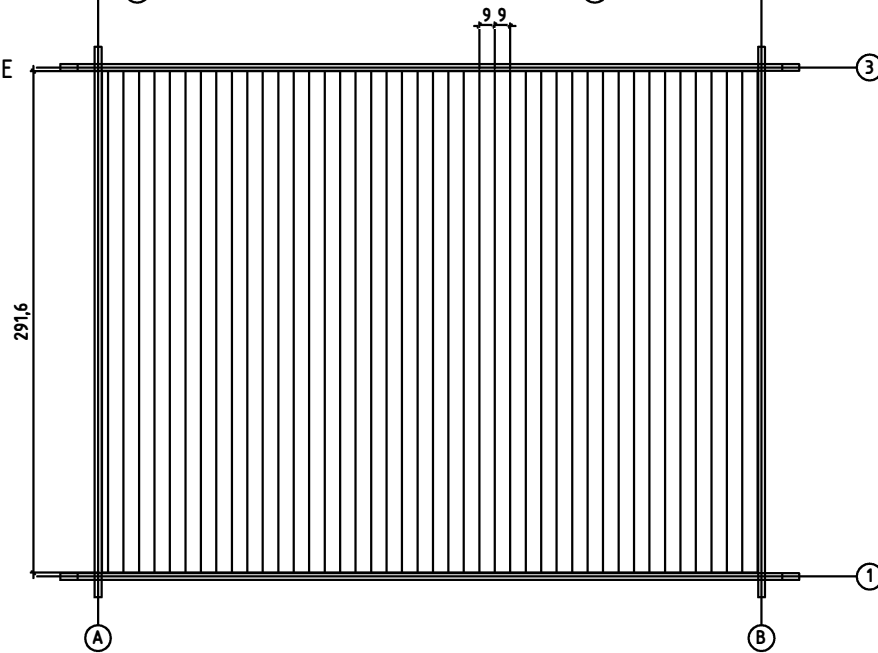
11.04.2016





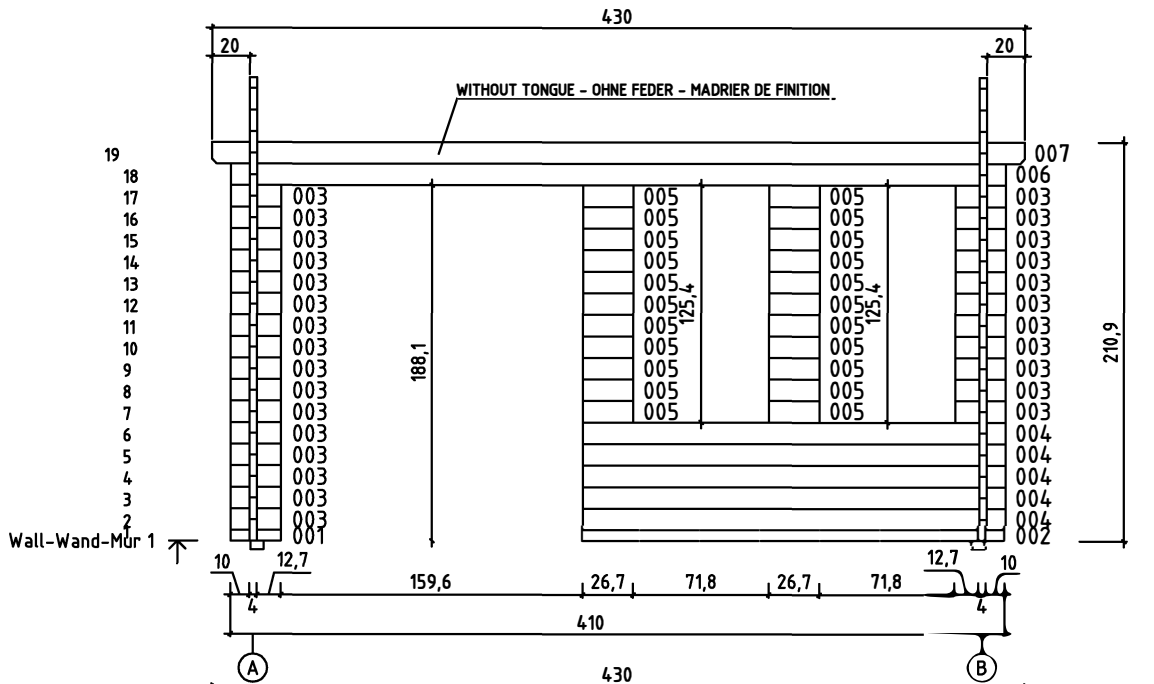
GROUNDPLAN - GRUNDPLAN - PLAN DE MASSE

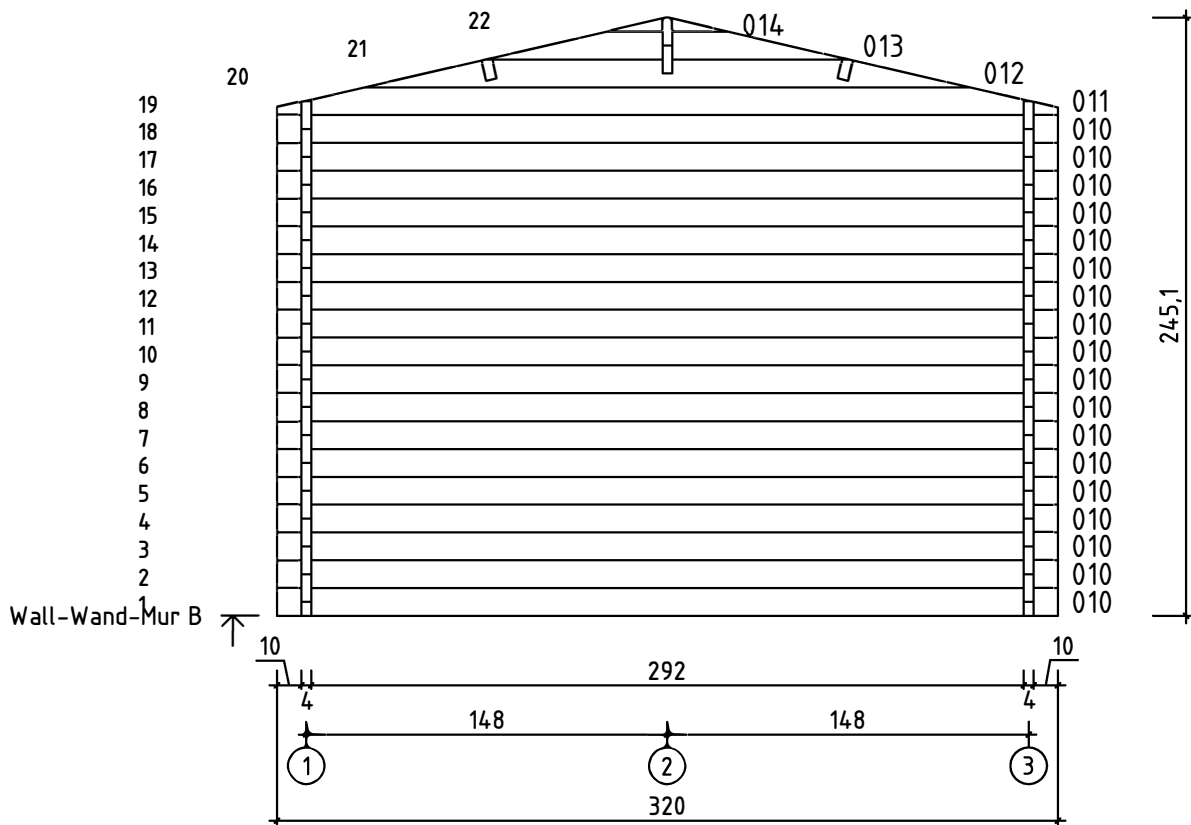
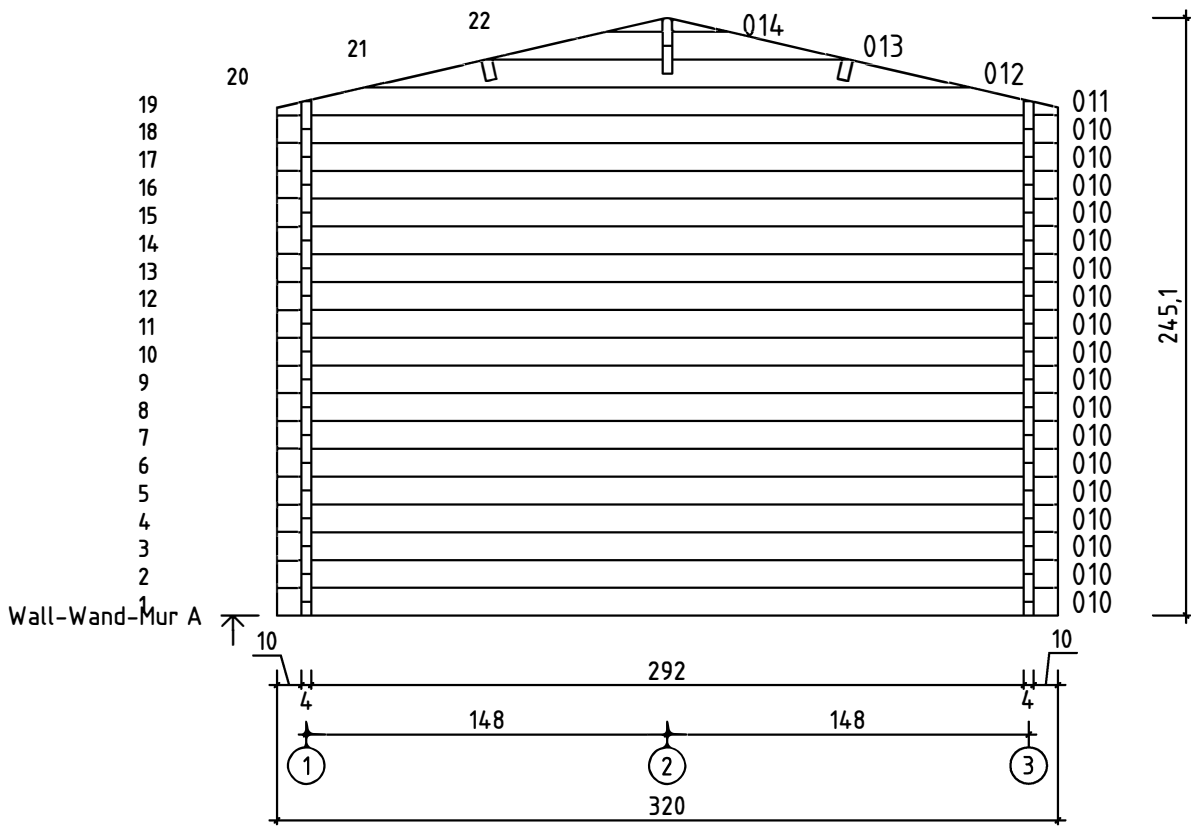





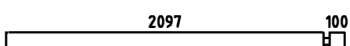

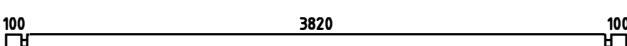
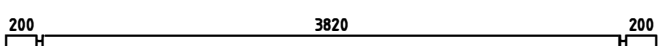

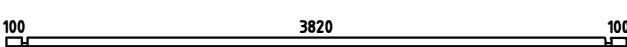
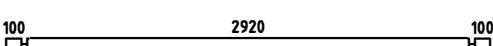
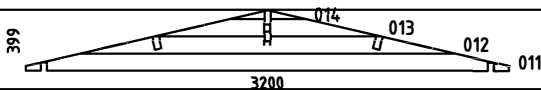


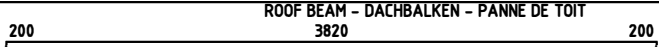











FOUNDATION - FUNDAMENT - FONDATION













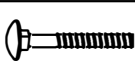







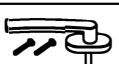


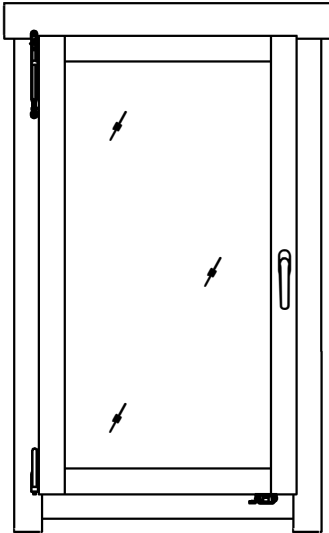
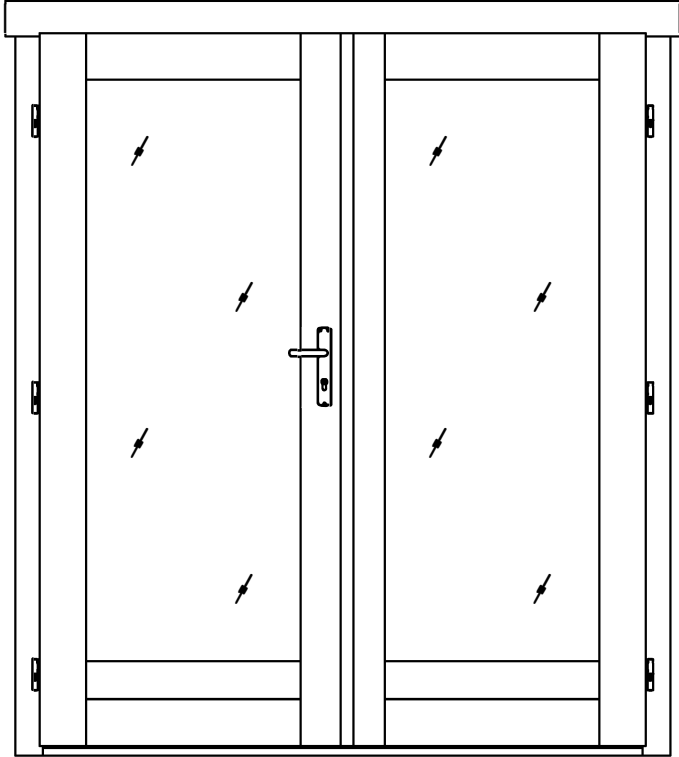
FLOOR BOARDS -
- FUSSBODENBRETTER -
- PLAN POSE PLANCHER





Pos	11.04.2016	Piecelist - Stücklist - Liste des composants	5/7	Q.	P. (mm)	L. (mm)
001		100127		1	40x57	267
002		2097	100	1	40x57	2237
003		127100		27	40x114	267
004		2097	100	5	40x114	2237
005				22	40x114	267
006		100	3820	100	40x114	4100
007		200	3820	200	40x120	4300
008		200	3820	200	40x114	4300
009		100	3820	100	40x57	4100
010		100	2920	100	40x114	3200
WA-1 WB-1				2		
IAR1				2	70x45	2990
IAR2				6	70x45	3750
APR1		200	3820	200	44x140	4300
	FLOOR BOARDS - FUSSBODENBRETTER - LAME DE PLANCHER			43	90x18	2916
	ROOF BOARDS - DACHBRETTER - VOLIGES			96	90x18	1800
	FLOOR FILLET-FUSSBODENLEISTE - CORNIERE DE FINITION DU PLANCHER				18x18	13.46
	ROOFING FELT FILLET - DACHPAPPENLEISTE - - BAGUETTE DE FIXATION DU FEUTRE BITUMEUX			4	18x58	1850
TB-1	EAVES BOARD - TRAUFBRETT - BANDEAU DE TOIT			2	18x90	4300
DRV-1	ROOF EDGE REINFORCEMENT - DACHRANDVERSTÄRKUNG - - CORNIERE DE RENFORT DE BORD DE TOIT			2	28x34	4300
KFS-1	STORM PROTECTION - STURMLEISTE - - LATTE ANTI-TEMPETE			4	22x45	2050
	GABLE MOULDING - GIEBELLEISTE - - PLANCHE DE RIVE			4	18x120	1850
GS	GABLE SEGMENT-DECKBLATT - LOSANGE DE FINITION			2		
SH40	HAMMER BLOCK - SCHLAGHOLZ - CALLE DE FRAPPE 40mm			1		
HS18	SCREW FOR FUNDAMENT - SCHRAUBEN ZUR BEFESTIGUNG FUNDAMENT - - VIS POUR FONDATION			12	5x120	

Pos	11.04.2016	Piecelist - Stücklist - Liste des composants	6/7	Q.	P. (mm)	L. (mm)
HS16		SCREW FOR 1. WALL BEAM - SCHRAUBE FÜR 1. BOHLENREIHE - - VIS DE FIXATION DES FONDATIONS		8	5x90	
NF4		ZN NAIL FOR FLOOR - ZN NÄGEL FÜR FUSSBODENBRETTER - - CLOUS POUR PLANCHER		264	2x50	
NF2		ZN NAIL FOR FLOOR FILLET - ZN NÄGEL FÜR FUSSBODENLEISTE - - POINTE POUR CORNIERE DE FINITION DU PLANCHER		27	1.4x40	
HS18		SCREW FOR ROOF BEAMS - SCHRAUBEN FÜR DACHBALKEN - - VIS POUR PANNE DE TOIT		10	5x120	
NF4		ZN NAIL FOR ROOF - ZN NÄGEL FÜR DACHBRETTER - - POINTE POUR TOIT		302	2x50	
HS12		SCREW FOR EAVES BOARDS - SCHRAUBEN FÜR TRAUFBRETTER - - VIS DE FIXATION POUR BANDEAU DE TOIT		20	4x40	
HS12		SCREW FOR ROOF EDGE REINFORCEMENT - SCHRAUBEN FÜR DACHRANDVERSTÄRKUNG - VIS POUR RENFORT DE BORD DE TOIT		20	4x40	
HS9		SCREW FOR GABLE MOULDING - SCHRAUBEN FÜR GIEBELLEISTE - - VIS DE FIXATION POUR PLANCHE DE RIVE		24	3.5x50	
NF5		ZN NAIL FOR ROOFING FELT FILLET - ZN NÄGEL FÜR DACHPAPPENLEISTE - POINTE POUR BAGUETTE FIXATION FEUTRE BITUMEUX		20	2x40	
HS8		SCREW FOR GABLE SEGMENT - SCHRAUBEN FÜR DECKBLATT - - VIS POUR FIXATION LOSANGE DE FINITION		4	3.5x35	
SFS		NUT FOR STORM PROTECTION - SCHRAUBENMUTTER FÜR STURMLEISTE - ÉCROU POUR LAME ANTI-TEMPETE		8	D6	
DFS		WASHER FOR STORM PROTECTION - DICHTSCHEIBE FÜR STURMLEISTE - - RONDELLE POUR LAME ANTI-TEMPETE		8	D6	
BFS		BOLT FOR STORM PROTECTION - BOLZEN FÜR STURMLEISTE - - VIS POUR LAME ANTI-TEMPETE		8	6x70	
HS25		SCREW FOR DOORSTEP - SCHRAUBEN FÜR SWELLE - - VIS DE FIXATION DU SEUIL DE PORTE		3	4.5x65	
HS16		SCREW FOR DOOR JAMB - SCHRAUBE FÜR TÜRRAHMEN - - VIS DE FIXATION POUR MONTANT DE PORTE		4	5x90	
HS4		SCREW FOR FILLET - SCHRAUBE ZUR BEFESTIGUNG TÜRLEISTE - - VIS D'ASSEMBLAGE DU CADRE DE PORTE		5	3x30	
		MALE BOLT HINGE FOR DOOR - TÜRRIEGEL - - PARTIE MALE DE CHARNIERE DE PORTE		6	14x80	
TL5		SET OF DOOR LOCK COVERS - SCHLOSSBLENDEN - - SET DE GARNITURES DE SERRURE DE PORTE		1		
TL4		DOOR HANDLE FITTINGS-TÜRGRIF - - GARNITURE DE POIGNÉE DE PORTE		1		
		CYLINDER -ZYLINDERSCHLOSS - CYLINDRE DE SERRURE		1	30x35	
FS2		WINDOW HANDLE FITTINGS-FENSTERGRIF - POIGNÉE D'OUVERTURE DE FENETRE		2	FG10.AL	

Pos	11.04.2016 Piecelist - Stücklist - Liste des composants	7/7	Q.	P. (mm)	L. (mm)
	<p data-bbox="228 197 778 226">WINDOW - FENSTER - FENETRE 710x1224 DGP+</p> <p data-bbox="1018 197 1193 226">AK.1.100.PSV.e</p> 	2			
	<p data-bbox="228 828 678 857">DOOR - TÜR - PORTE 1588x1850 DGP+</p> <p data-bbox="970 828 1193 857">TUK.1.100.PVV.MMa</p> 	1			