

Alice

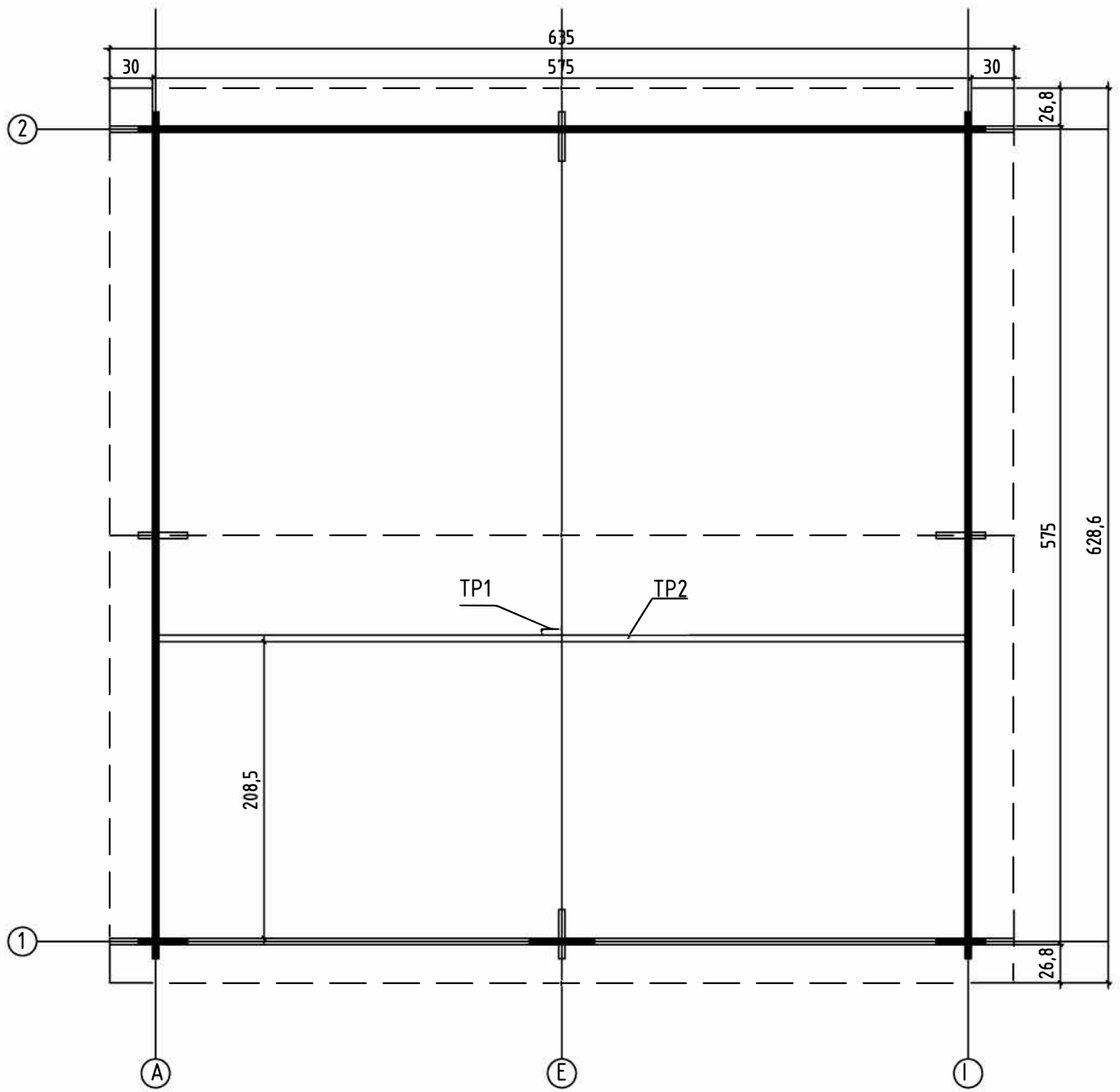
1/18

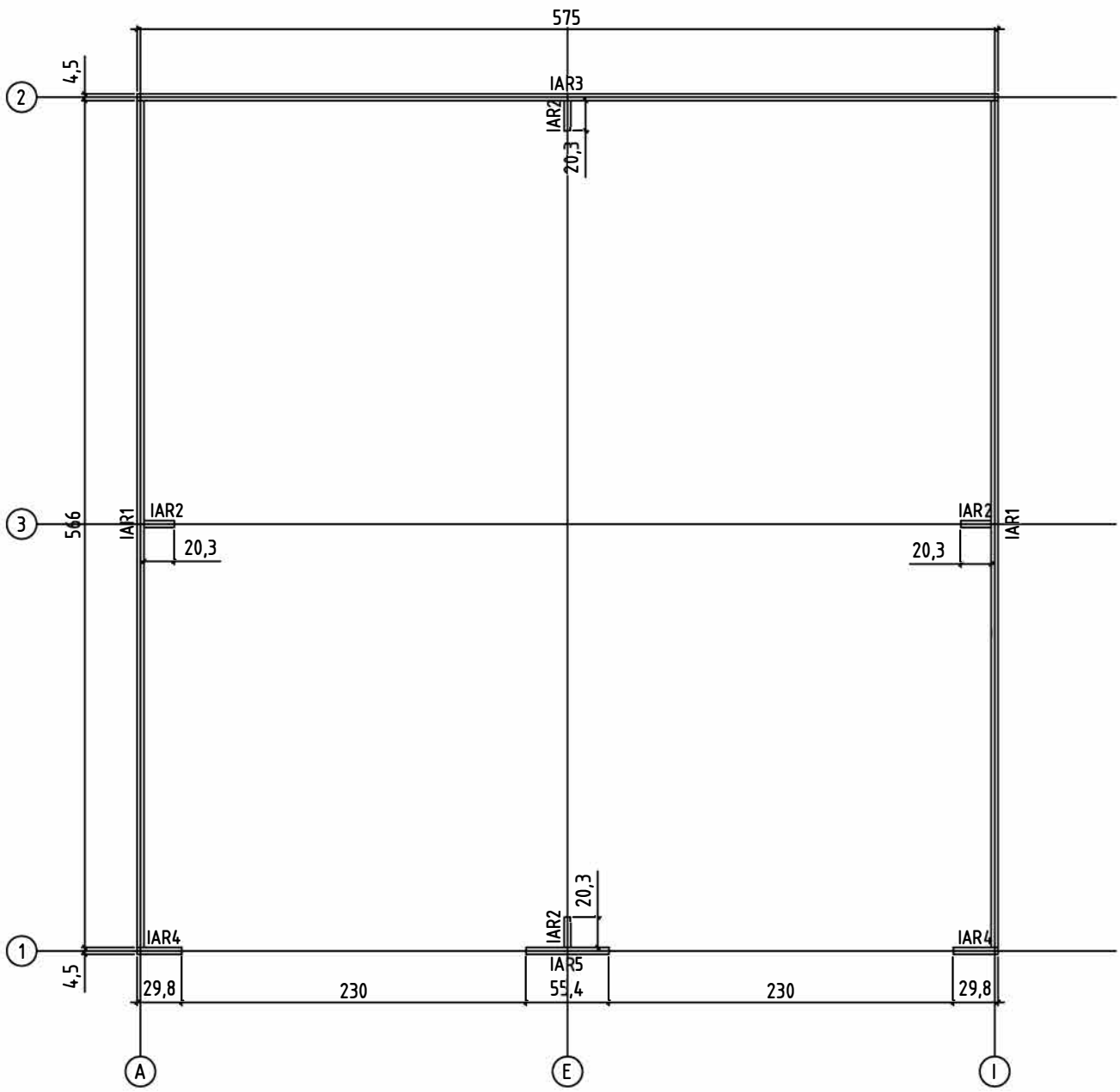


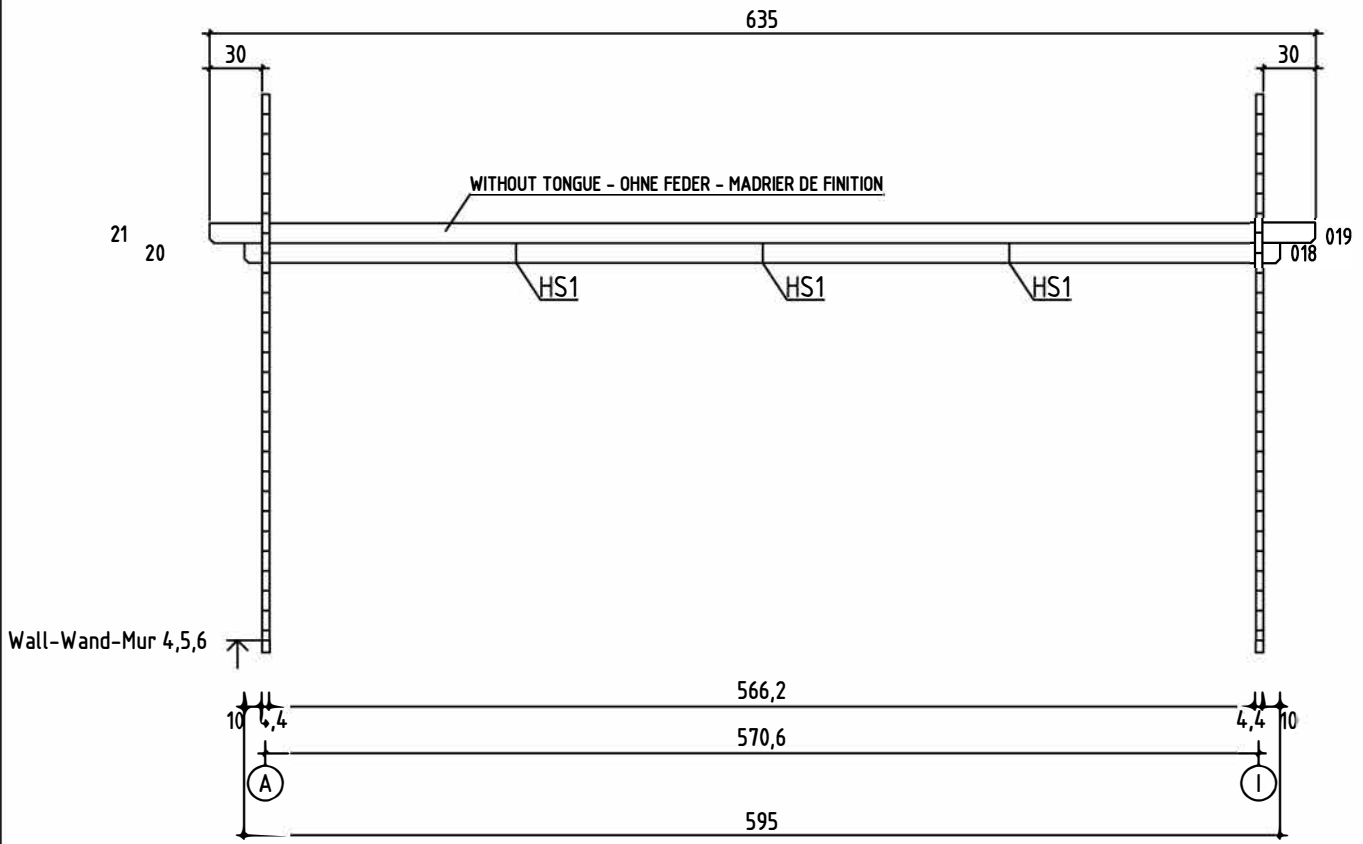
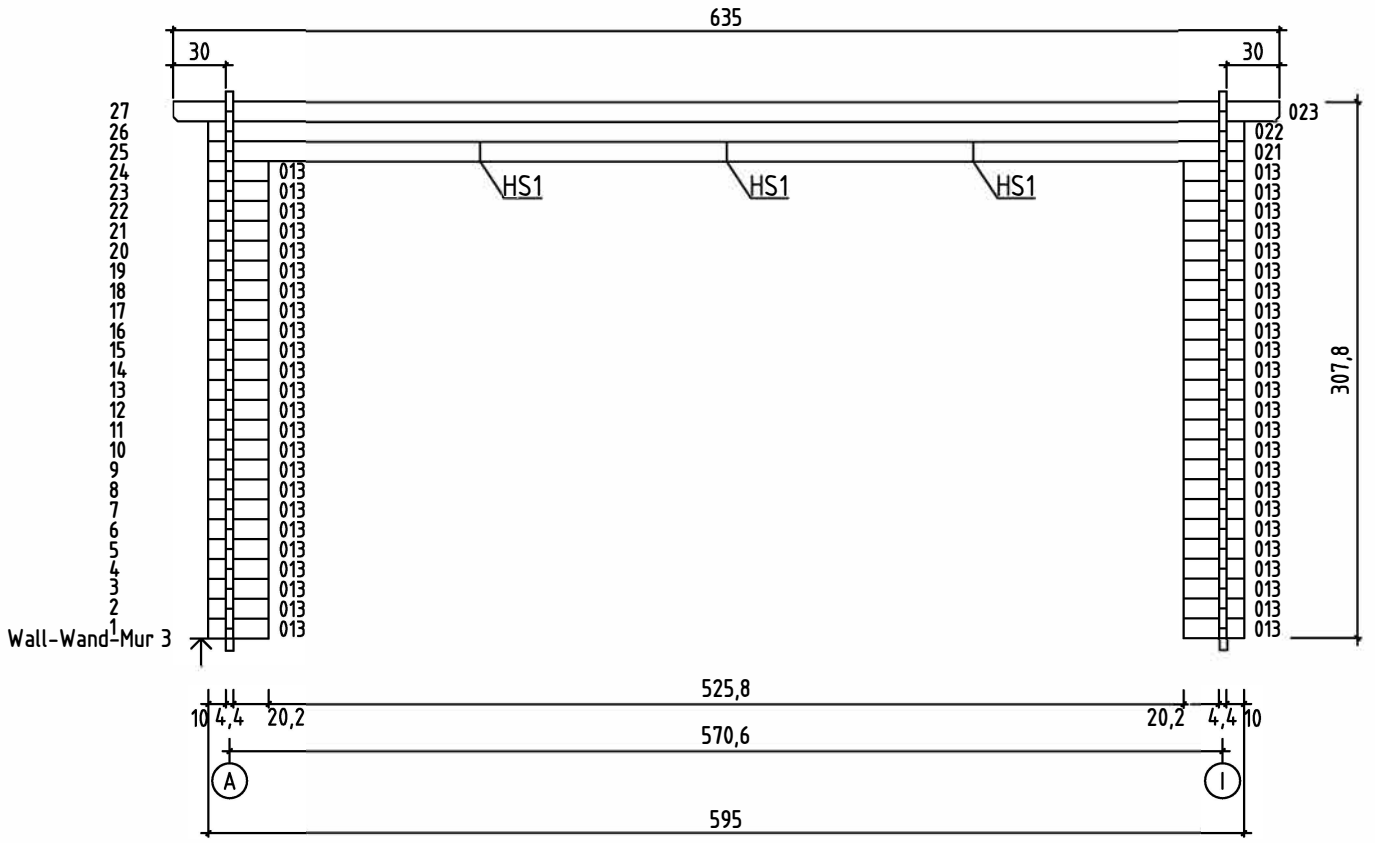
VERSION A

14.04.2014

GROUNDPLAN - GRUNDPLAN - PLAN DE MASSE







Alice

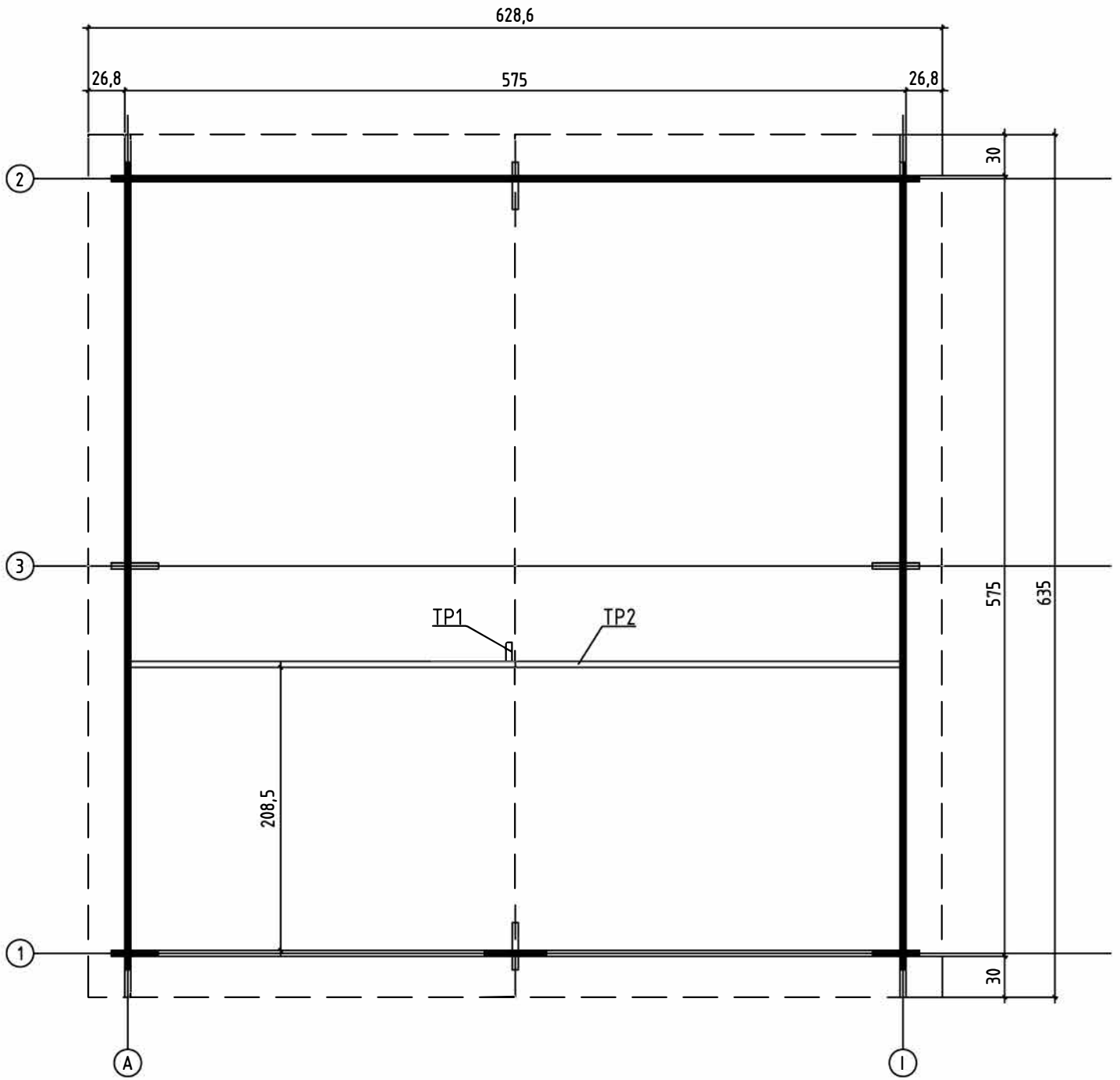
8/18



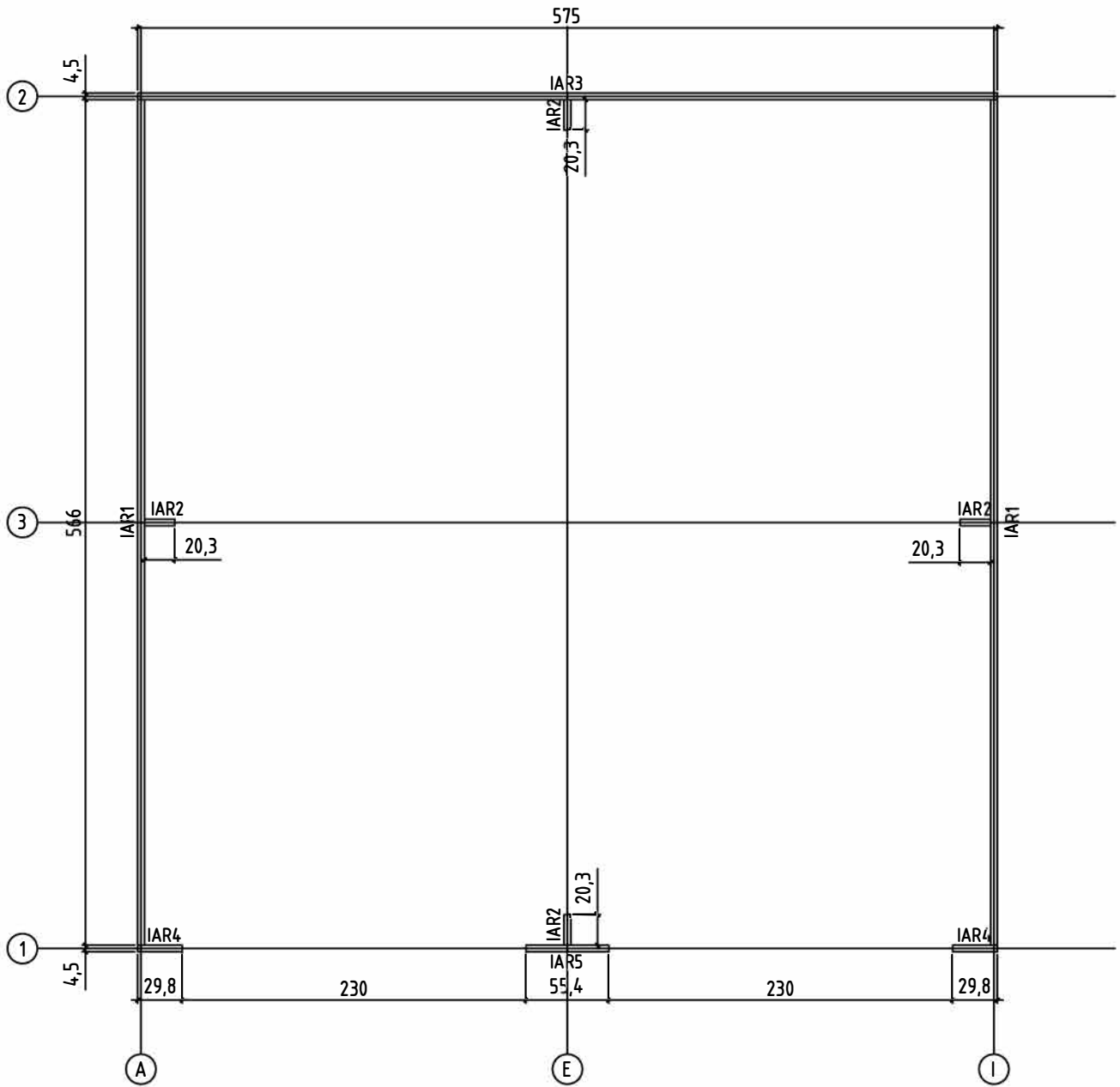
VERSION B

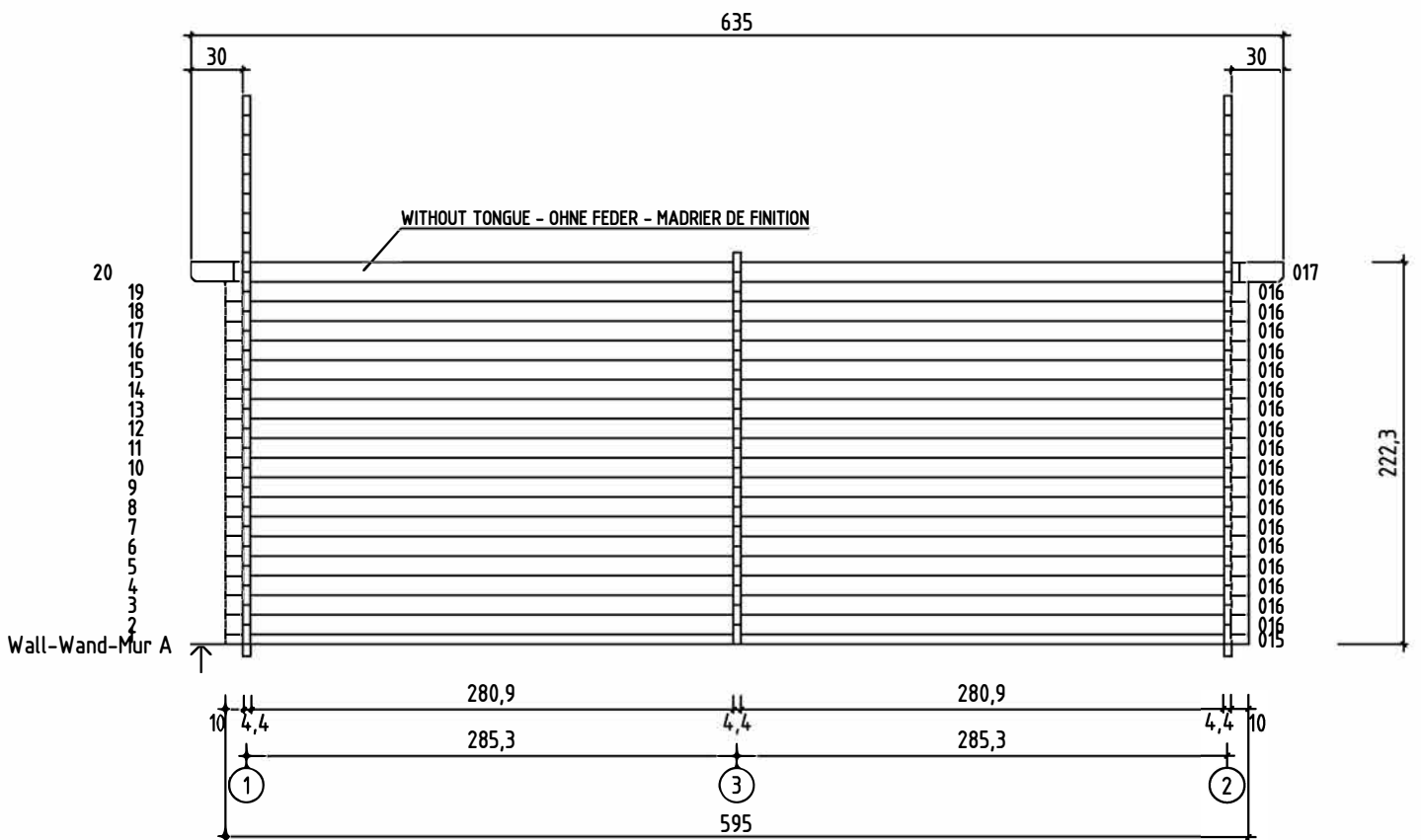
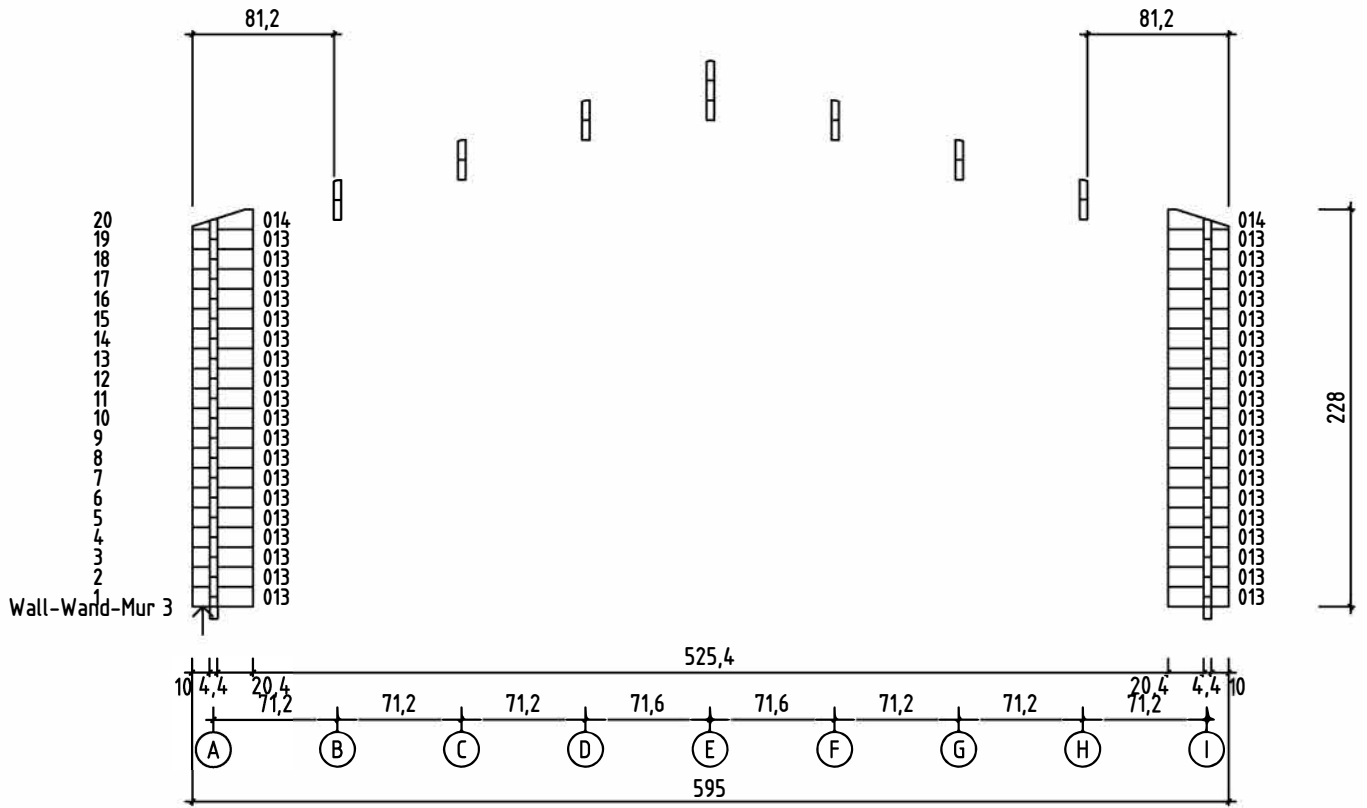
14.04.2014

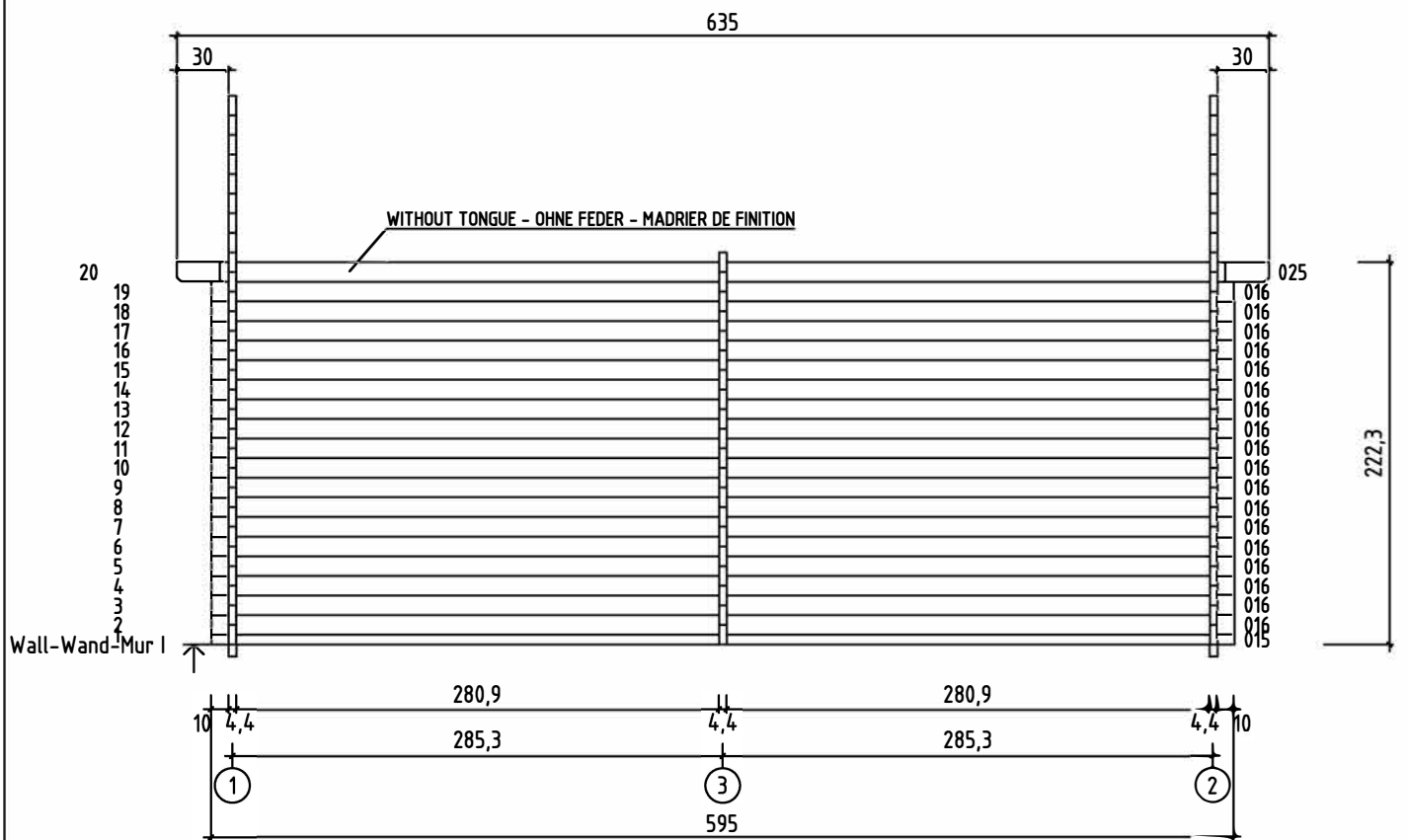
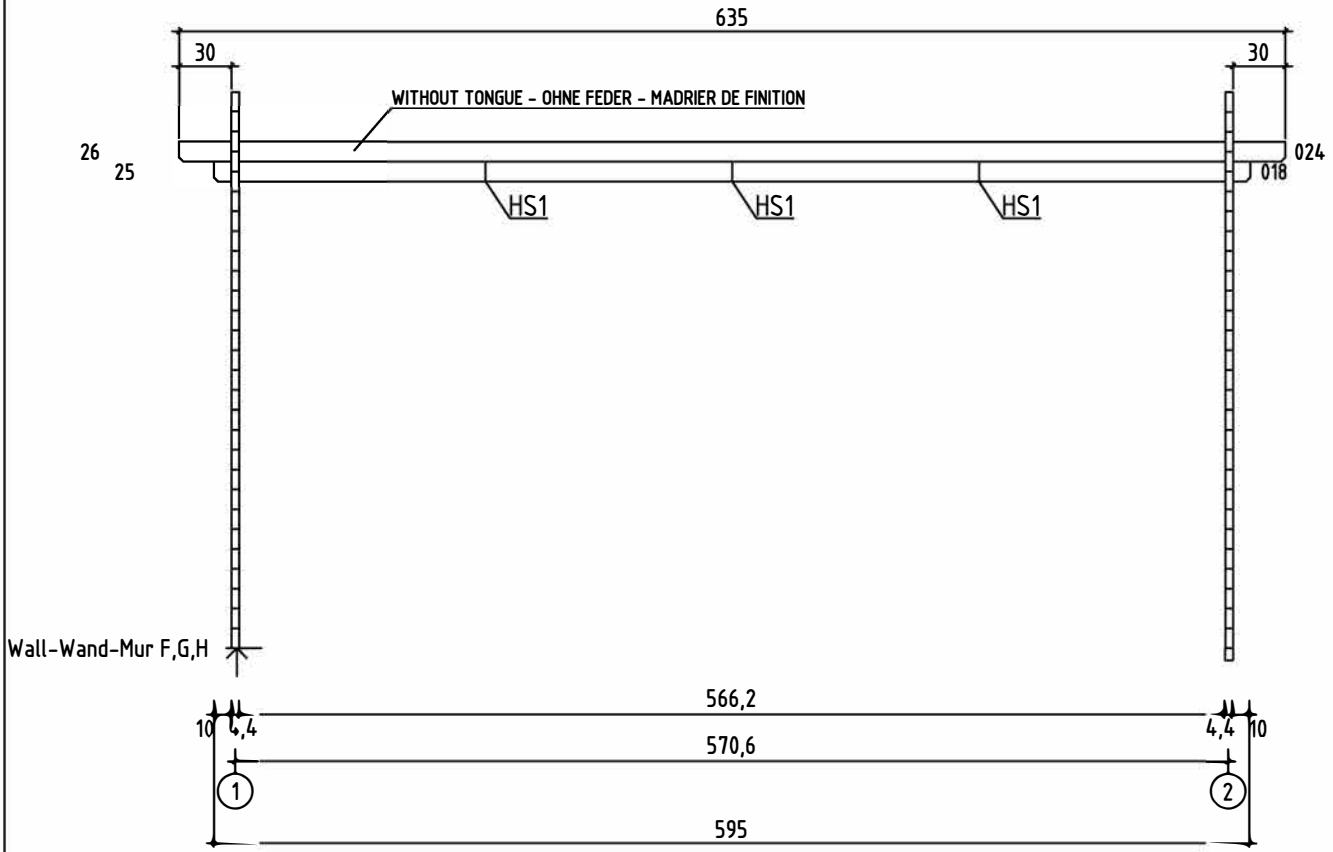
GROUNDPLAN - GRUNDPLAN - PLAN DE MASSE



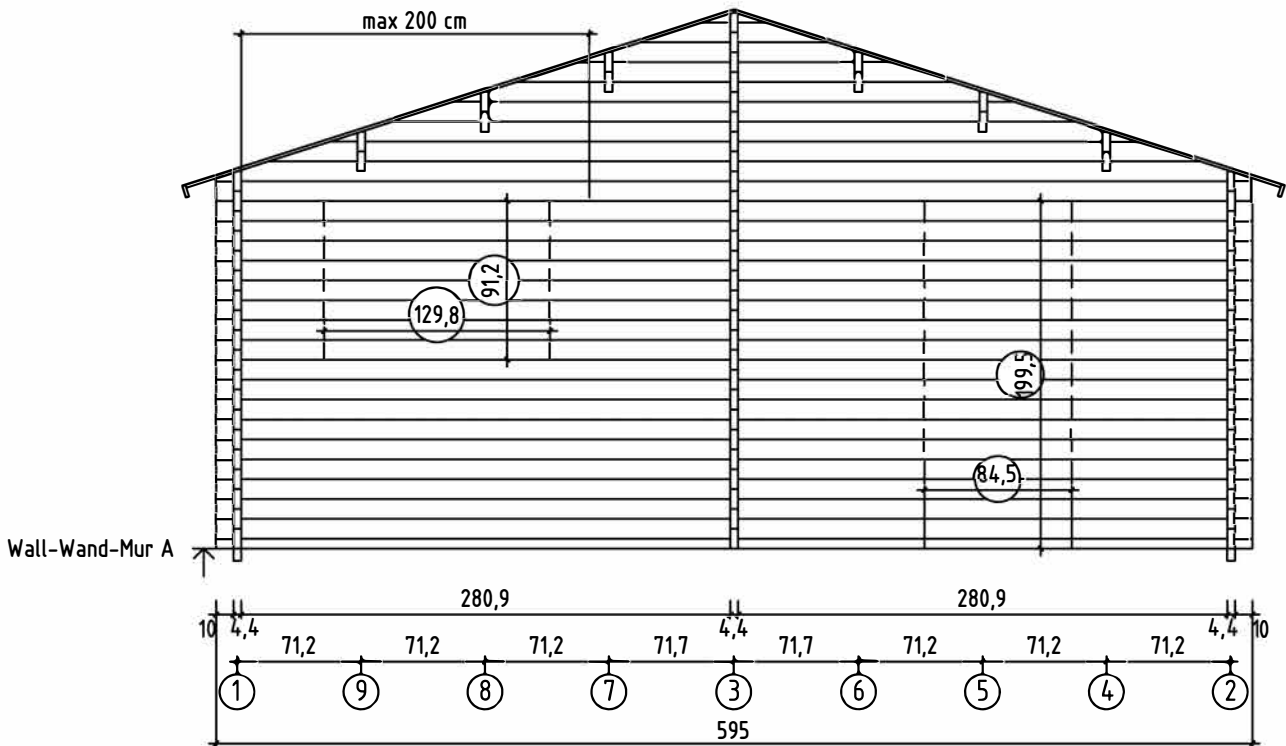
FOUNDATION - FUNDAMENT - FONDATION



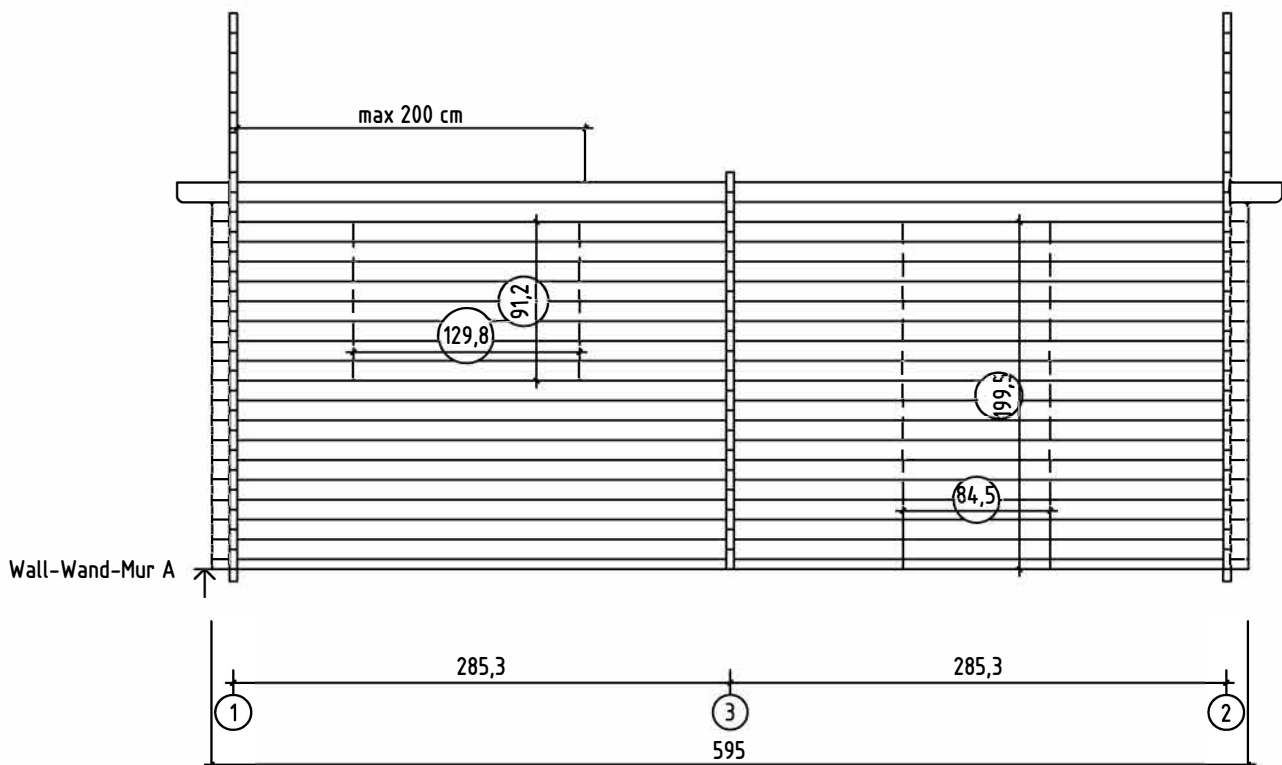




VERSION A





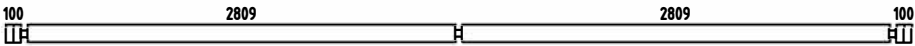



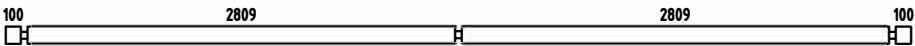
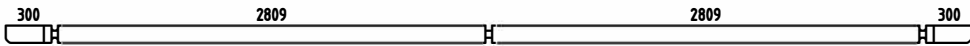
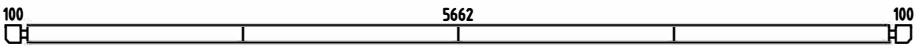
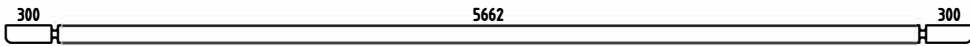

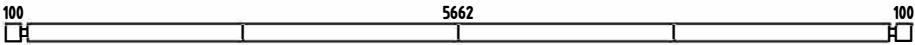


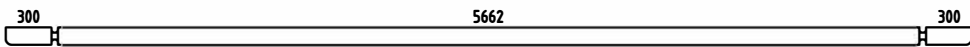
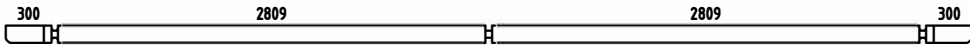
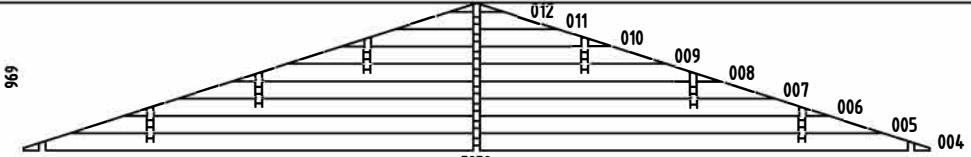
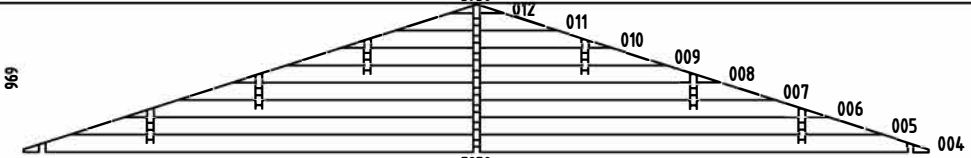





VERSION B




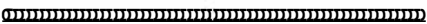

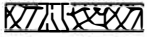






























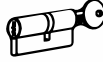
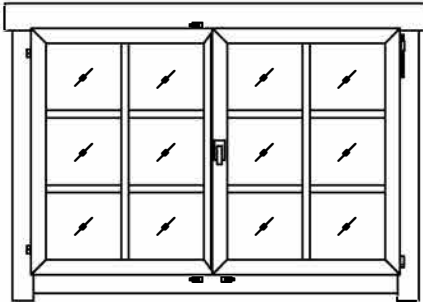
A SINGLE DOOR (83.5x195.7 CM) AND A DOUBLE WINDOW (129.8x88.2 CM) HAD BEEN DELIVERED TOGETHER WITH THE BUILDING. YOU CAN CHOOSE THE LOCATION FOR THE DOOR/WINDOW BY YOURSELF BY CUTTING THE WALL LOGS AS SHOWN IN THE PICTURE (SEE THE DOTTED LINE)

IM LIEFERUMFANG IST EINE EINZELTÜR SOWIE EIN DOPPELFENSTER ENTHALTEN. DAFÜR SIND ABER WERKSSEITIG KEINE AUSSPARUNGEN VORGESEHEN SO DASS SIE SOWOHL FENSTER ALS AUCH TÜR INDIVIDUELL VERBAUEN KÖNNEN. EINE ANLEITUNG HIERFÜR ENTNEHMEN SIE BITTE DER MONTAGEANLEITUNG (SIEHE BILD)

LE POSITIONNEMENT DE LA PORTE DE SERVICE ET DE LA FENÊTRE NÉCESSITE LA DÉCOUPE PRÉALABLE DES MADRIERS. VEILLEZ RESPECTER LES COTES DE DÉCOUPES DANS LES MADRIERS INDIQUÉES SUR LE SCHÉMA. VOUS POUVEZ POSITIONNER, SELON VOTRE CONVENANCE, LES OUVERTURES DE CHAQUE CÔTÉ OU À L'ARRIÈRE DU GARAGE.

Pos	14.04.2014	Piece list - Stückliste - Liste des pièces	16/18	Q.	P (mm)	L (mm)
001				36	44x114	348
002				18	44x114	454
003				20	44x114	5950
013				86	44x114	348
014				2	44x114	348
015				2	44x57	5950
016				36	44x114	5950
017				1	44x120	6350
018				6	44x114	5950
019				3	44x120	6350
020				2	44x57	348
021				1	44x114	5950
022				1	44x114	5950
023				1	44x114	6350
024				3	44x120	6350
025				1	44x120	6350
W1-1				1		
W2-1				1		
IAR3		FOUNDATION - FUNDAMENT - FONDATION		1	45x70	5750
IAR1		FOUNDATION - FUNDAMENT - FONDATION		2	45x70	5660
IAR5		FOUNDATION - FUNDAMENT - FONDATION		1	45x70	554
IAR4		FOUNDATION - FUNDAMENT - FONDATION		2	45x70	298
IAR2		FOUNDATION - FUNDAMENT - FONDATION		4	45x70	203

Pos	14.04.2014	Piece list - Stückliste - Liste des pièces	17/18	Q.	P (mm)	L (mm)
DB		ROOF BOARDS - DACHBRETTER - VOLIGES		142	90x18	3300
DPL		ROOFING FELT FILLET - DACHPAPPENLEISTE - BAGUETTE DE FIXATION DU FEUTRE BITUMEUX		4	18x58	3350
M12		TREADED ROD M10 - GEWINDESTANGE M10 - TIGE FILETÉE M10		4		200
M11		TREADED ROD M10 - GEWINDESTANGE M10 - TIGE FILETÉE M10		4		230
M10		TREADED ROD M10 - GEWINDESTANGE M10 - TIGE FILETÉE M10		4		2000
TB		EAVES BOARD - TRAUFBRETT - BANDEAU DE TOIT		4	18x70	3175
DRV		ROOF EDGE REINFORCEMENT - DACHRANDVERSTÄRKUNG - CORNIERE DE RENFORT DE BORD DE TOIT		4	28x34	3175
TP1		SUPPORT BEAM FOR GATE FRAME - STUTZBOHLE FÜR TORZARGE - MADRIER DE SUPPORT DU CADRE DE LA PORTE BASCULANTE		1	44x140	1014
TP2		SUPPORT BEAM FOR GATE FRAME - STUTZBOHLE FÜR TORZARGE - MADRIER DE SUPPORT DU CADRE DE LA PORTE BASCULANTE		1	44x140	5660
		GABLE MOULDING - GIEBELLEISTE - PLANCHE DE RIVE		4	18x120	3350
		WINDOW HANDLE FITTINGS-FENSTERGRIF - POIGNÉE D'OUVERTURE DE FENETRE		1		
		LENGTHENING BOLT FOR TREADED ROD - VERLÄNGERUNGSMUTTER FÜR GEWINDESTANGE - MANCHON DE RACCORDEMENT DE TIGE FILETÉE		4		
		DRIVE NUT TREADED ROD - EINSLAGMUTTER FÜR GEWINDESTANGE - ÉCROU A FRAPPER POUR TIGE FILETÉE		4		
		NUT FOR TREADED ROD - MUTTER FÜR GEWINDESTANGE - ÉCROU POUR TIGE FILETÉE		4		
		PLAIN WASHER TREADED ROD - UNTERLEGSCHIEBE FÜR GEWINDESTANGE - RONDELLE PLATE POUR TIGE FILETÉE		4		
		SCREW FOR GEORGIAN BARS - SCHRAUBE FÜR SPROSSEN - VIS DE BARRES GEORGIENNE		12	2.5x20	
		SCREW FOR GEORGIAN BARS - SCHRAUBE FÜR SPROSSEN - VIS DE BARRES GEORGIENNE		6	2.5x20	
		SCREW FOR GABLE SEGMENT - SCHRAUBEN FÜR DECKBLATT - VIS POUR FIXATION LOSANGE DE FINITION		4	3.5x35	
		SCREW FOR GABLE MOULDING - SCHRAUBEN FÜR GIEBELLEISTE - VIS DE FIXATION POUR PLANCHE DE RIVE		40	3.5x50	
		SCREW FOR SUPPORT BEAM FOR GATE FRAME - SCHRAUBE FÜR STUTZBOHLE FÜR TORZARGE - VIS POUR MADRIER DE SUPPORT DU CADRE DE LA PORTE BASCULANTE		6	4.5x80	
		SCREW FOR EAVES BOARDS - SCHRAUBEN FÜR TRAUFBRETTER - VIS DE FIXATION POUR BANDEAU DE TOIT		28	4x40	
		SCREW FOR ROOF EDGE REINFORCEMENT - SCHRAUBEN FÜR DACHRANDVERSTÄRKUNG - VIS POUR RENFORT DE BORD DE TOIT		28	4x40	
		SCREW FOR GABLE - SCHRAUBEN FÜR GIEBEL - VIS POUR FIXATION DES PIGNONS		40	5x120	
		SCREW FOR 1. WALL BEAM - SCHRAUBE FÜR 1. BOHLENREIHE - VIS DE FIXATION DES FONDATIONS		14	5x90	
		SCREW FOR FUNDAMENT - SCHRAUBEN ZUR BEFESTIGUNG FUNDAMENT - VIS POUR FONDATION		8	5x90	

Pos	14.04.2014	Piece list - Stückliste - Liste des pièces Art.nr. 4414193	18/18	Q.	P (mm)	L (mm)
HS1	SCREW FOR DET. 018,021 - SCHRAUBE FÜR DET 018,021 - VIS POUR DET.018, 021			21	8x220	
	HAMMER BLOCK - SCHLAGHOLZ - CALLE DE FRAPPE			1		
	SCREW FOR DOORSTEP - SCHRAUBEN FÜR TÜRSCHWELLE - VIS DE FIXATION DU SEUIL DE PORTE			2	4.5x56	
	ZN NAIL FOR ROOFING FELT FILLET - ZN NAGEL FÜR DACHPAPPENLEISTE - POINTE POUR BAGUETTE FIXATION FEUTRE BITUMEUX			32	2x40	
	BOLT FOR WINDOW HANDLE FITTINGS - BOLZEN FÜR FENSTERGRIFF BESCHLAG - BOULON POUR POIGNÉE D'OUVERTURE DE FENETRE			2		
	GABLE SEGMENT-DECKBLATT - LOSANGE DE FINITION			2		
	ZN NAIL FOR ROOF - ZN NÄGEL FÜR DACHBRETTER - POINTE POUR TOIT			656	2x50	
	DOOR HANDLE FITTINGS-TÜRGRIFF - SET DE GARNITURES DE SERRURE DE PORTE			1		
	SET OF DOOR LOCK COVERS - SCHLOSSBLENDEN - SET DE GARNITURES DE SERRURE DE PORTE			1		
	CYLINDER LOCK - ZYLINDERSCHLOSS - CYLINDRE DE SERRURE			1		
	WINDOW -FESNTER - FENETRE 1290x882	TAK.1.106.SSP.a	SGC	1		
						
	DOOR - TÜR - PORTE 835x1957	UK.2.056.SVV.MM	SGC	1		
	