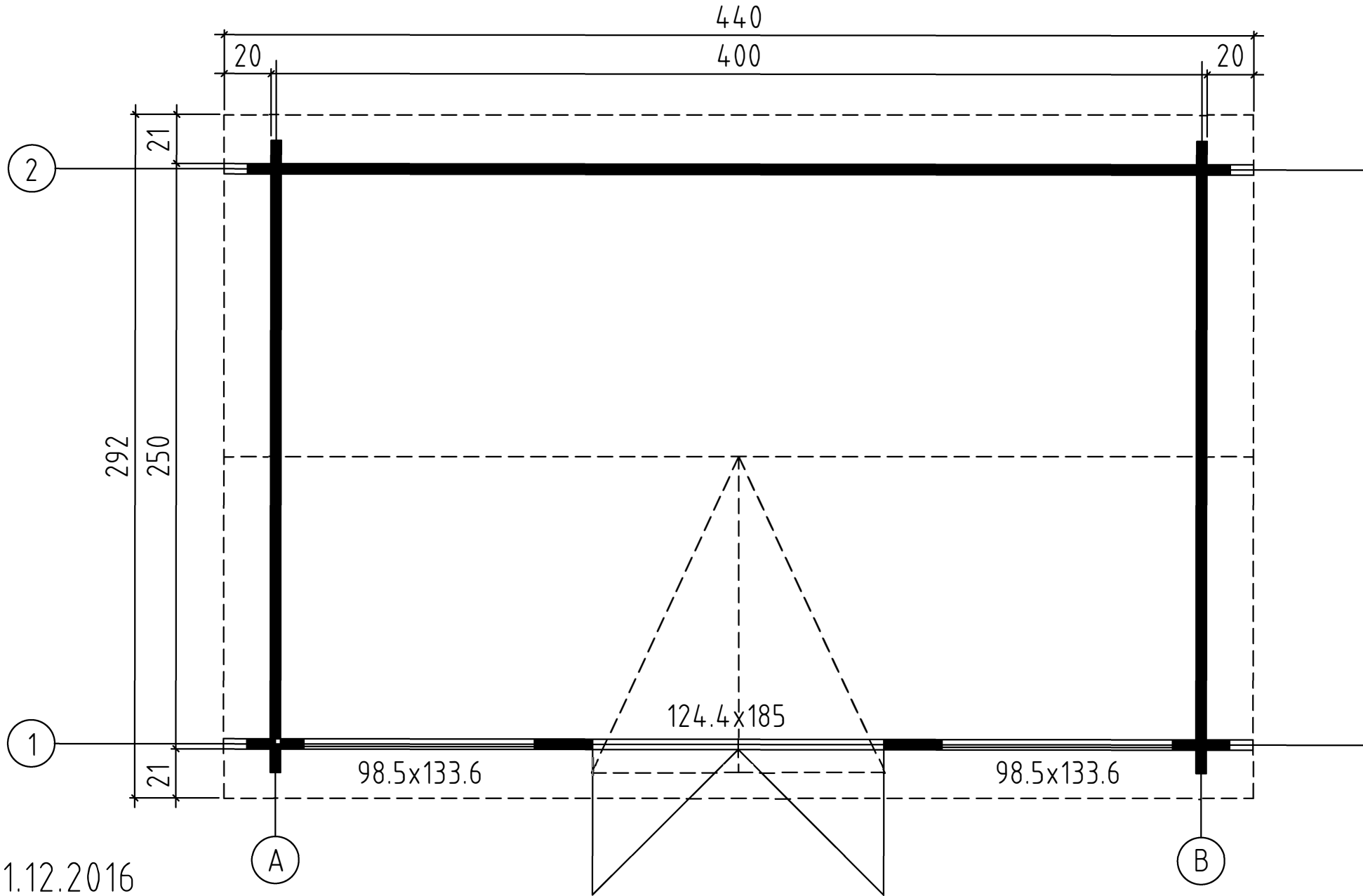


Elsie
1/10

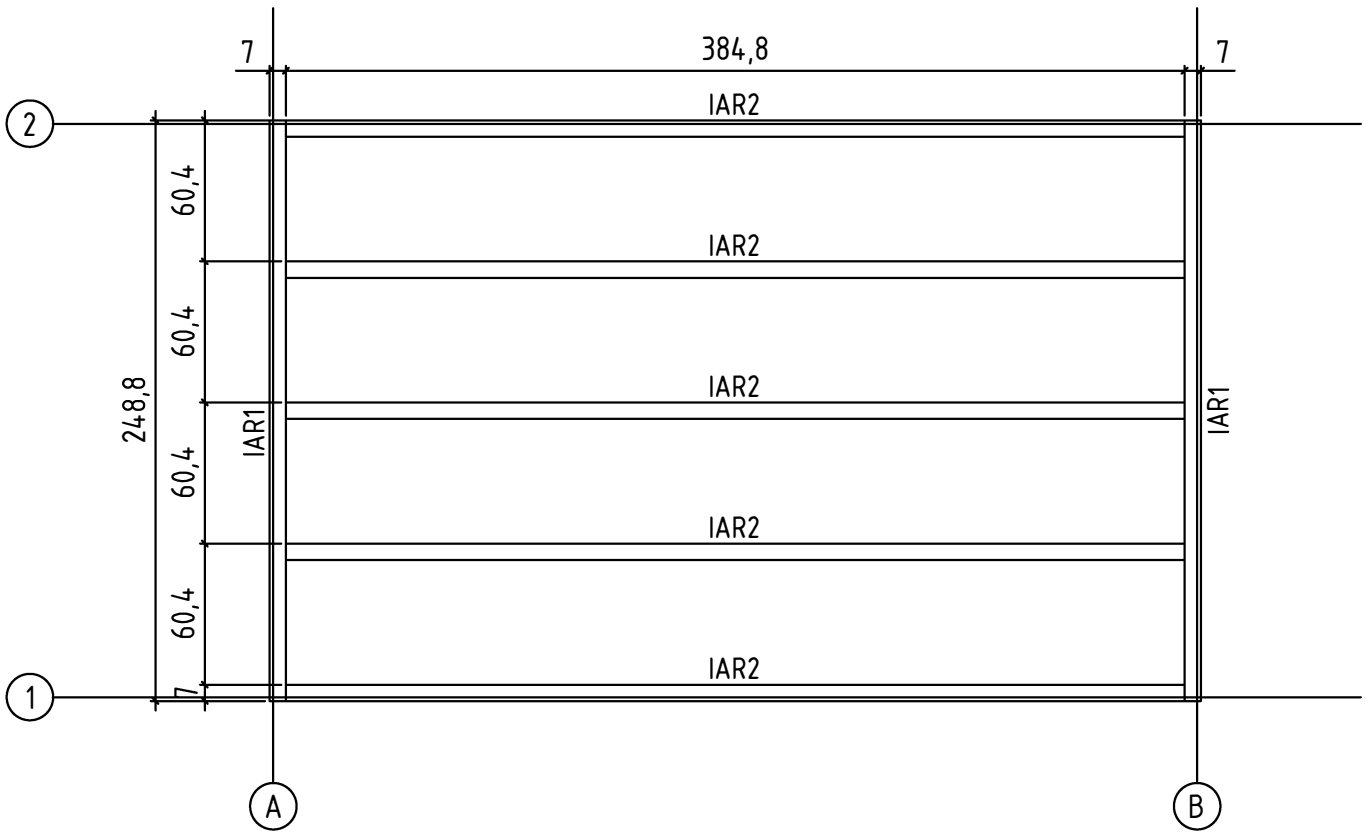


21.12.2016

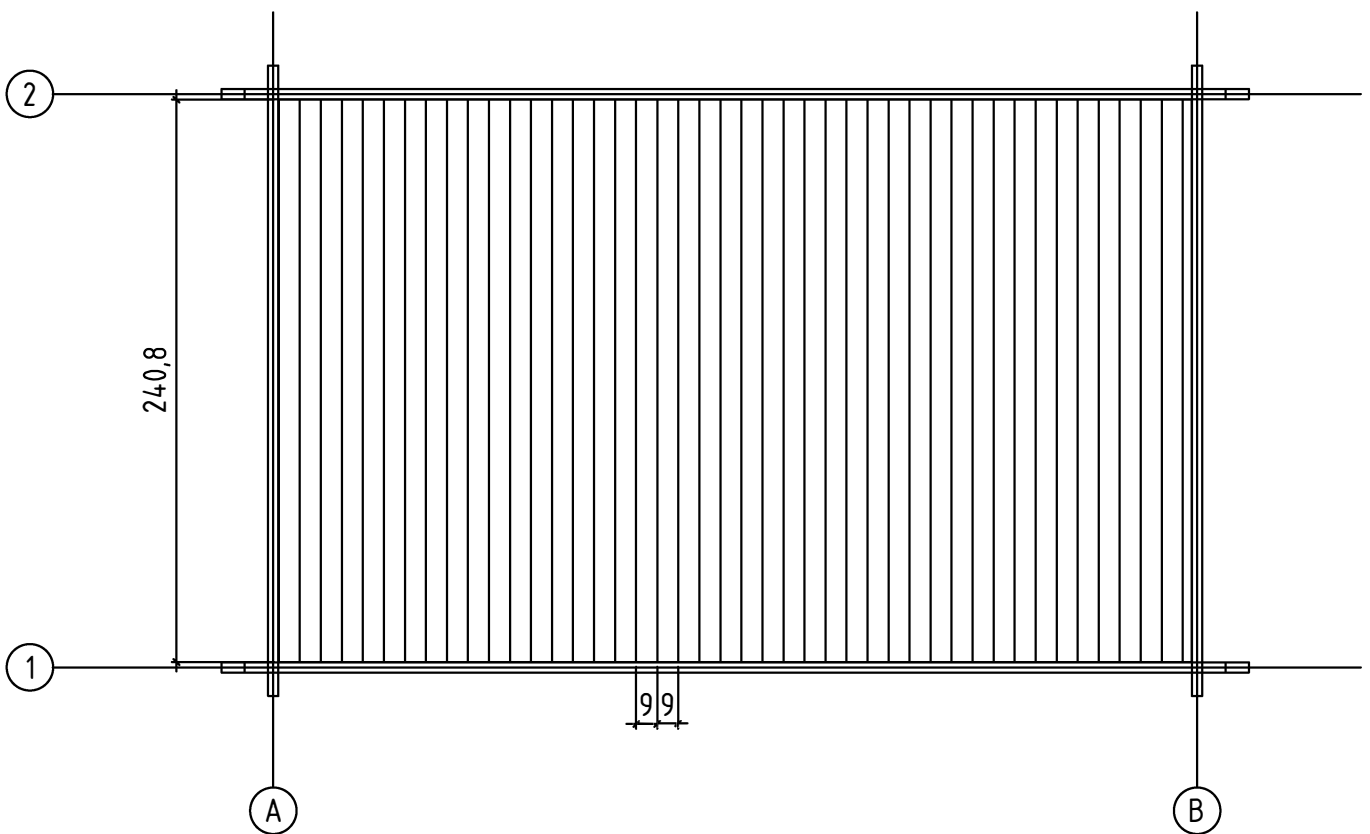
GROUNDPLAN - GRUNDPLAN - PLAN DE MASSE


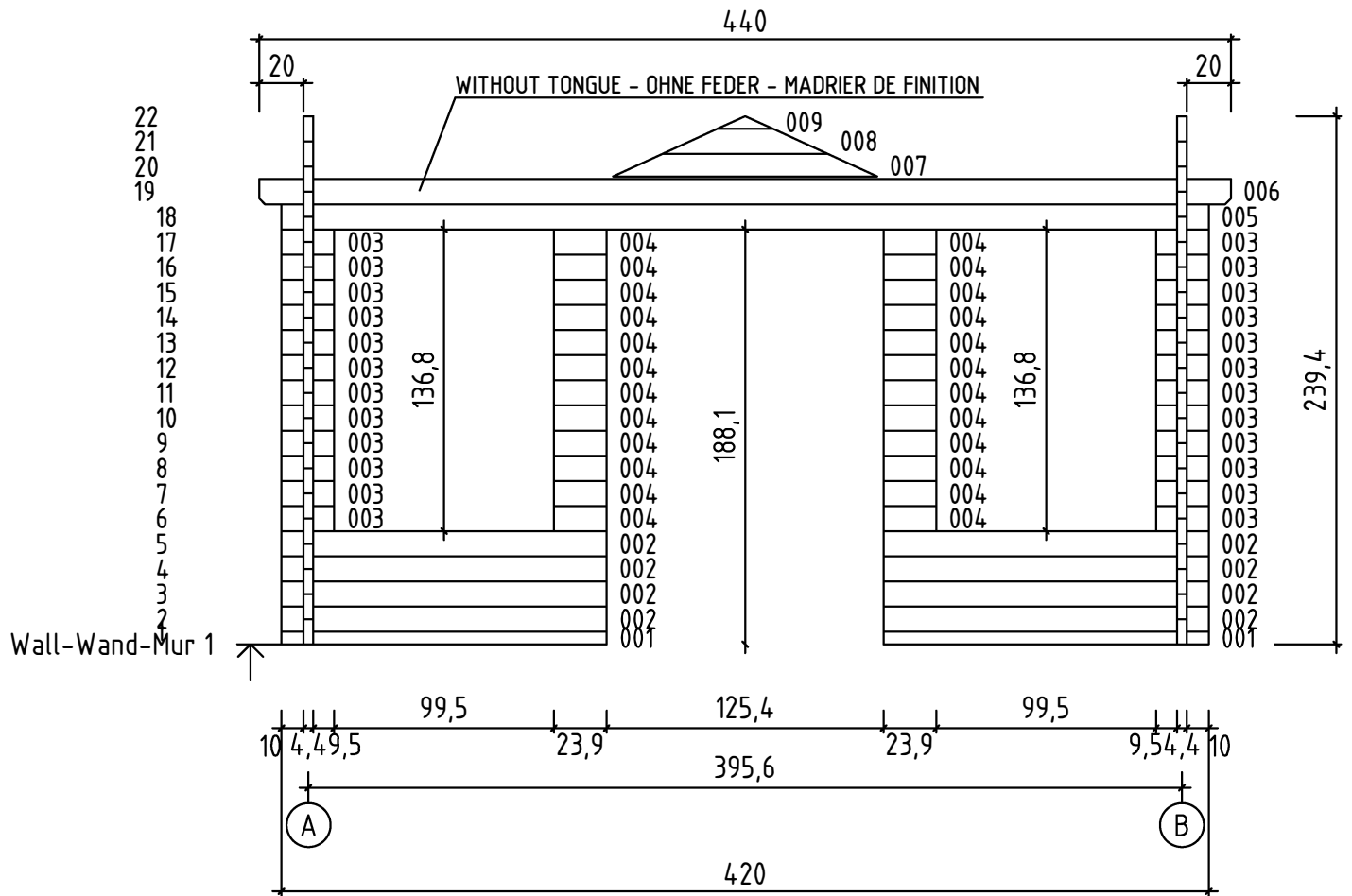


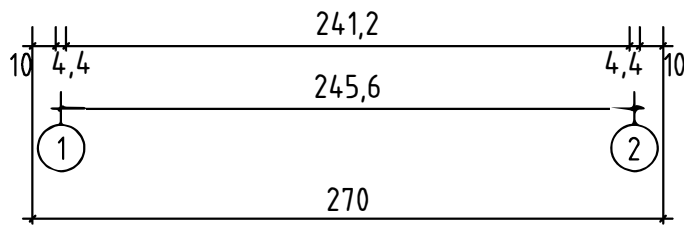
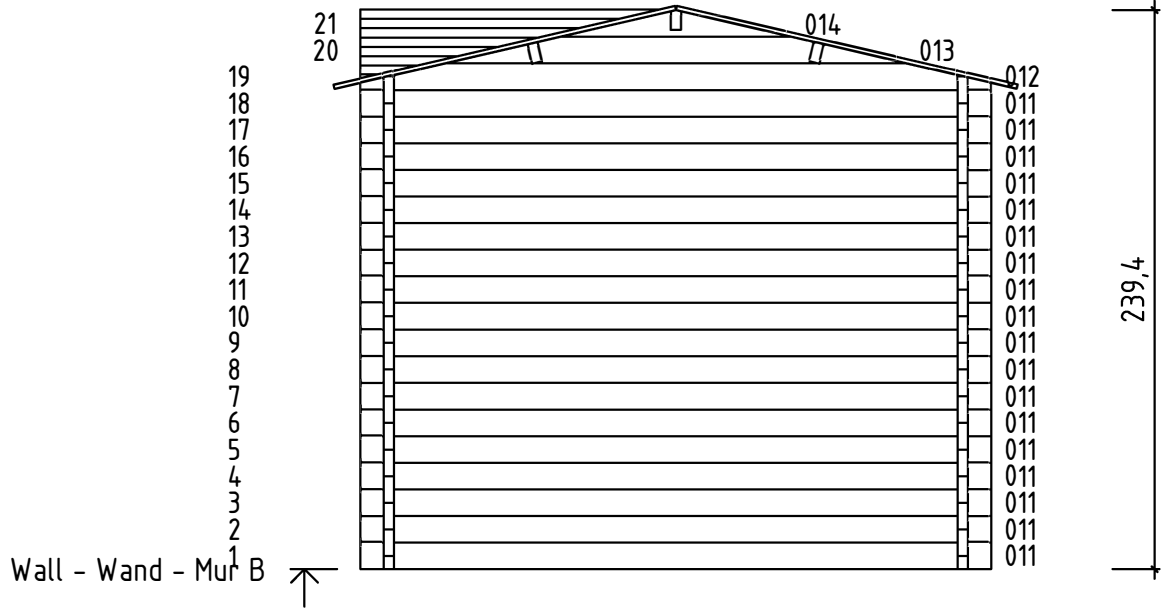
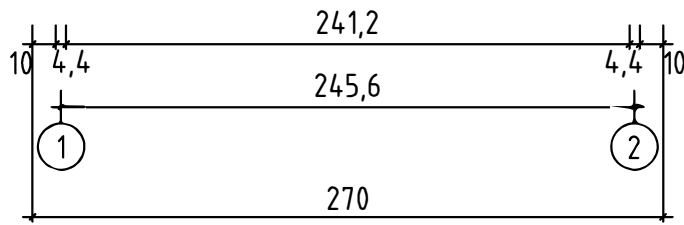
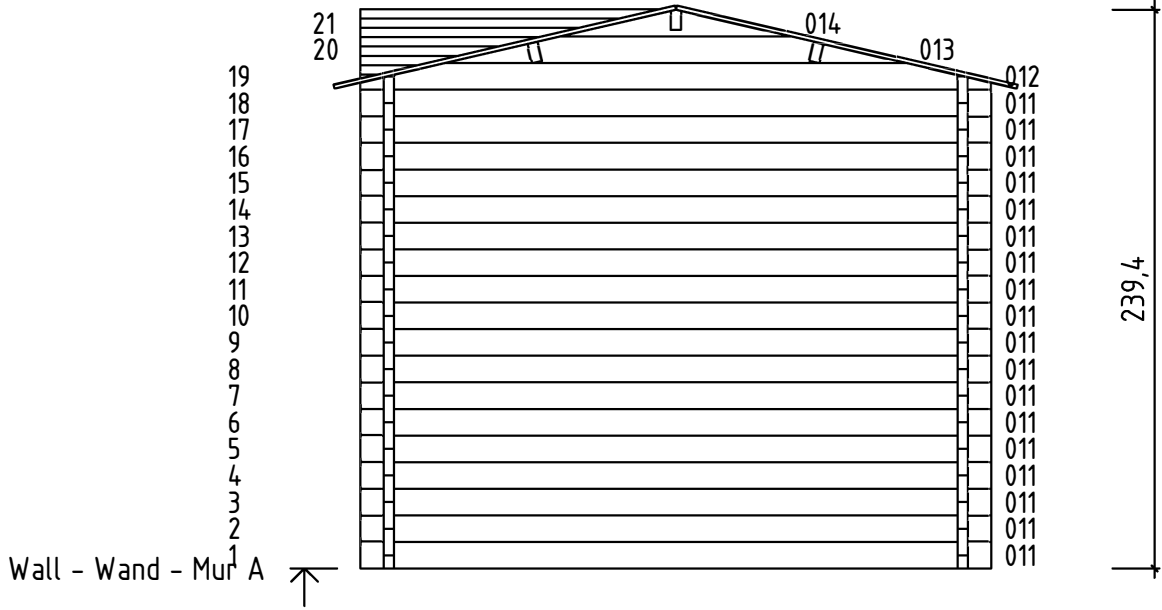
FOUNDATION - FUNDAMENT - FONDATION

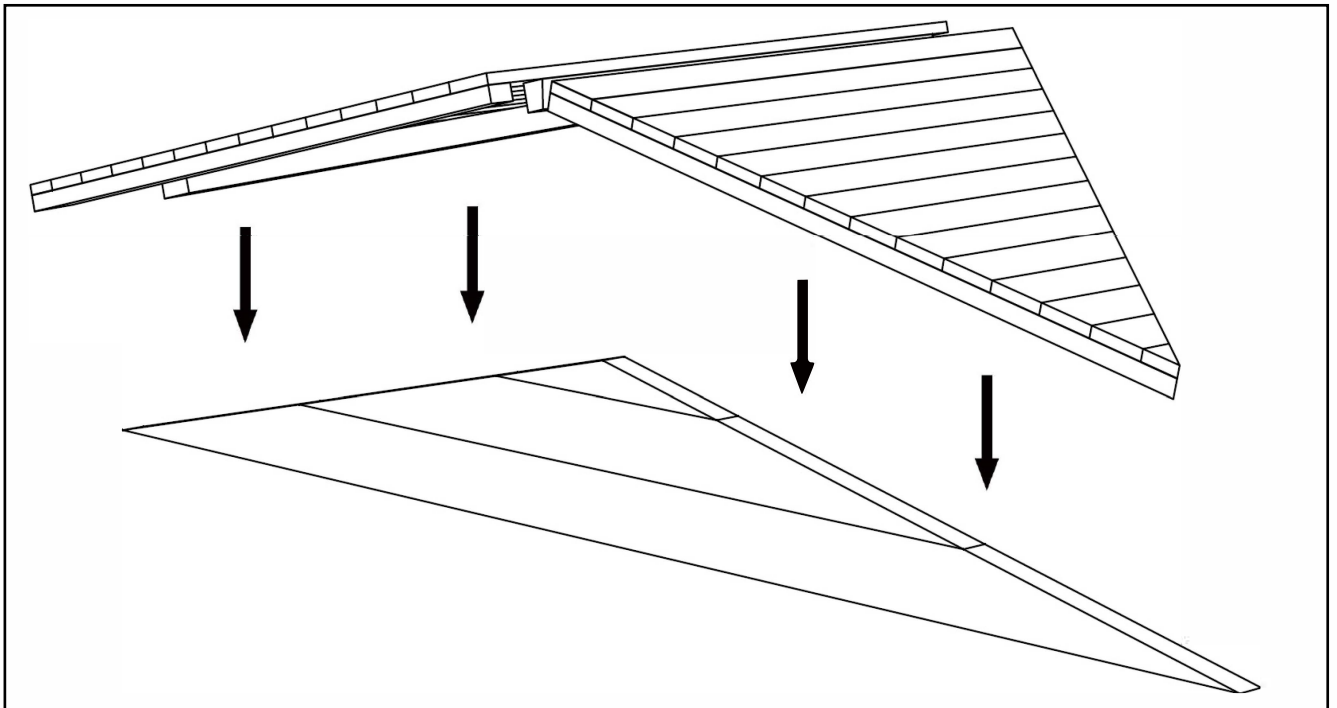
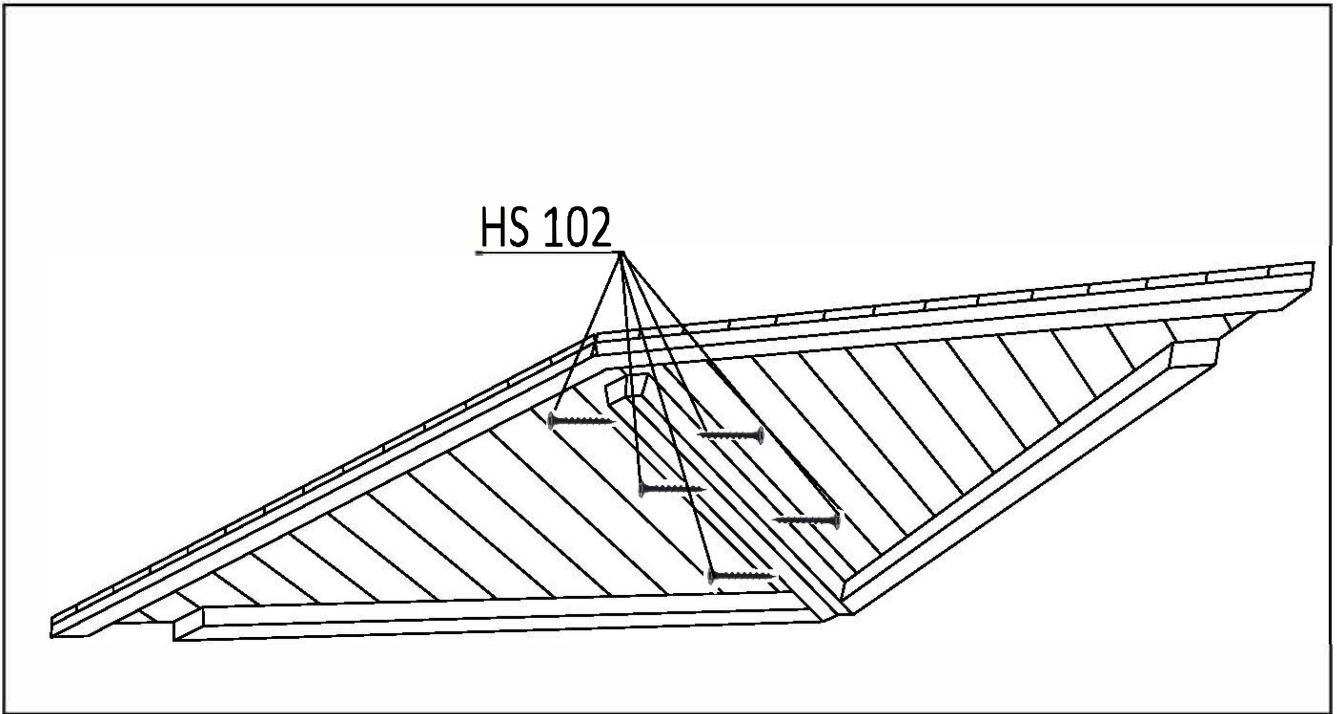


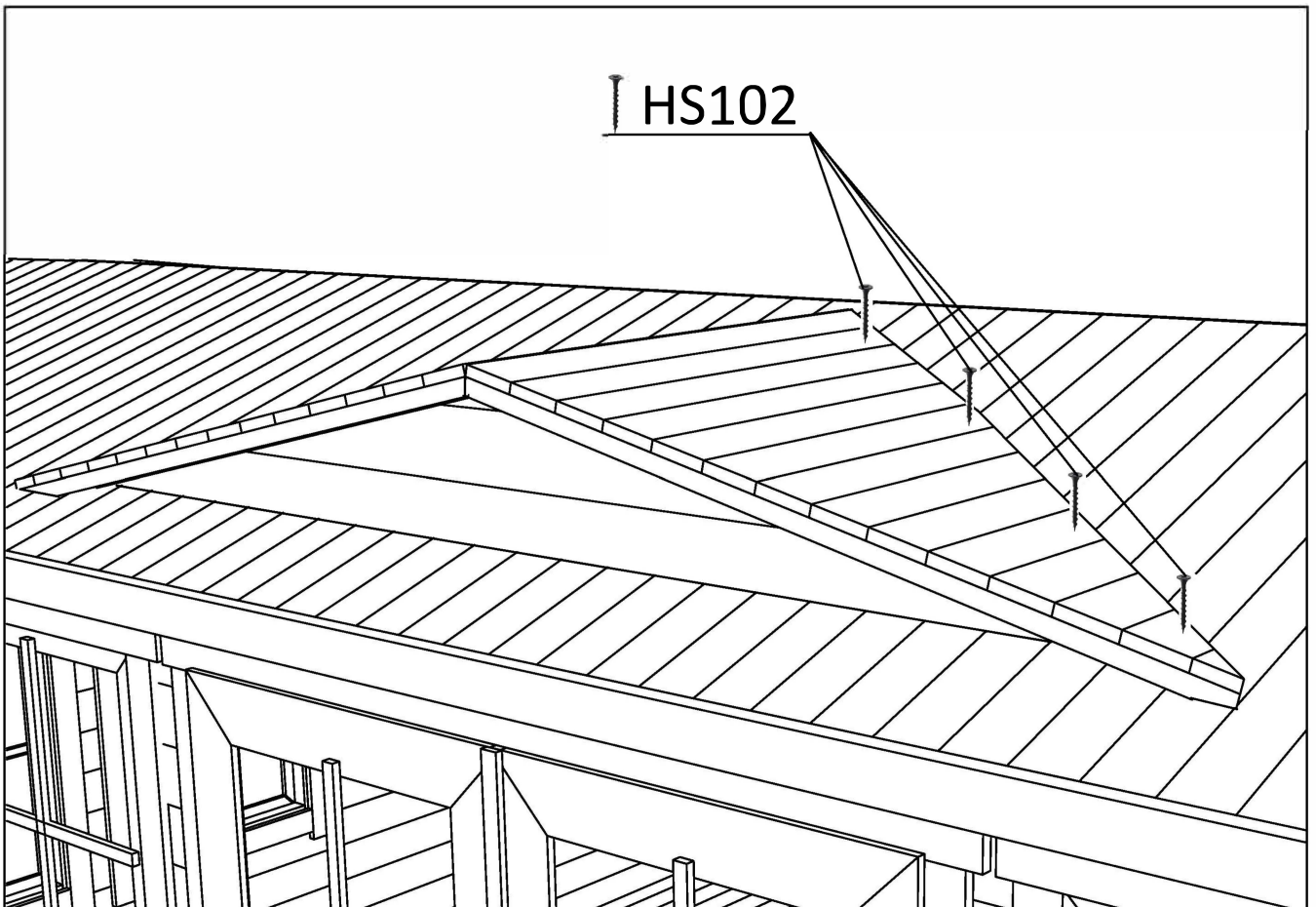
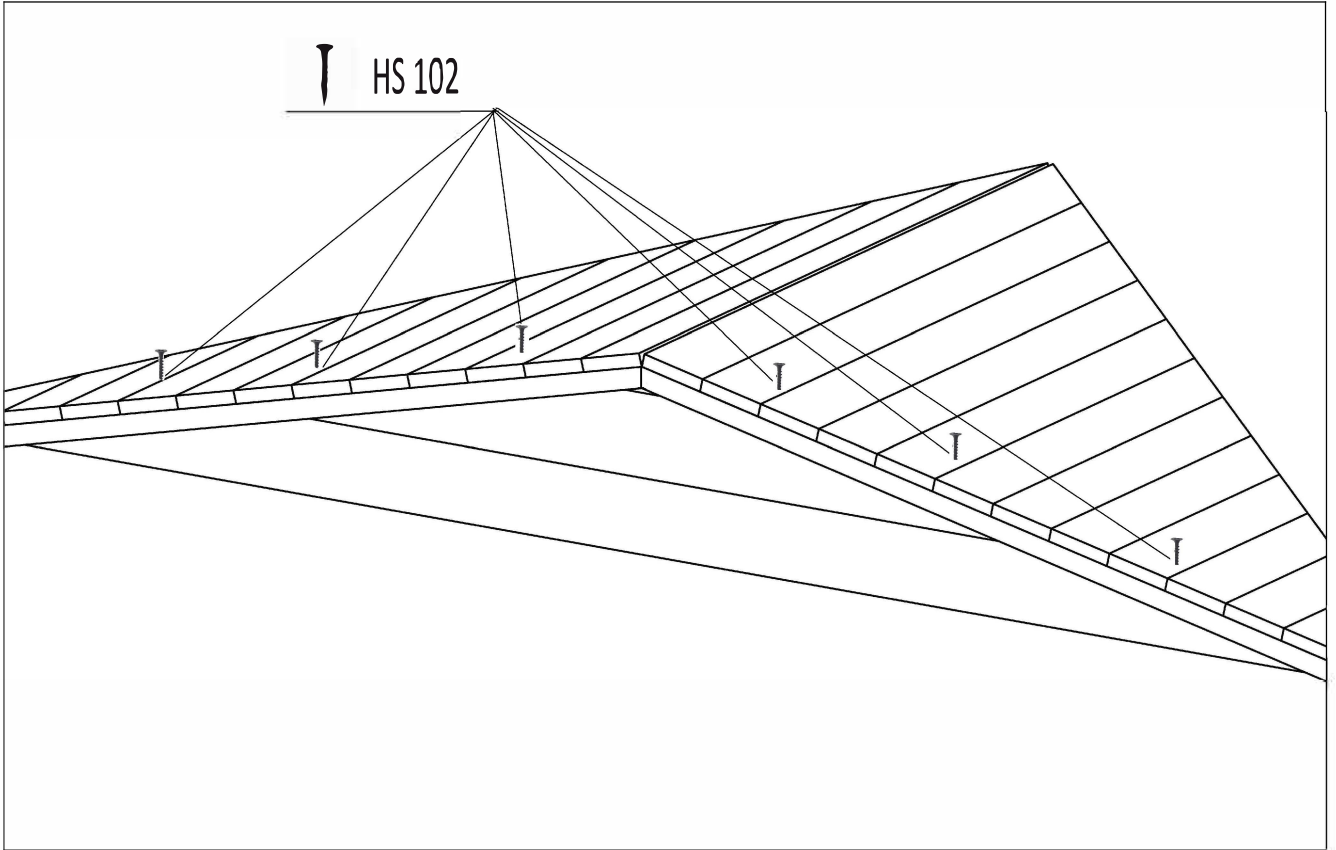
FLOOR BOARDS - FUSSBODENBRETTER - LAME DE PLANCHER

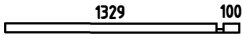
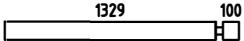


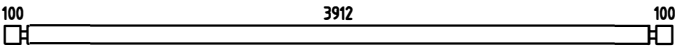
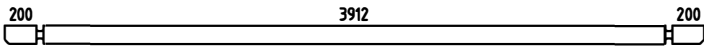
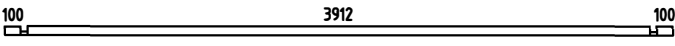
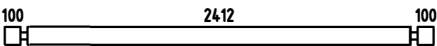
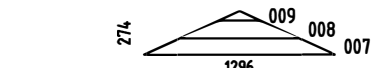
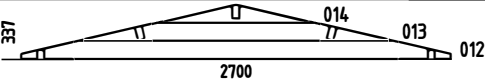




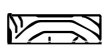
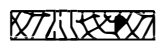


















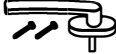






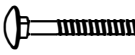











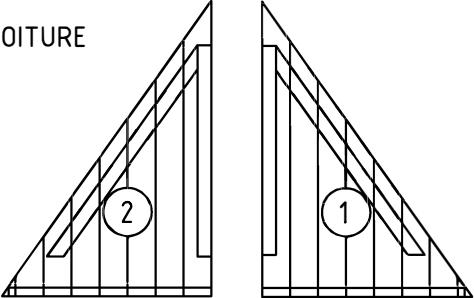
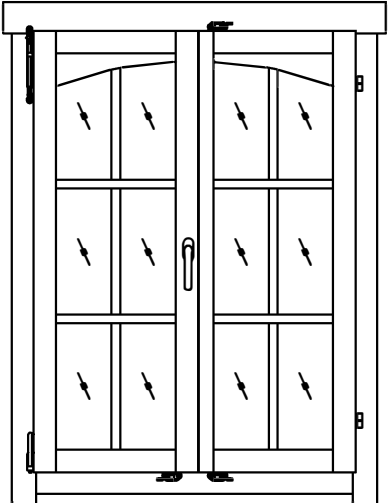
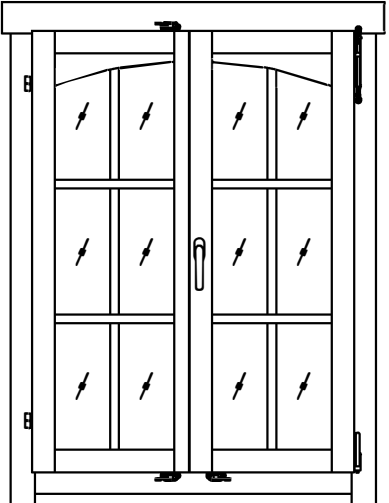
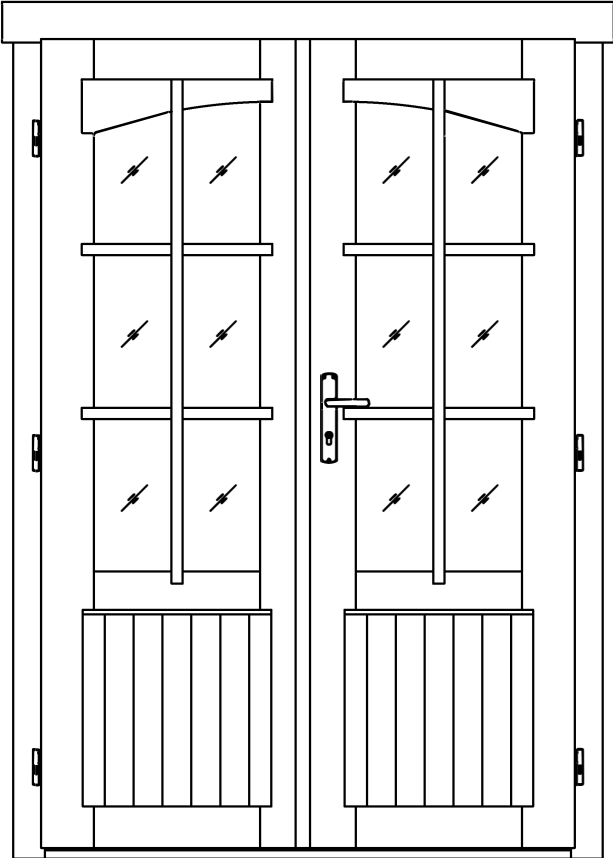






Pos	21.12.2016	Piece list - Stückliste - Liste des pièces	8/10	Q.	P (mm)	L (mm)
001				2	44x57	1473
002				8	44x114	1473
003				24	44x114	244
004				24	44x114	234
005				18	44x114	4200
006				2	44x120	4400
010				1	44x57	4200
011				36	44x114	2700
W1-1				1		
WA-1				1		
WB-1				1		
IAR2	FOUNDATION - FUNDAMENT - FONDATION			5	70x45	3848
IAR1	FOUNDATION - FUNDAMENT - FONDATION			2	70x45	2488
PR11	ROOF BEAM - DACHBALKEN - PANNE DE TOIT			1	44x140	4400
A.PR21	ROOF BEAM - DACHBALKEN - PANNE DE TOIT			2	44x140	4400
FB	FLOOR BOARDS - FUSSBODENBRETTER - LAME DE PLANCHER			44	90x18	2408
DB	ROOF BOARDS - DACHBRETTER - VOLIGES			98	90x18	1500
FL	FLOOR FILLET-FUSSBODENLEISTE - CORNIERE DE FINITION DU PLANCHER				18x18	12.63
DPL	ROOFING FELT FILLET - DACHPAPPENLEISTE - BAGUETTE DE FIXATION DU FEUTRE BITUMEUX			4	18x58	1550
DPL	ROOFING FELT FILLET - DACHPAPPENLEISTE - BAGUETTE DE FIXATION DU FEUTRE BITUMEUX			2	18x58	720
TB	EAVES BOARD - TRAUFBRETT - BANDEAU DE TOIT			2	18x90	4400
DRV	ROOF EDGE REINFORCEMENT - DACHRANDVERSTÄRKUNG - CORNIERE DE RENFORT DE BORD DE TOIT			2	28x34	4400
KFS	STORM PROTECTION - STURMLEISTE - LATTE ANTI-TEMPETE			4	22x45	2050
GL	GABLE MOULDING - GIEBELLEISTE - PLANCHE DE RIVE			4	18x120	1550
GL1	GABLE MOULDING - GIEBELLEISTE - PLANCHE DE RIVE			2	18x90	720
HS88	VIS DE BARRES GEORGIENNE SCREW FOR GEORGIAN BARS - SCHRAUBE FÜR SPROSSEN -			24	2.5x20	

Pos	21.12.2016	Piece list - Stückliste - Liste des pièces	9/10	Q.	P (mm)	L (mm)
HS89	SCREW FOR GEORGIAN BARS - SCHRAUBE FÜR SPROSSEN - VIS DE BARRES GEORGIENNE			12	2.5x20	
HS12	SCREW FOR GABLE SEGMENT - SCHRAUBEN FÜR DECKBLATT - VIS POUR FIXATION LOSANGE DE FINITION			6	3.5x50	
HS16	SCREW FOR GABLE MOULDING - SCHRAUBEN FÜR GIEBELLEISTE - VIS DE FIXATION POUR PLANCHE DE RIVE			24	3.5x50	
HS3	SCREW FOR DOOR FILLET - SCHRAUBE ZUR BEFESTIGUNG TÜRLEISTE - VIS D'ASSEMBLAGE DU CADRE DE PORTE			5	3x30	
HS32	SCREW FOR EAVES BOARDS - SCHRAUBEN FÜR TRAUFBRETT - VIS DE FIXATION POUR BANDEAU DE TOIT			20	4x40	
HS26	SCREW FOR ROOF EDGE REINFORCEMENT - SCHRAUBEN FÜR DACHRANDVERSTÄRKUNG - VIS POUR RENFORT DE BORD DE TOIT			20	4x40	
HS102	SCREW FOR ROOF SHIELD - SCHRAUBEN FÜR ELEMENT - VIS DE FIXATION DE PANNEAU DE TOITURE			27	4x60	
HS43	SCREW FOR ROOF BEAMS - SCHRAUBEN FÜR DACHBALKEN - VIS POUR PANNE DE TOIT			8	5x120	
HS40	SCREW FOR 1. WALL BEAM - SCHRAUBE FÜR 1. BOHLENREIHE - VIS DE FIXATION DES FONDATIONS			8	5x90	
HS39	SCREW FOR FUNDAMENT - SCHRAUBEN ZUR BEFESTIGUNG FUNDAMENT - VIS POUR FONDATION			10	5x90	
HS41	SCREW FOR DOOR JAMB - SCHRAUBE FÜR TÜRRAHMEN - VIS DE FIXATION POUR MONTANT DE PORTE			4	5x90	
FS3	WINDOW HANDLE FITTINGS-FENSTERGRIFF - POIGNÉE D'OUVERTURE DE FENETRE			2		
NFF	ZN NAIL FOR FLOOR FILLET - ZN NÄGEL FÜR FUSSBODENLEISTE - POINTE POUR CORNIERE DE FINITION DU PLANCHER			26	1.4x40	
SH44	HAMMER BLOCK - SCHLAGHOLZ - CALLE DE FRAPPE			1		
MS	SCREW FOR DOORSTEP - SCHRAUBEN FÜR TÜRSCHWELLE - VIS DE FIXATION DU SEUIL DE PORTE			3	4.5x65	
NFD	ZN NAIL FOR ROOFING FELT FILLET - ZN NÄGEL FÜR DACHPAPPENLEISTE - POINTE POUR BAGUETTE FIXATION FEUTRE BITUMEUX			22	2x40	
GS	GABLE SEGMENT-DECKBLATT - LOSANGE DE FINITION			3		
SFS	NUT FOR STORM PROTECTION - SCHRAUBENMUTTER FÜR STURMLEISTE - ÉCROU POUR LAME ANTI-TEMPETE			8		
BFS	BOLT FOR STORM PROTECTION - BOLZEN FÜR STURMLEISTE - VIS POUR LAME ANTI-TEMPETE			8		
DFS	WASHER FOR STORM PROTECTION - DICHTSCHEIBE FÜR STURMLEISTE - RONDELLE POUR LAME ANTI-TEMPETE			8		
NF2	ZN NAIL FOR ROOF - ZN NÄGEL FÜR DACHBRETT - POINTE POUR TOIT			306	2x50	
NH1	ZN NAIL FOR FLOOR - ZN NÄGEL FÜR FUSSBODENBRETT - CLOUS POUR PLANCHER			225	2x50	
TS3	DOOR HANDLE FITTINGS-TÜRGRIF - SET DE GARNITURES DE SERRURE DE PORTE			1		
TS4	SET OF DOOR LOCK COVERS - SCHLOSSBLENDEN - SET DE GARNITURES DE SERRURE DE PORTE			1		
TS2	MALE BOLT HINGE FOR DOOR - TÜRRIEGEL - PARTIE MALE DE CHARNIERE DE PORTE			6	14x80	

Pos	21.12.2016	Piece list - Stückliste - Liste des pièces	10/10	Q.	P (mm)	L (mm)
TS6		CYLINDER LOCK - ZYLINDERSCHLOSS - CYLINDRE DE SERRURE		1	30x35	
HC		COVERS FOR DOOR HINGES - SCHUTZKAPPE FÜR TÜRBAND - COUVERTURE DE PAUMELLE DE PORTE		12		
		STRIKER FOR BARREL BOLT - HÜLSE FÜR GRENDLRIEGEL - GACHE AU SOL DU TARGETTE		2		
		ROOF SHIELD - ELEMENT - PANNEAU DE TOITURE		2		
		WINDOW - FENSTER - FENETRE 985x1336 TAK.1.106.PSV.Kf DGP+A+		1		
		TAK.1.106.PSP.Kf DGP+A+		1		
		DOOR - TÜR - PORTE 1244x1850 TUK.2.066.PVP.MMKWe DGP+A+		1		