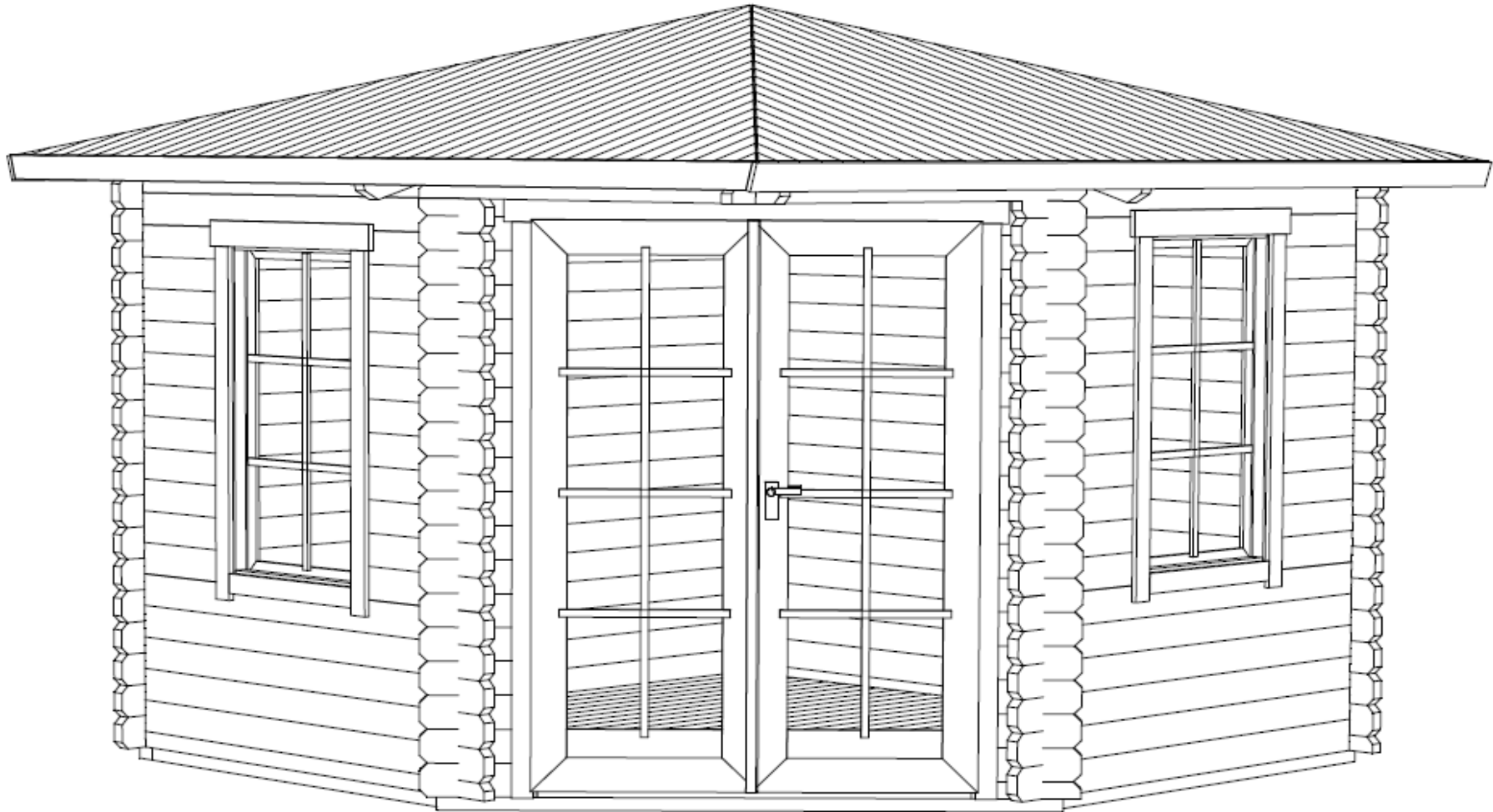
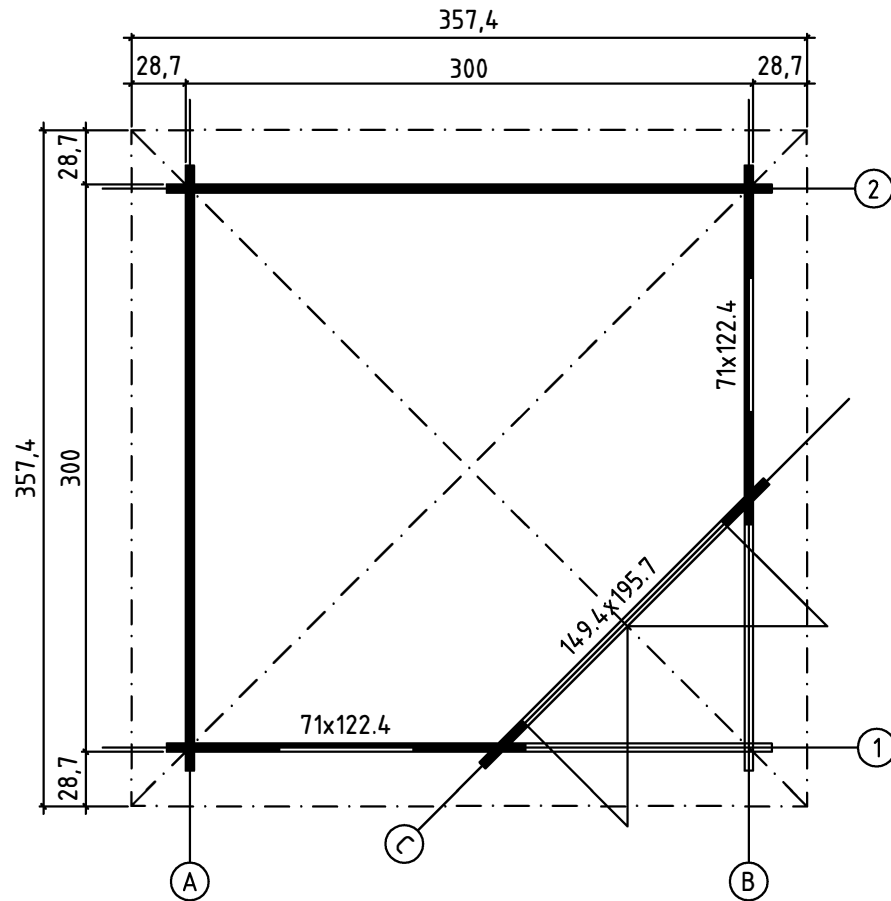


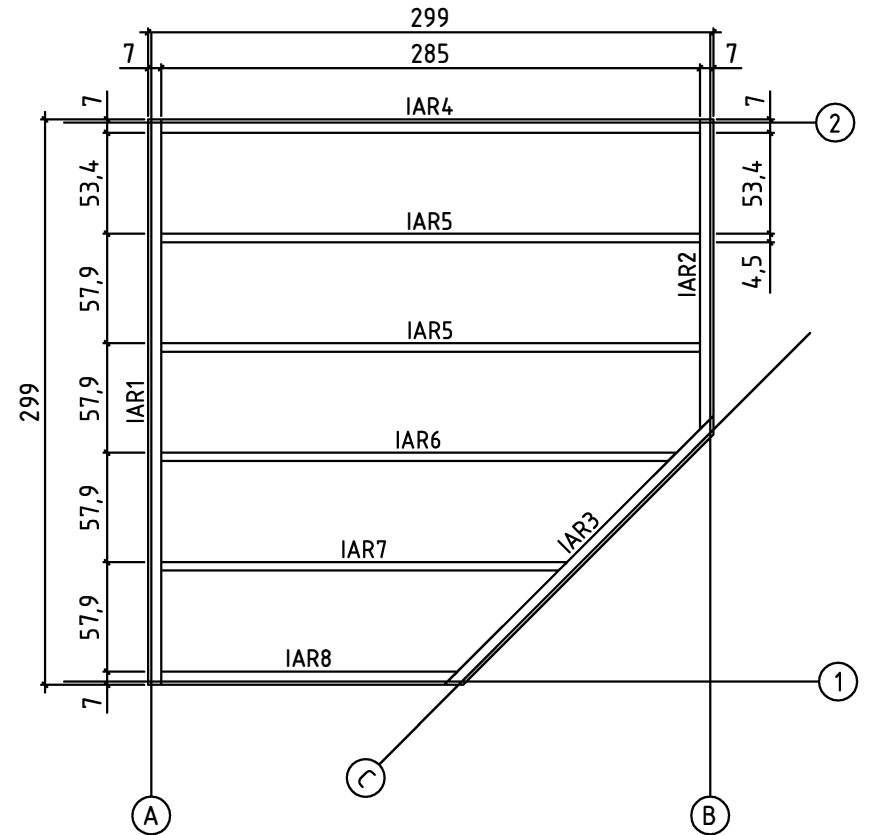
Gustav A
1/14



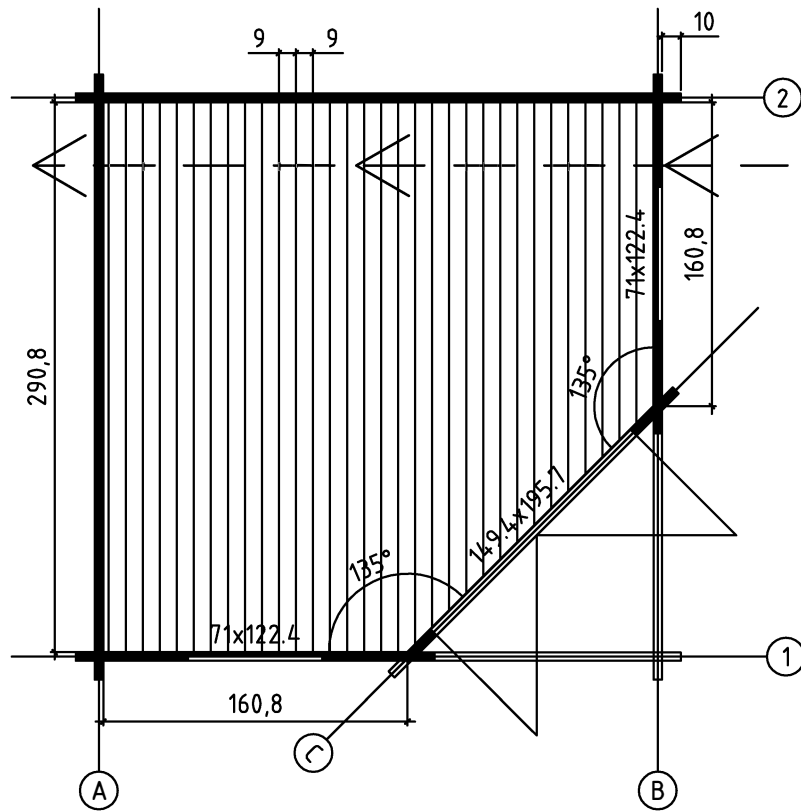
GROUNDPLAN - GRUNDPLAN - PLAN DE MASSE



FOUNDATION - FUNDAMENT - FONDATION

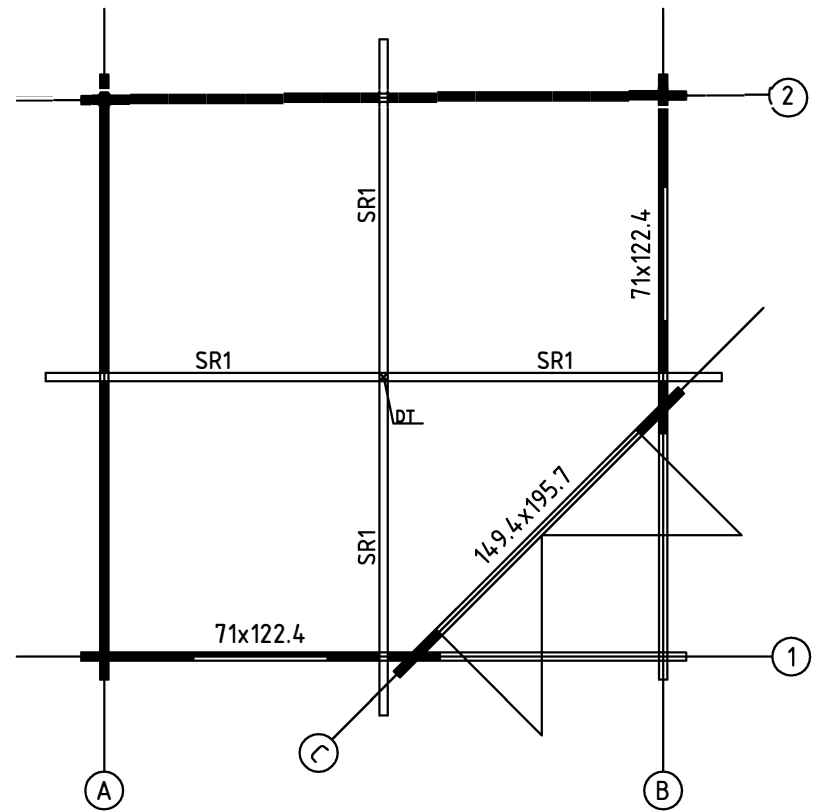


FLOOR BOARDS - FUSSBODENBRETTER - PLAN POSE PLANCHER

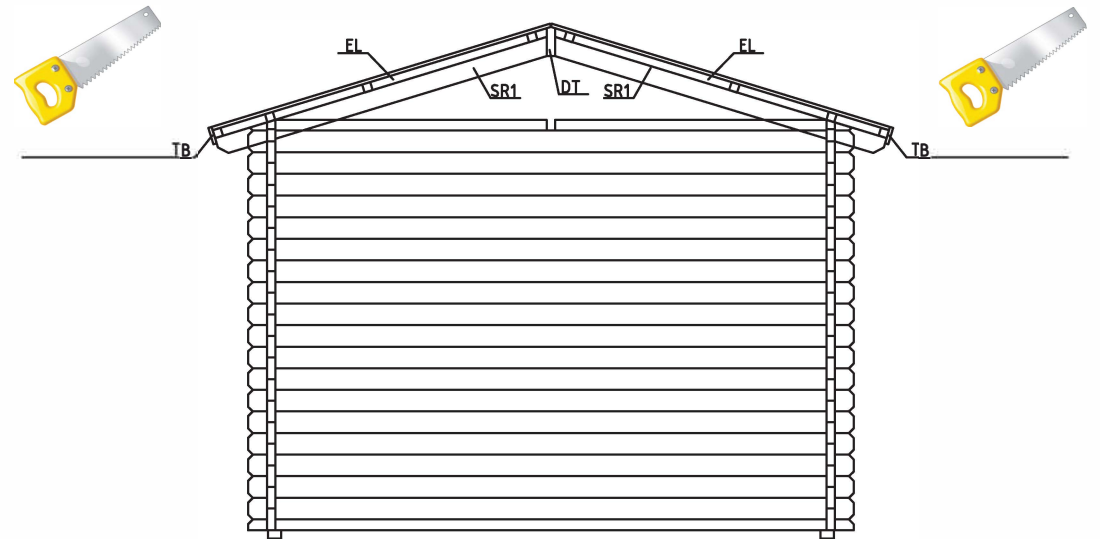
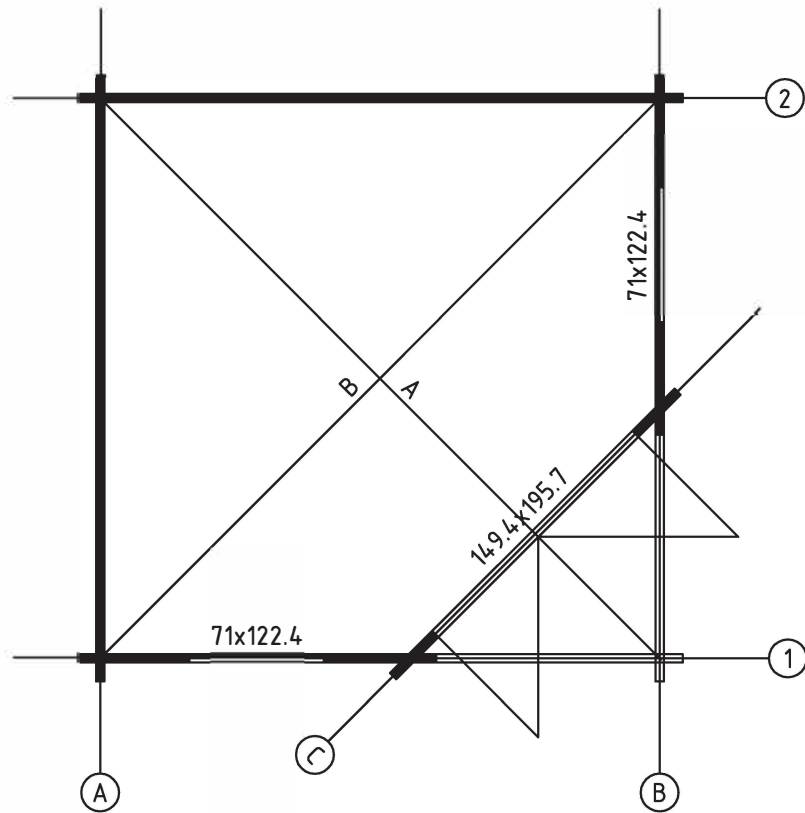


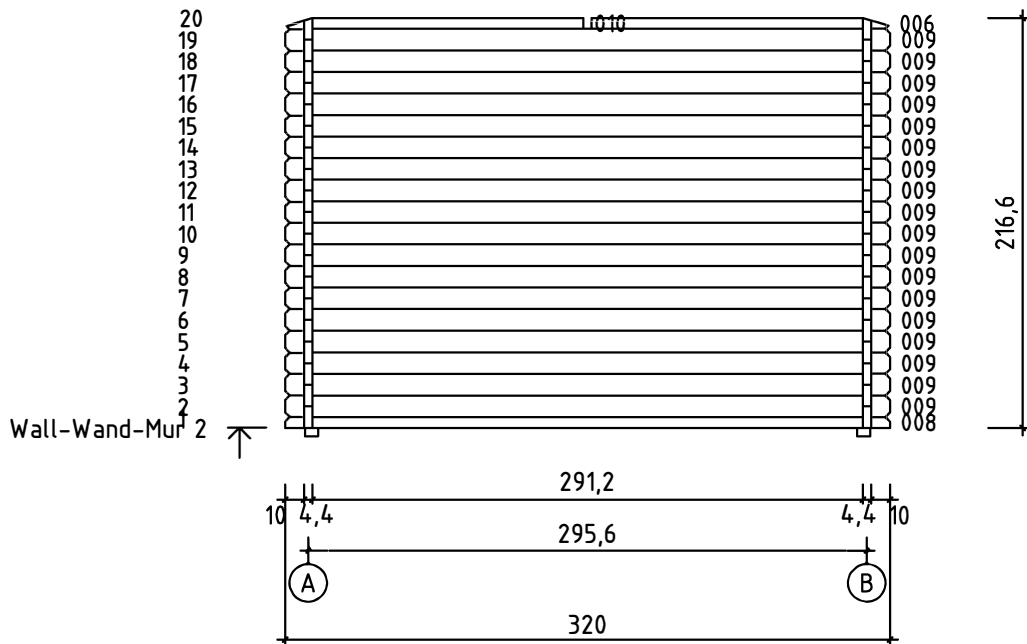
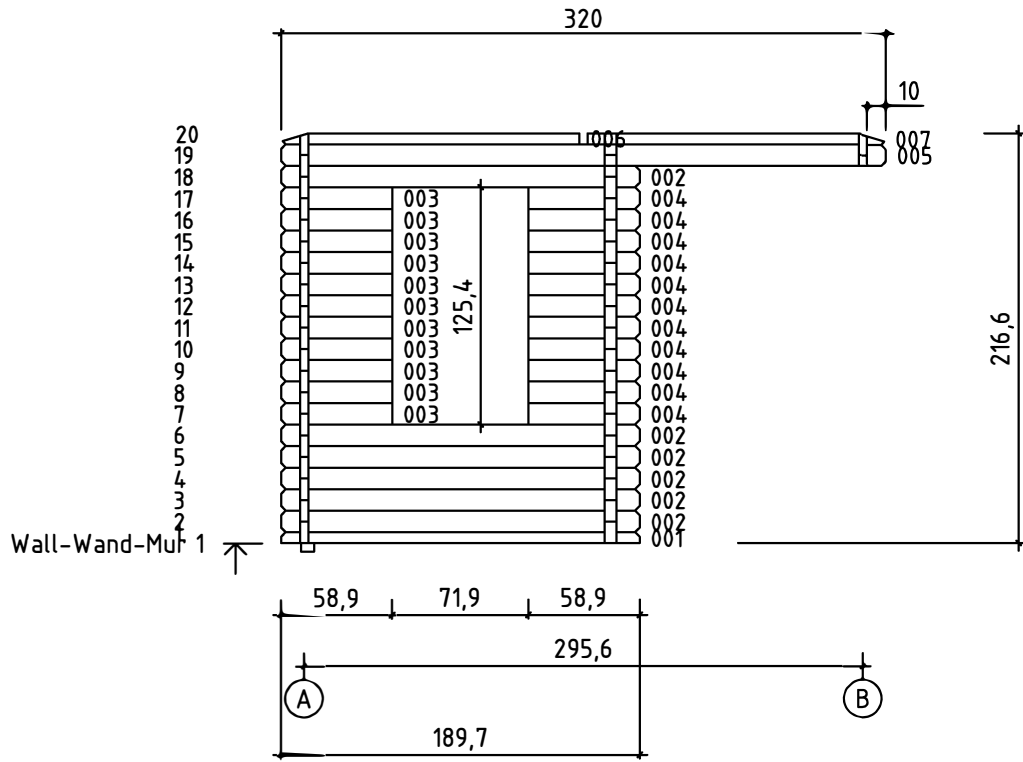
Mounting direction
Aufbauschrifte
Instruction de montage

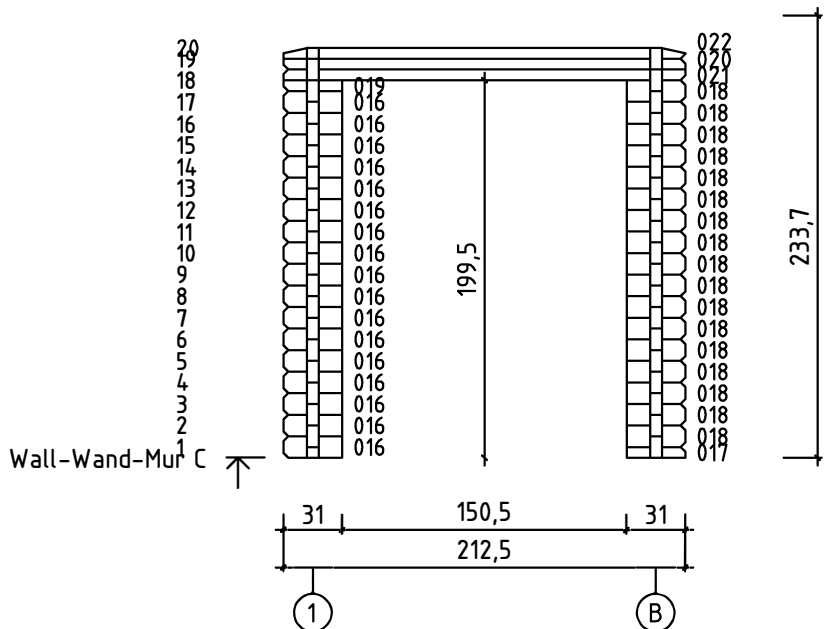
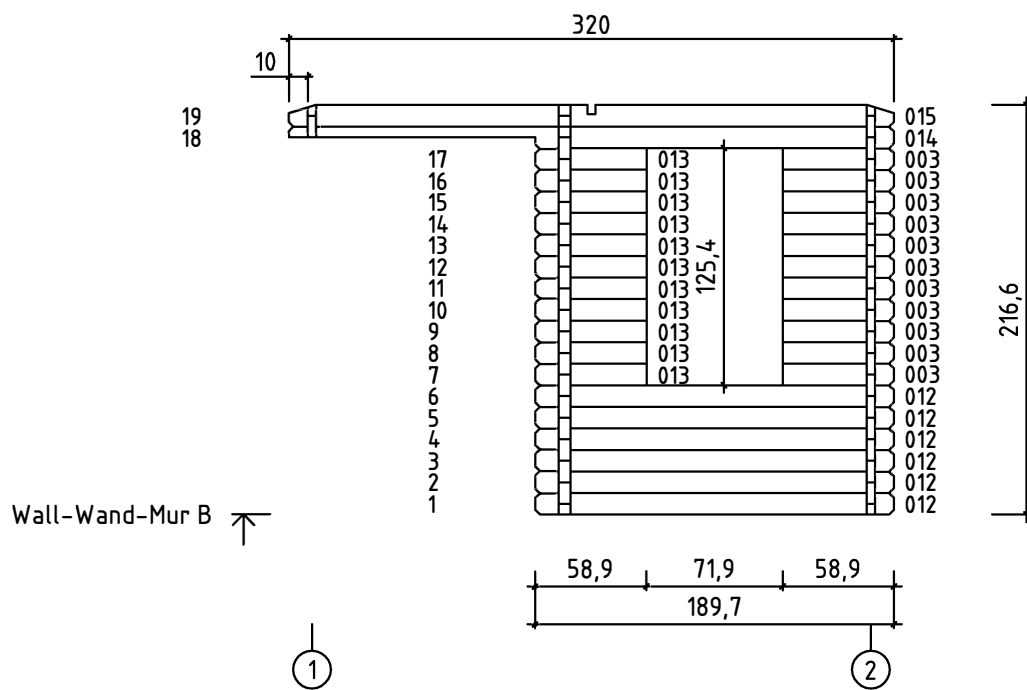

ROOF PLAN - DACH-PLAN - PLAN DU TOIT

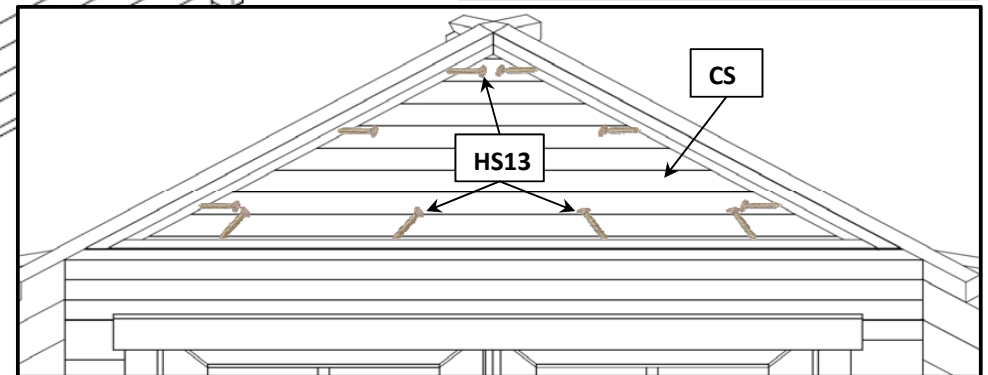
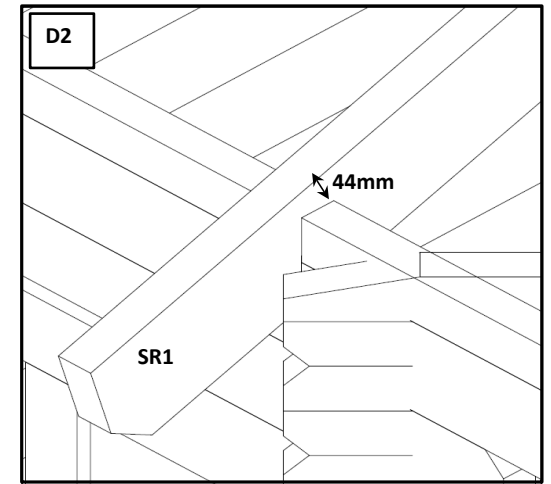
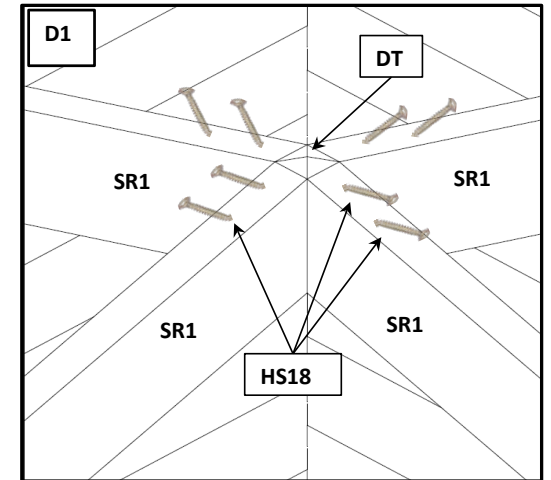
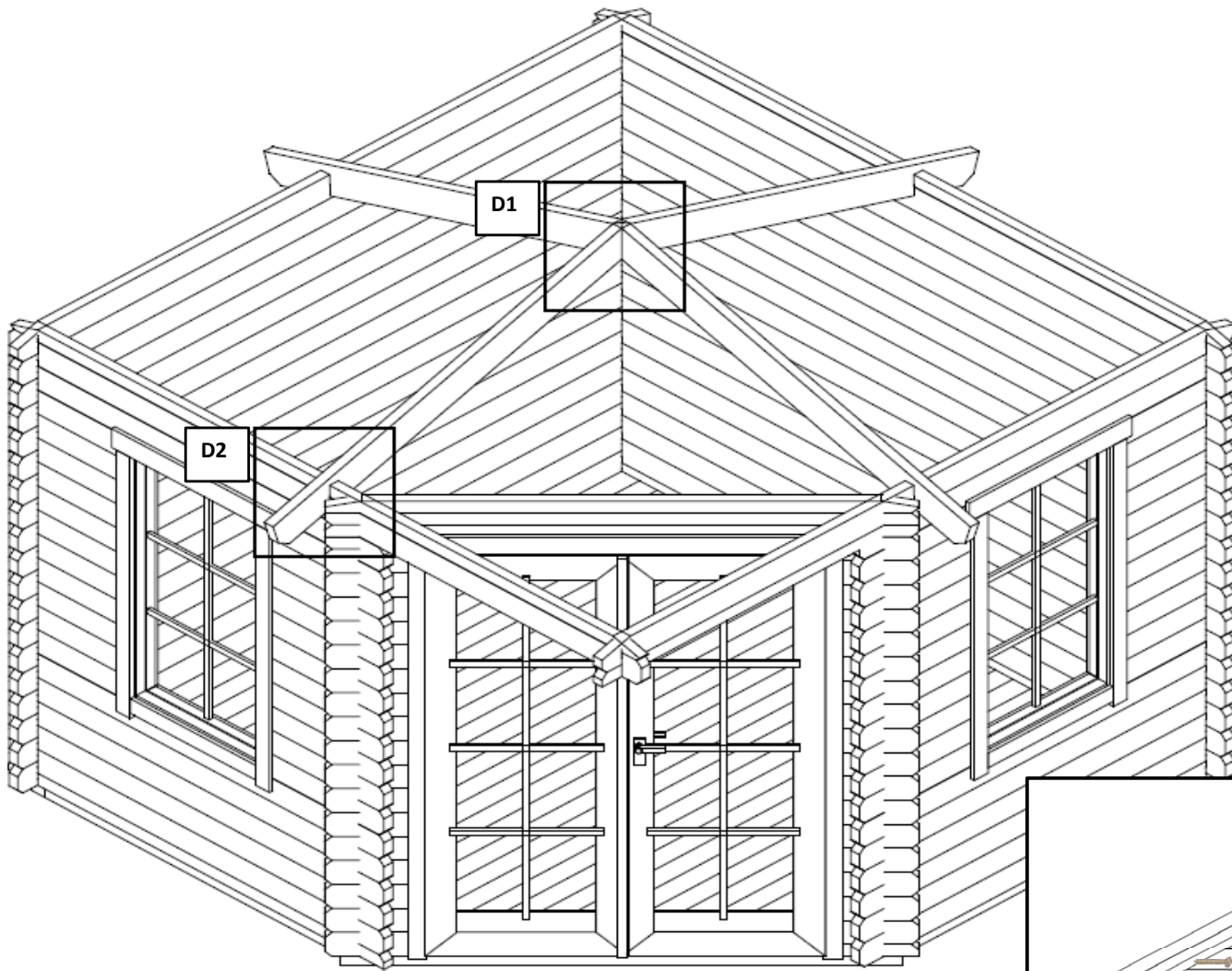


Diagonal must be equal A=B - Prüfung diagonale Austrichtung A=B
- Controle des diagonales A=B

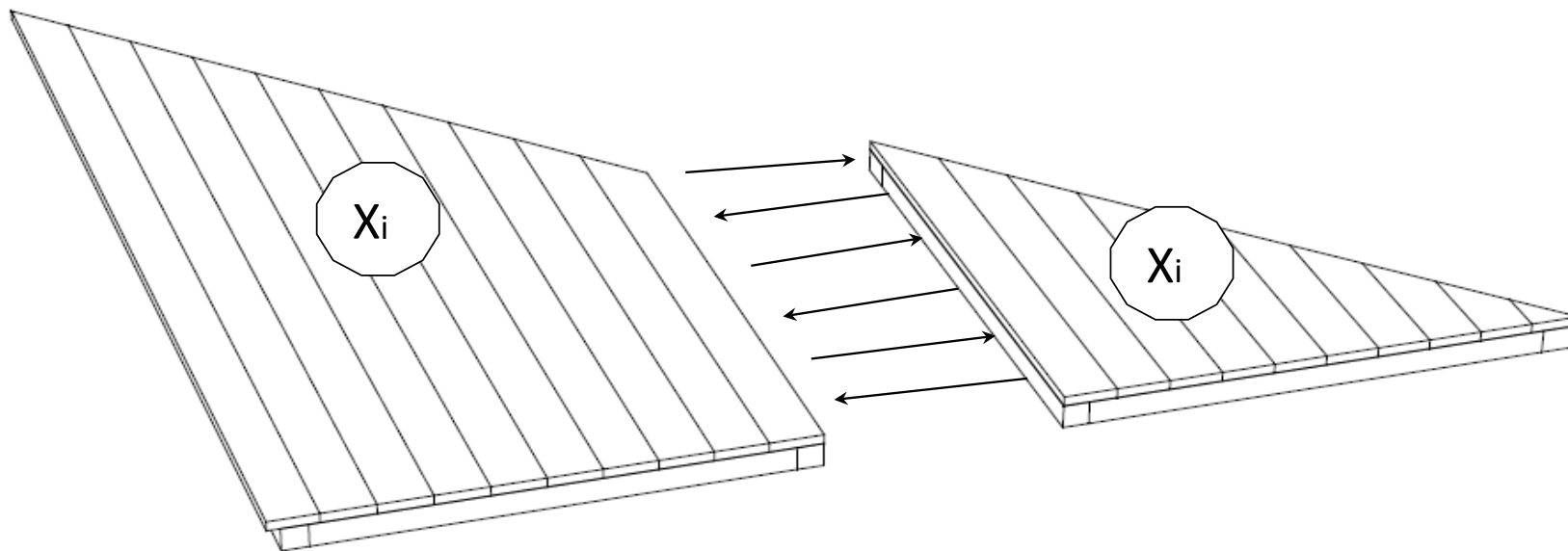




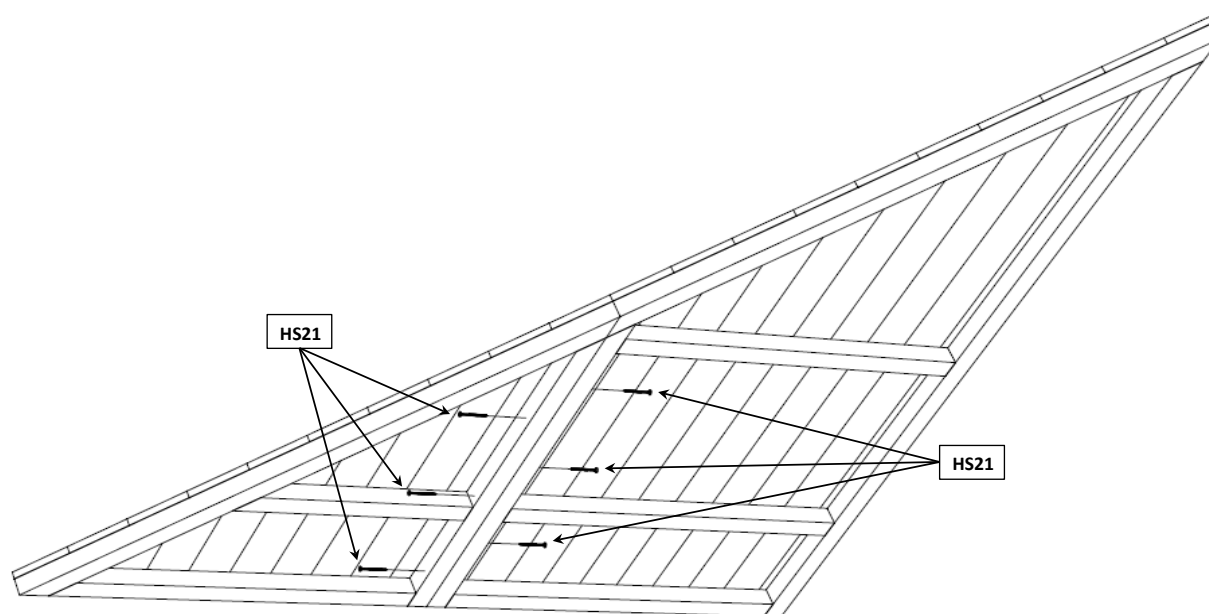




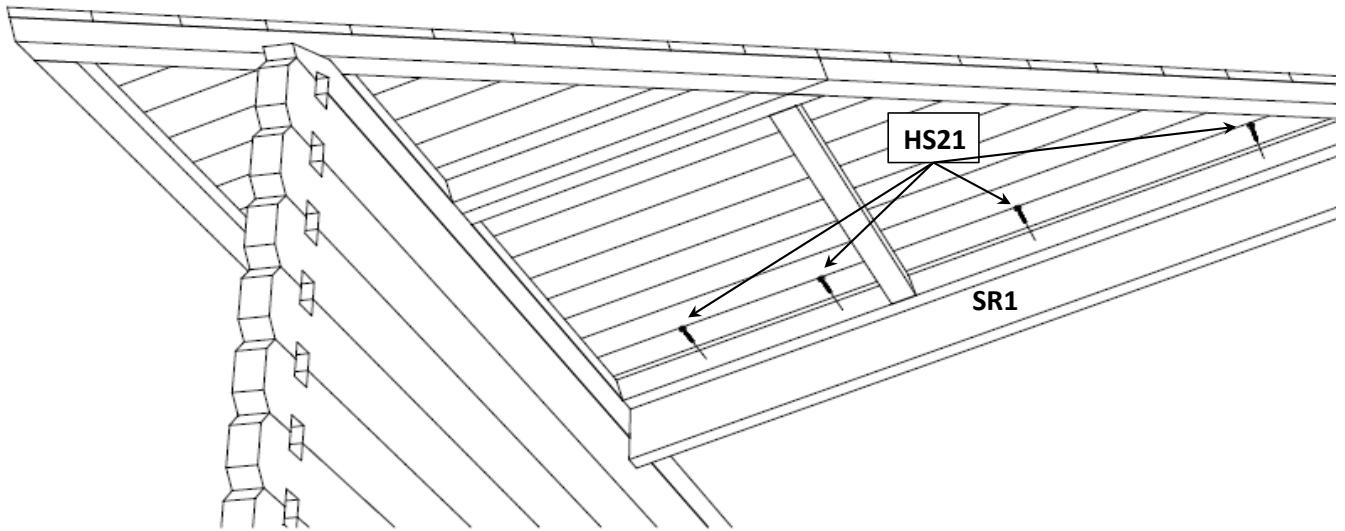
TOP VIEW - ANSICHT VON OBEH - VUE DE DESSUS



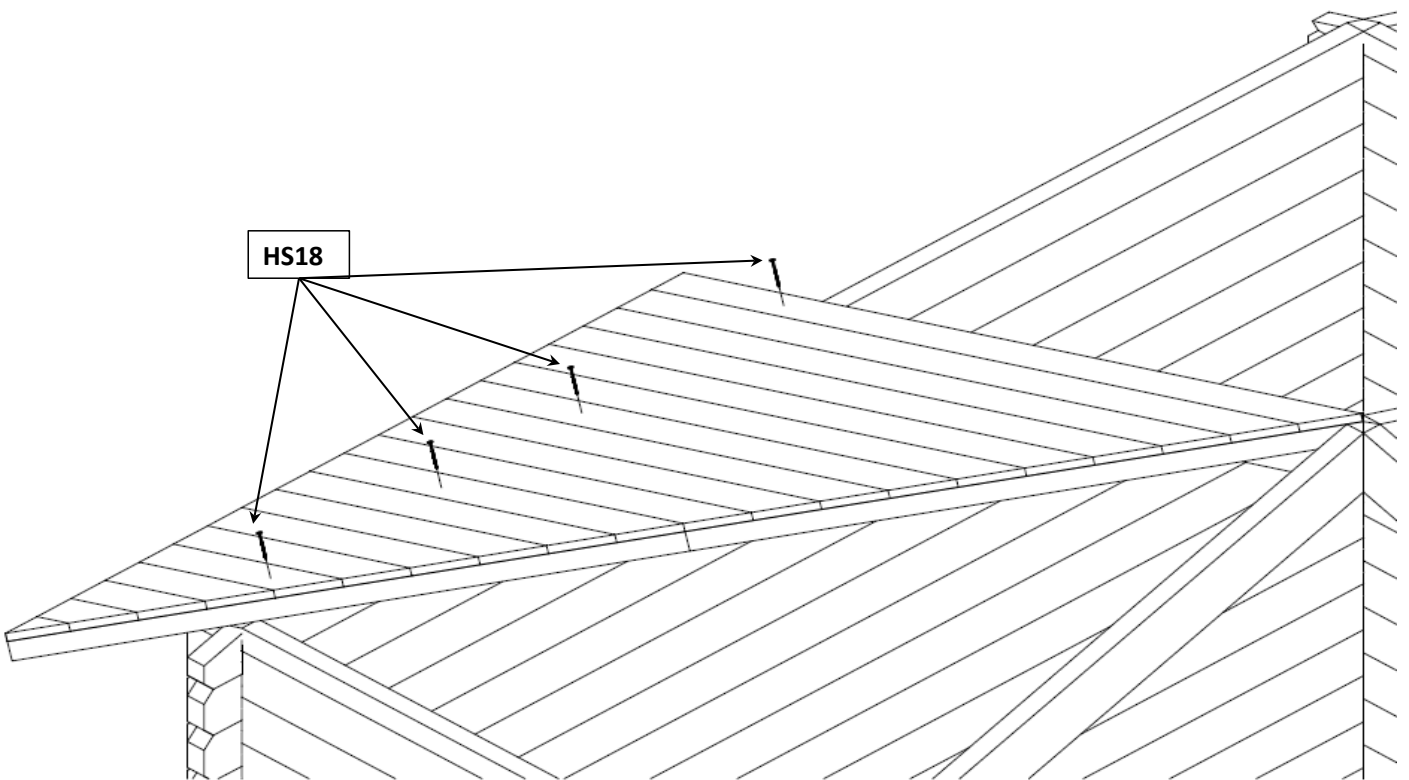
FROM BELOW - VUE DE DESSOUS - ANSICHT VON UNTEN



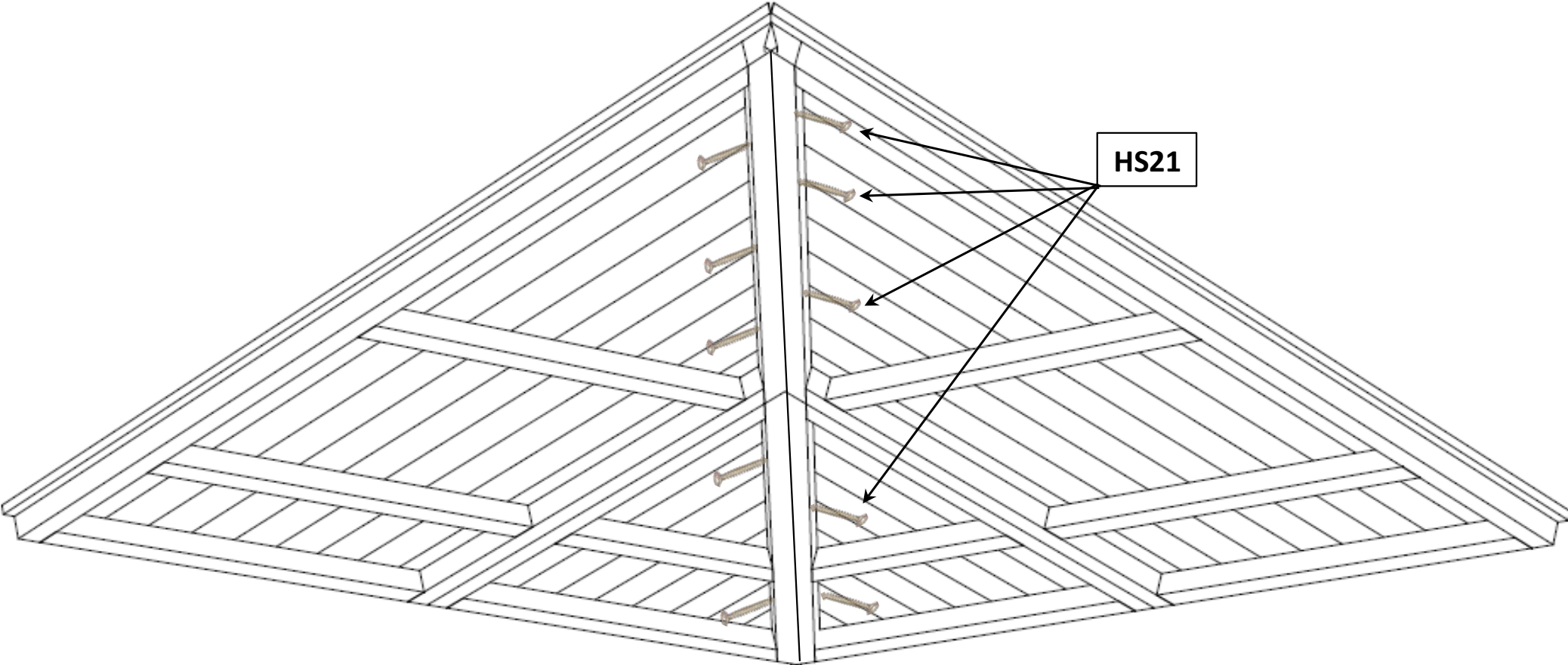
FROM BELOW - VUE DE DESSOUS - ANSICHT VON UNTEN

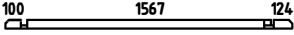



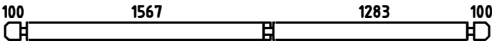
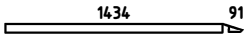
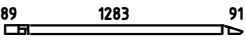
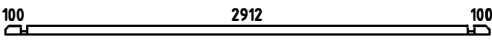
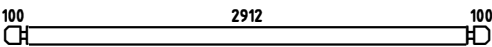
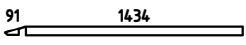
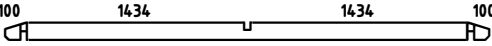


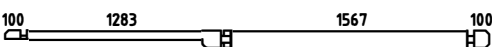
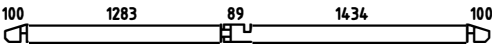































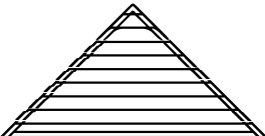

TOP VIEW - ANSICHT VON OBEH - VUE DE DESSUS



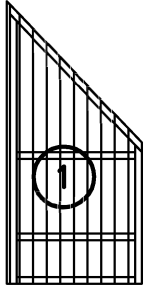
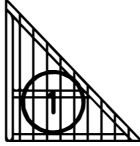
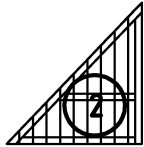



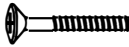























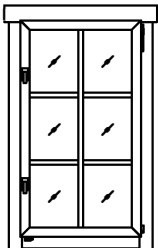
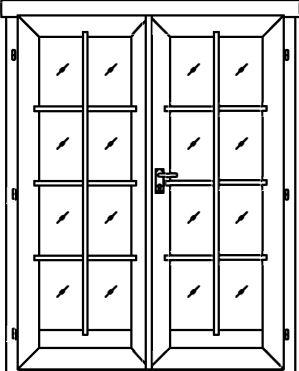
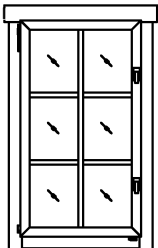
FROM BELOW - VUE DE DESSOUS - ANSICHT VON UNTEN



Pos	04.03.2016	Piecelist - Stücklist - Liste des composants	11/14	Q.	P. (mm)	L. (mm)
001				1	44x57	1897
002				6	44x114	1897
003				22	44x114	589
004				11	44x114	589
005				1	44x114	3200
006				2	44x57	1569
007				1	44x57	1569
008				1	44x57	3200
009				36	44x114	3200
010				1	44x57	1569
011				1	44x114	3200
012				6	44x114	1897
013				11	44x114	589
014				1	44x114	3200
015				1	44x114	3200
016				17	44x114	310
017				1	44x57	310
018				17	44x114	310
019				1	44x57	310
020				1	44x57	2125
021				1	44x57	2125
022				1	44x57	2125
IAR1		FOUNDATION - FUNDAMENT - FONDATION		1	70x45	2990
IAR4		FOUNDATION - FUNDAMENT - FONDATION		1	70x45	2850
IAR3		FOUNDATION - FUNDAMENT - FONDATION		1	70x45	2013

Pos	04.03.2016	Piecelist - Stücklist - Liste des composants FOUNDATION - FUNDAMENT - FONDATION	12/14	Q.	P. (mm)	L. (mm)
IAR2		FOUNDATION - FUNDAMENT - FONDATION		1	70x45	1637
IAR8		FOUNDATION - FUNDAMENT - FONDATION		1	70x45	1567
IAR5		FOUNDATION - FUNDAMENT - FONDATION		2	45x45	2850
IAR6		FOUNDATION - FUNDAMENT - FONDATION		1	45x45	2725
IAR7		FOUNDATION - FUNDAMENT - FONDATION		1	45x45	2146
SR1		RAFTER - DACHSPARREN - CHEVRON		4	44x140	1845
	FLOOR BOARDS - FUSSBODENBRETTER - LAME DE PLANCHER			18	90x18	2908
	FLOOR BOARDS - FUSSBODENBRETTER - - LAME DE PLANCHER			1	90x18	2908
	FLOOR BOARDS - FUSSBODENBRETTER - - LAME DE PLANCHER			1	90x18	2868
	FLOOR BOARDS - FUSSBODENBRETTER - - LAME DE PLANCHER			1	90x18	2778
	FLOOR BOARDS - FUSSBODENBRETTER - - LAME DE PLANCHER			1	90x18	2688
	FLOOR BOARDS - FUSSBODENBRETTER - - LAME DE PLANCHER			1	90x18	2598
	FLOOR BOARDS - FUSSBODENBRETTER - - LAME DE PLANCHER			1	90x18	2508
	FLOOR BOARDS - FUSSBODENBRETTER - - LAME DE PLANCHER			1	90x18	2418
	FLOOR BOARDS - FUSSBODENBRETTER - - LAME DE PLANCHER			1	90x18	2328
	FLOOR BOARDS - FUSSBODENBRETTER - - LAME DE PLANCHER			1	90x18	2238
	FLOOR BOARDS - FUSSBODENBRETTER - - LAME DE PLANCHER			1	90x18	2148
	FLOOR BOARDS - FUSSBODENBRETTER - - LAME DE PLANCHER			1	90x18	2058
	FLOOR BOARDS - FUSSBODENBRETTER - - LAME DE PLANCHER			1	90x18	1968
	FLOOR BOARDS - FUSSBODENBRETTER - - LAME DE PLANCHER			1	90x18	1878
	FLOOR BOARDS - FUSSBODENBRETTER - - LAME DE PLANCHER			1	90x18	1788
	FLOOR BOARDS - FUSSBODENBRETTER - - LAME DE PLANCHER			1	90x18	1698
CS	CEILING SHIELD - ELEMENT - PANNEAU DE TOITURE			1		
	FLOOR FILLET-FUSSBODENLEISTE - CORNIERE DE FINITION DU PLANCHER				18x18	10.87

Pos	04.03.2016	Piecelist - Stücklist - Liste des composants	13/14	Q.	P. (mm)	L. (mm)
TB	EAVES BOARD - TRAUFBRETT - BANDEAU DE TOIT			4	18x90	3700
	STORM PROTECTION - STURMLEISTE - - LATTE ANTI-TEMPETE			5	22x45	2500
EL	ROOF SHIELD - ELEMENT - PANNEAU DE TOITURE	 		4		
EL	ROOF SHIELD - ELEMENT - PANNEAU DE TOITURE	 		4		
DT	ROOF SUPPORT - DACH TRÄGER - SUPPORT DE TOIT			1	44x44	153
FS1	WINDOW HANDLE FITTINGS - FENSTERGRIFF - POIGNÉE D'OUVERTURE DE FENETRE			4		
FSP	BOLT FOR WINDOW HANDLE FITTINGS - BOLZEN FÜR FENSTERGRIFF BESCHLAG - BOULON POUR POIGNÉE D'OUVERTURE DE FENETRE			8		
HS13	SCREW FOR TRIANGULAR FIXING - MONTAGENSCHRAUBE FÜR DREIECKIGE - - VIS D'ASSEMBLAGE POUR TRIANGLE			10	4x60	
HS16	SCREW FOR 1. WALL BEAM - SCHRAUBE FÜR 1. BOHLENREIHE - VIS DE FIXATION DES FONDATIONS			6	5x90	
HS1	SCREW FOR GEORGIAN BARS - SCHRAUBE FÜR SPROSSEN - VIS DE BARRES GEORGIENNE			28	2.5x20	
HS4	SCREW FOR DOOR FILLET - SCHRAUBE ZUR BEFESTIGUNG TÜRLEISTE - VIS D'ASSEMBLAGE DU CADRE DE PORTE			5	3x30	
HS12	SCREW FOR EAVES BOARDS - SCHRAUBEN FÜR TRAUFBRETT - VIS DE FIXATION POUR BANDEAU DE TOIT			32	4x40	
HS18	SCREW FOR FUNDAMENT - SCHRAUBEN ZUR BEFISTIGUNG FUNDAMENT - VIS POUR FONDATION			13	5x120	
HS18	SCREW FOR SHIELD - SCHRAUBEN ZUR ELEMENT VIS POUR DE PANNEAU DE TOITURE			48	5x120	
HS18	SCREW FOR RAFTER - SCHRAUBEN FÜR DACHSPARREN - - SCHRAUBEN FÜR DACHSPARREN - VIS POUR CHEVRON			12	5x120	
HS16	SCREW FOR DOOR JAMB - SCHRAUBE FÜR TÜRRAHMEN - VIS DE FIXATION POUR MONTANT DE PORTE			4	5x90	
HS21	SCREW FOR SHIELD - SCHRAUBEN ZUR ELEMENT VIS POUR DE PANNEAU DE TOITURE			120	6x80	
NF2	ZN NAIL FOR FLOOR FILLET - ZN NÄGEL FÜR FUSSBODENLEISTE - POINTE POUR CORNIERE DE FINITION DU PLANCHER			22	1.4x40	

Pos	04.03.2016	Piecelist - Stücklist - Liste des composants	14/14	Q.	P. (mm)	L. (mm)
TL5	SET OF DOOR LOCK COVERS - SCHLOSSBLENDEN - SET DE GARNITURES DE SERRURE DE PORTE			1		
SH44	HAMMER BLOCK - SCHLAGHOLZ - CALLE DE FRAPPE			1		
HS25	SCREW FOR DOORSTEP - SCHRAUBEN FÜR SWELLE - VIS DE FIXATION DU SEUIL DE PORTE			3	4.5x65	
SFS	NUT FOR STORM PROTECTION - SCHRAUBENMUTTER FÜR STURMLEISTE - ÉCROU POUR LAME ANTI-TEMPETE			10	D8	
NF4	ZN NAIL FOR FLOOR - ZN NÄGEL FÜR FUSSBODENBRETTER - CLOUS POUR PLANCHER			194	2x50	
	MALE BOLT HINGE FOR DOOR - TÜRRIEGEL - PARTIE MALE DE CHARNIERE DE PORTE			6	16/52	
BFS	BOLT FOR STORM PROTECTION - BOLZEN FÜR STURMLEISTE - VIS POUR LAME ANTI-TEMPETE			10	8x80	
DFS	WASHER FOR STORM PROTECTION - DICHTSCHEIBE FÜR STURMLEISTE - RONDELLE POUR LAME ANTI-TEMPETE			10	D8	
TL4	DOOR HANDLE FITTINGS - TÜRGRIF - SET DE GARNITURES DE SERRURE DE PORTE			1		
	CYLINDER LOCK - ZYLINDERSCHLOSS - CYLINDRE DE SERRURE			1	30/35	
	WINDOW - FENSTER - FENETRE 710x1224 SGC	AK.1.106.SSP		1		
	DOOR - TÜR - PORTE 1494x1957 SGC	TUK.1.108.SVP.MMb		1		
	WINDOW - FENSTER - FENETRE 710x1224 SGC	AK.1.106.SSV		1		