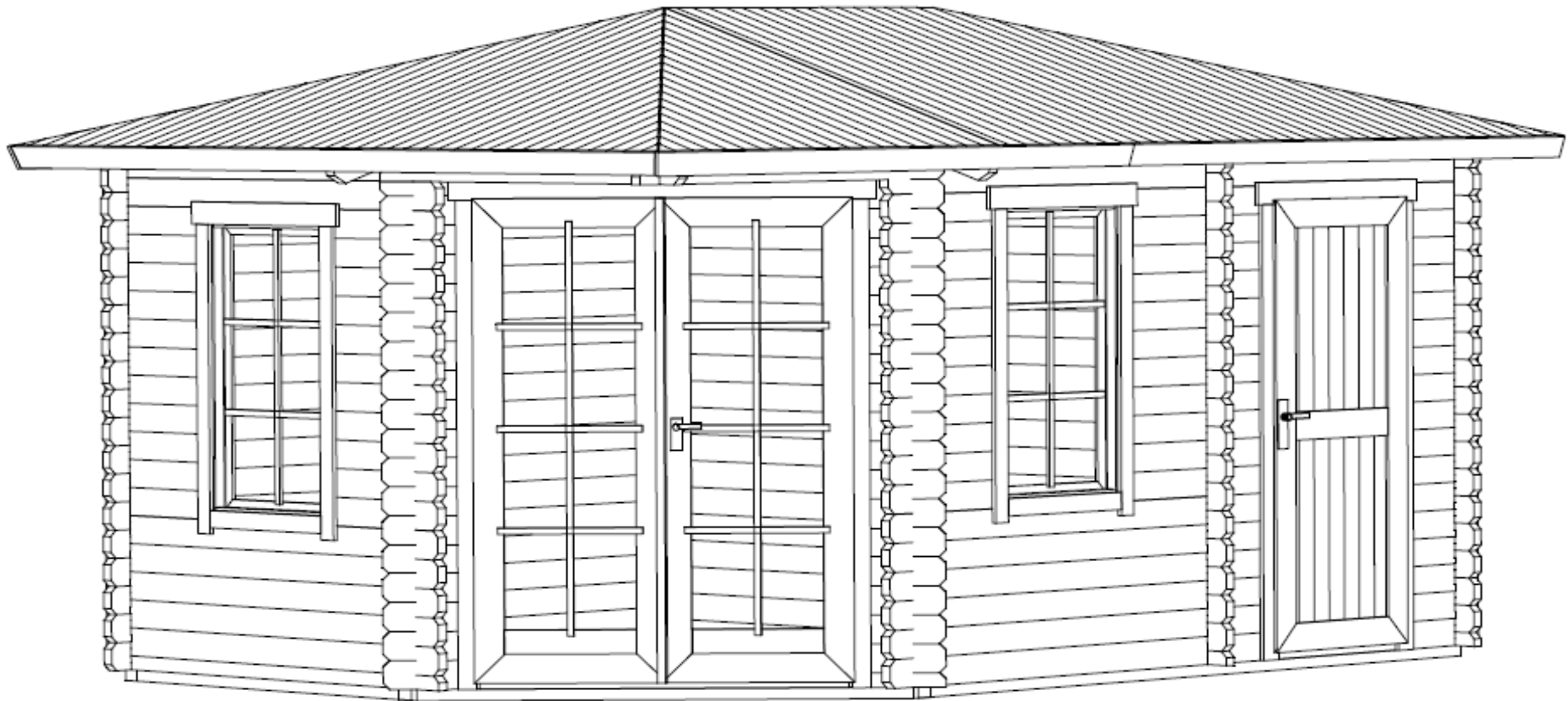
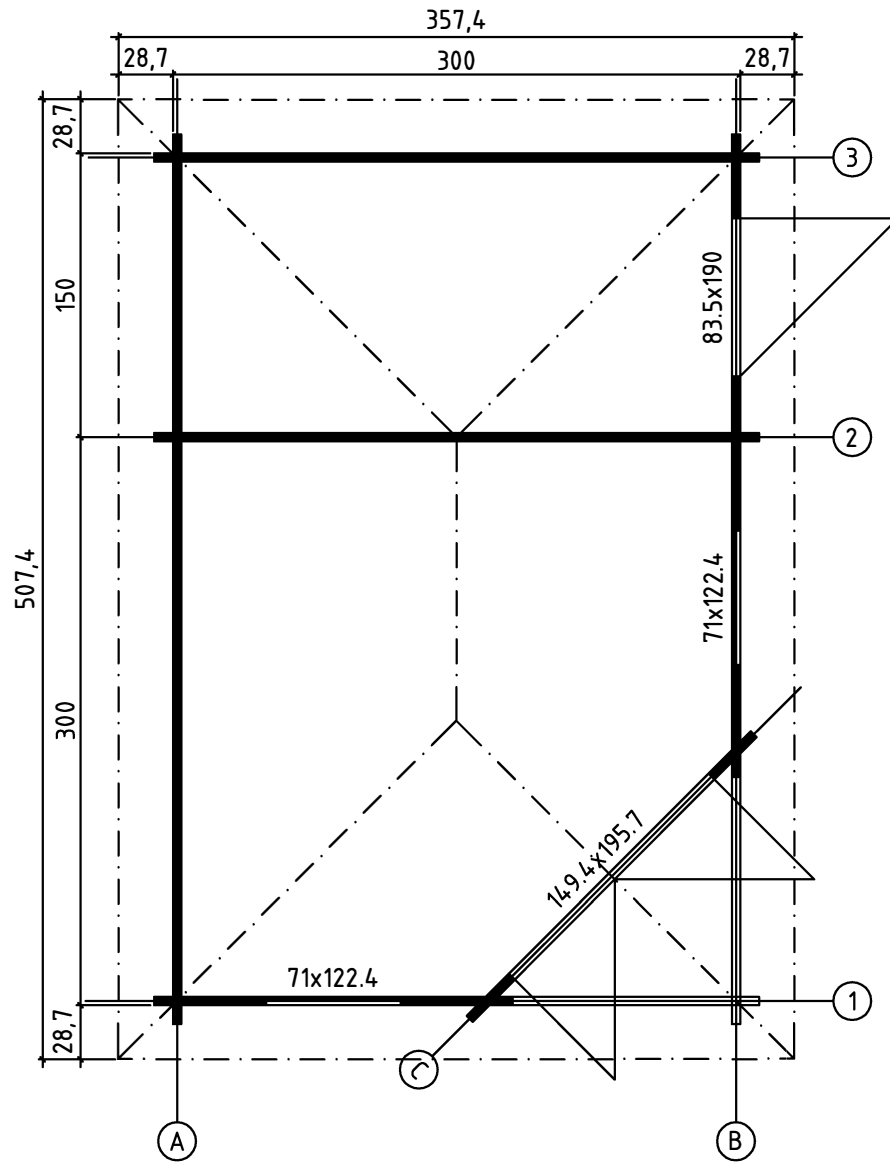


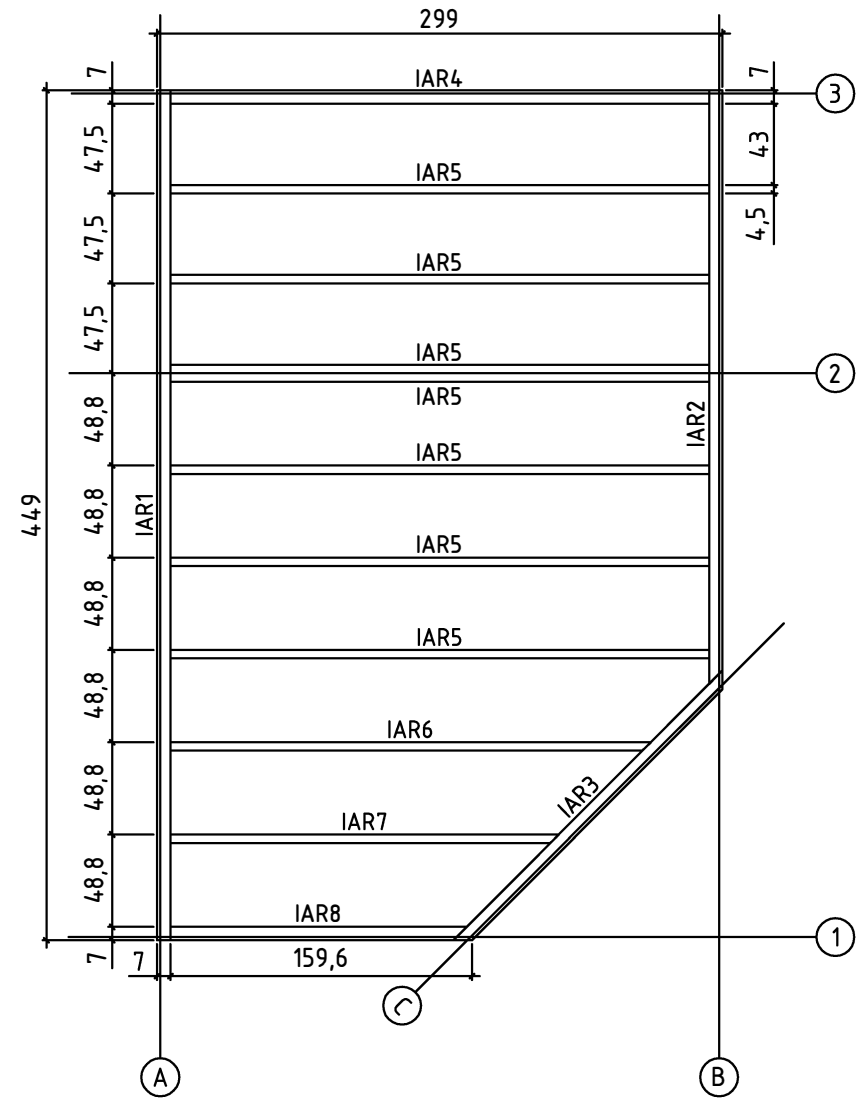
Gustav B
1/17



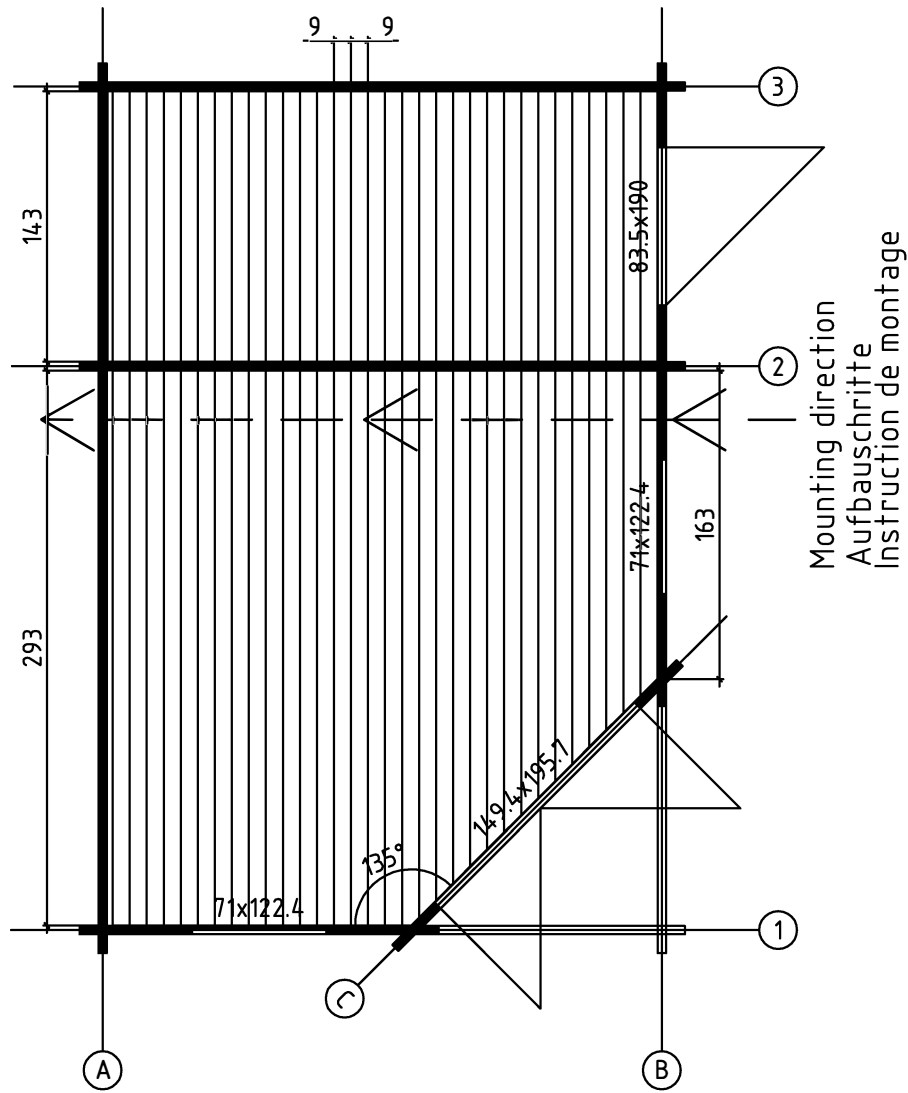
GROUNDPLAN - GRUNDPLAN - PLAN DE MASSE



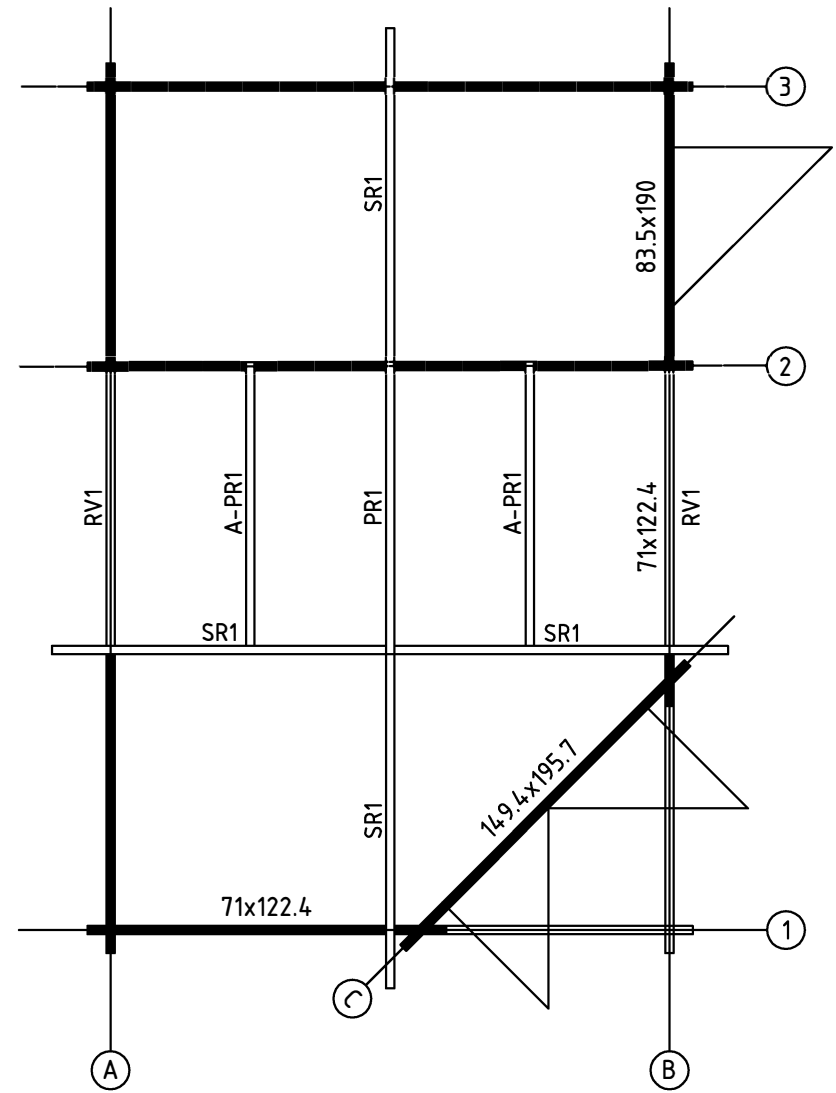
FOUNDATION - FUNDAMENT - FONDATION



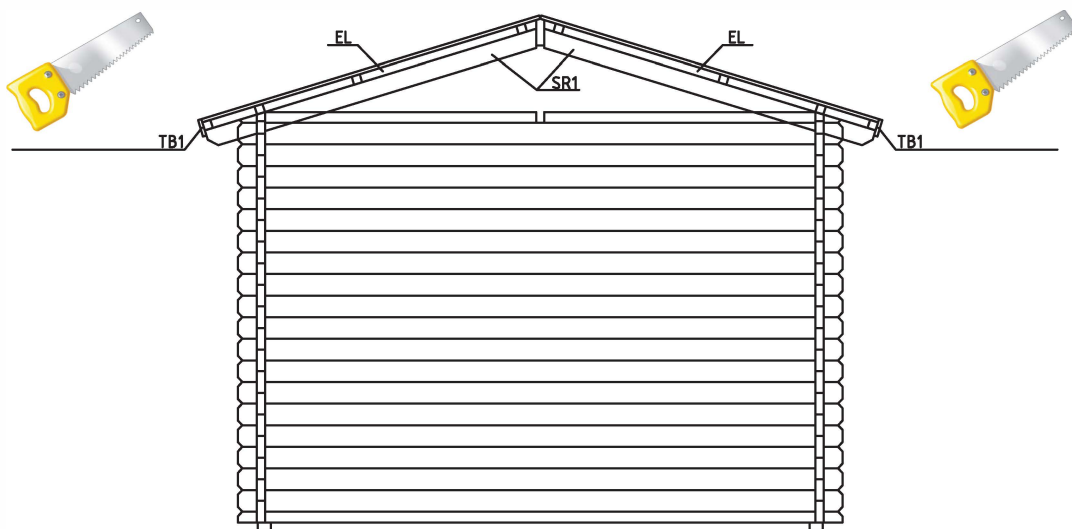
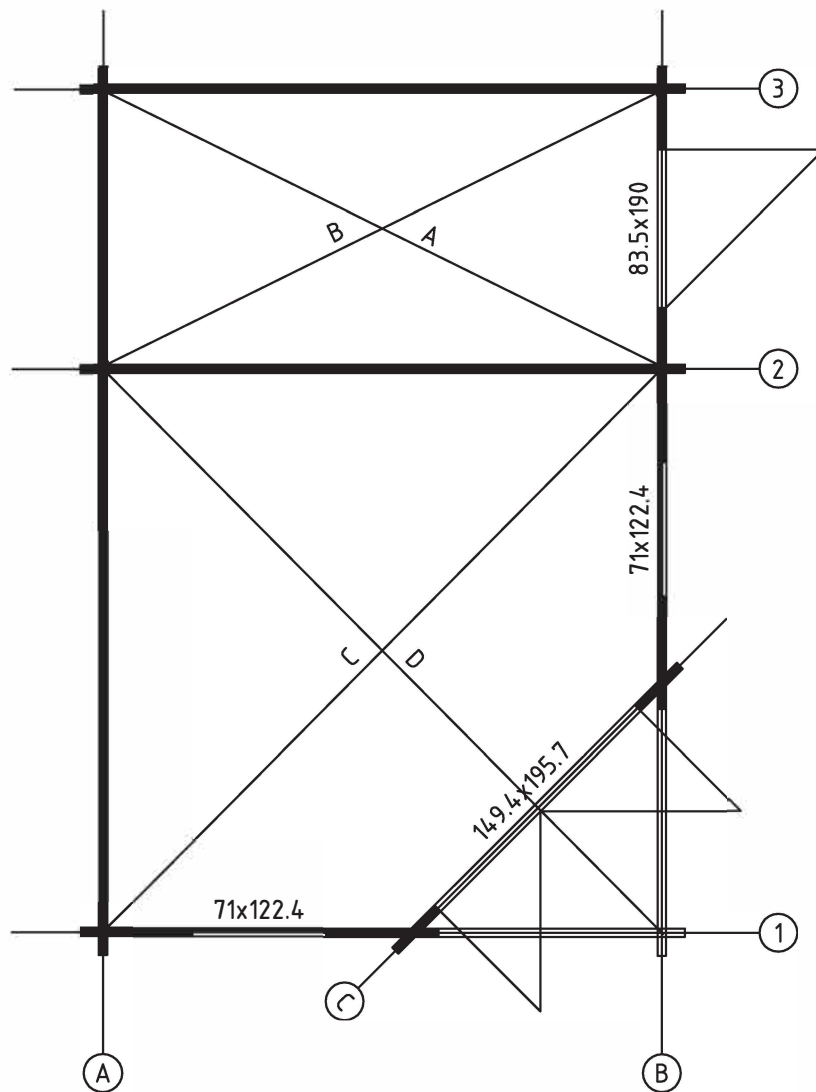
FLOOR BOARDS - FUSSBODENBRETTER - PLAN POSE PLANCHER

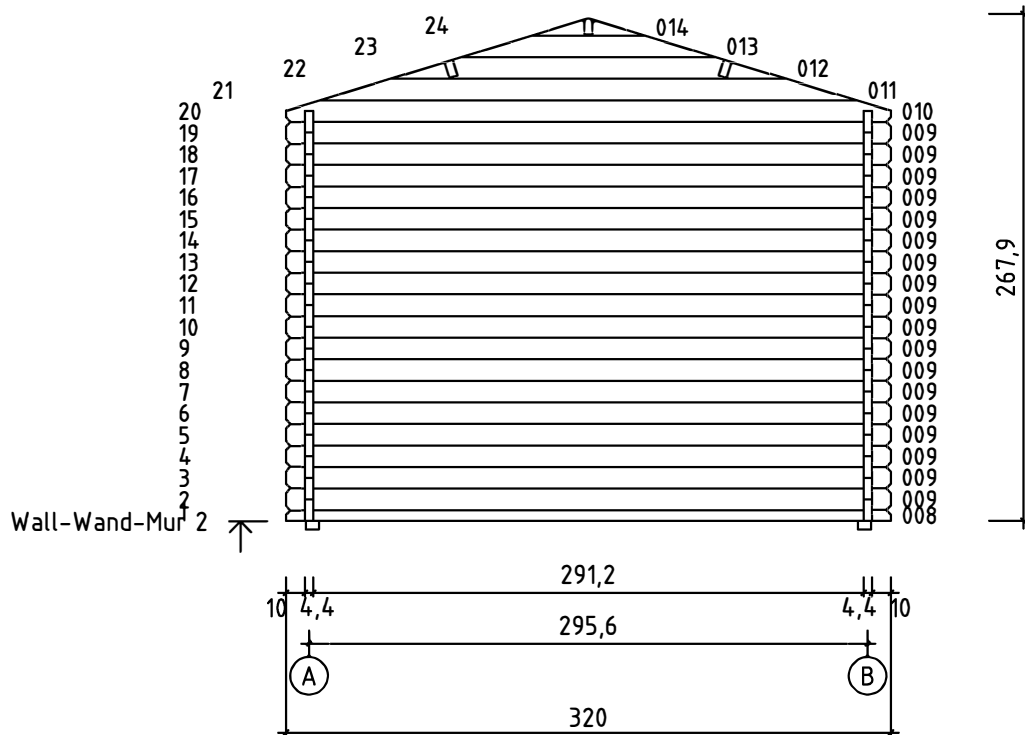
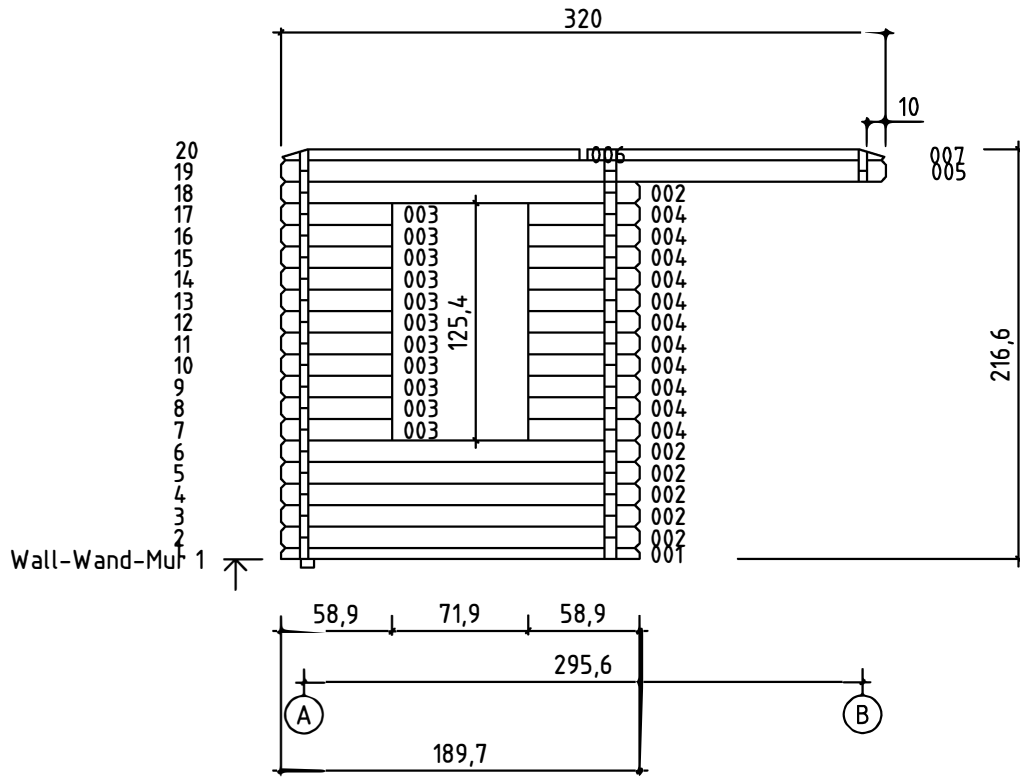


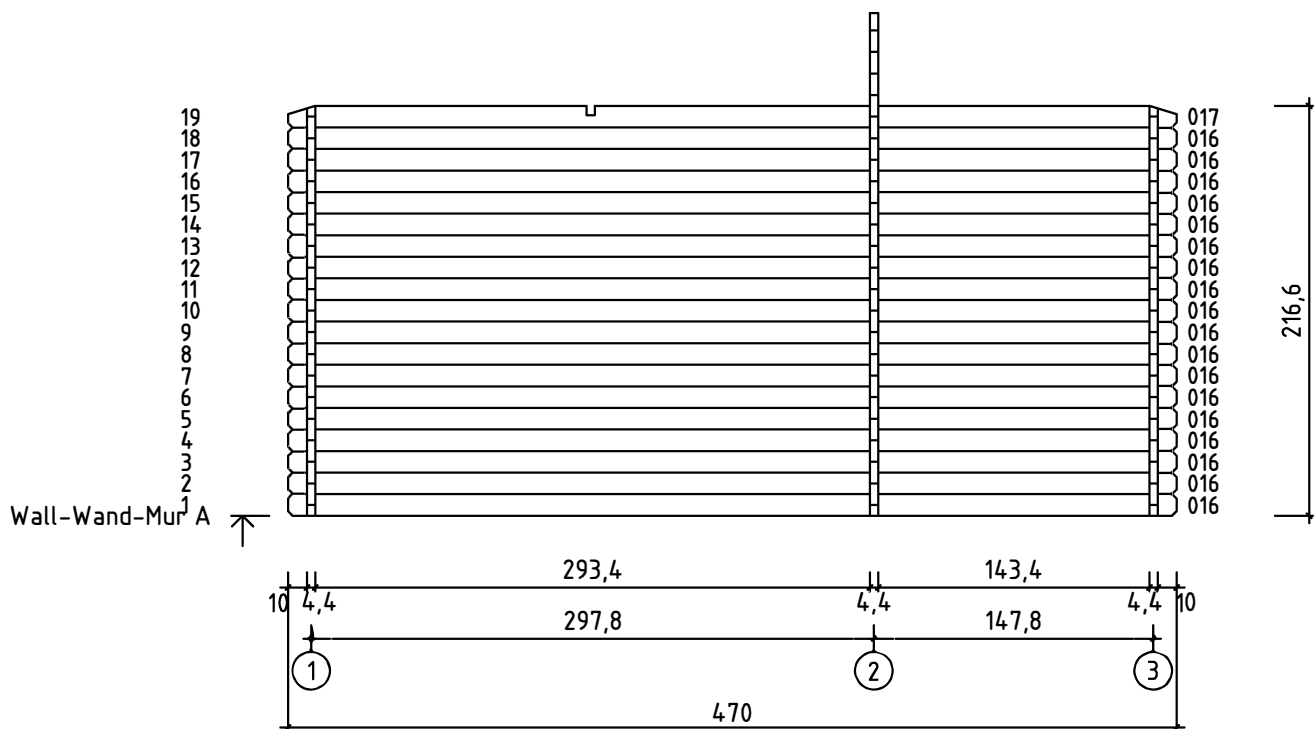
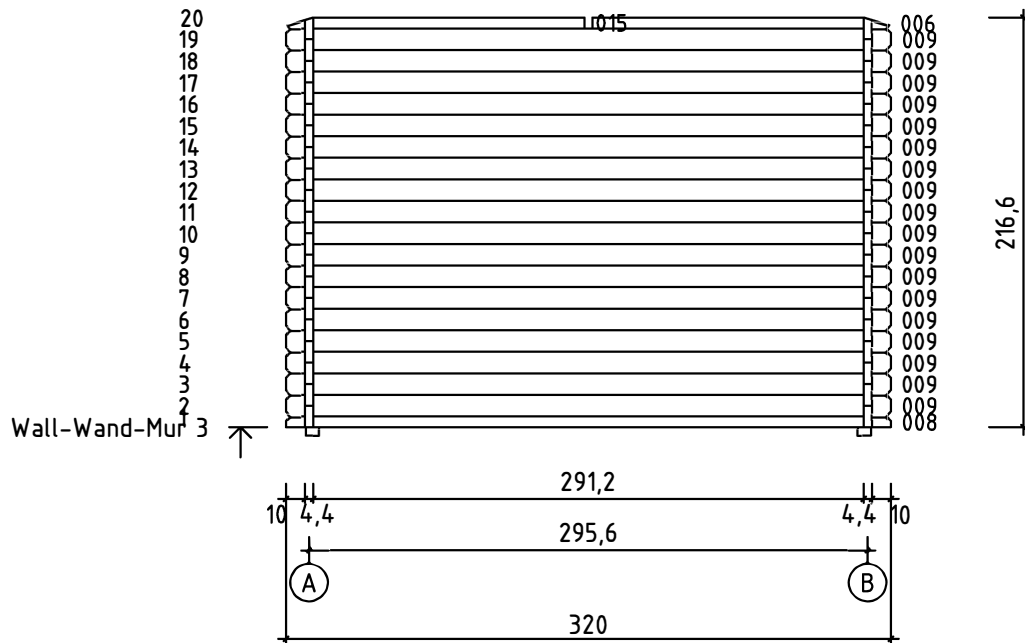
ROOF PLAN - DACH-PLAN - PLAN DU TOIT

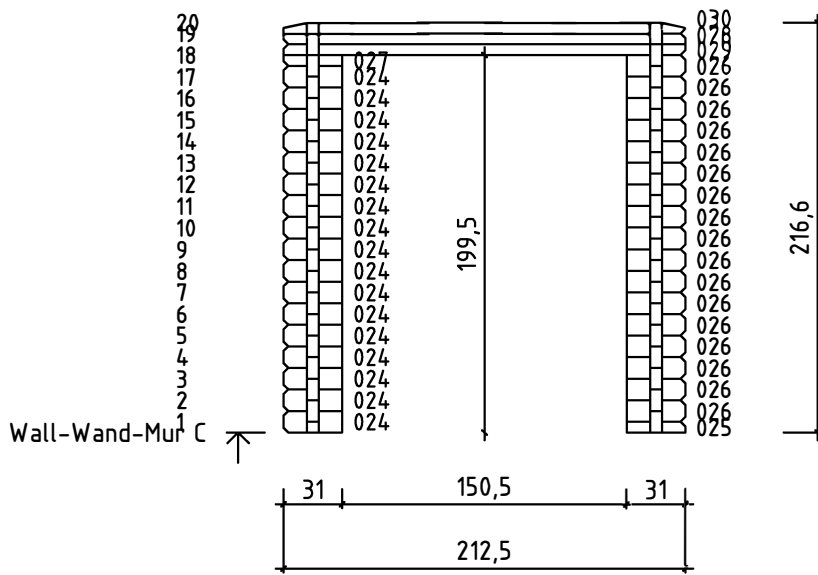
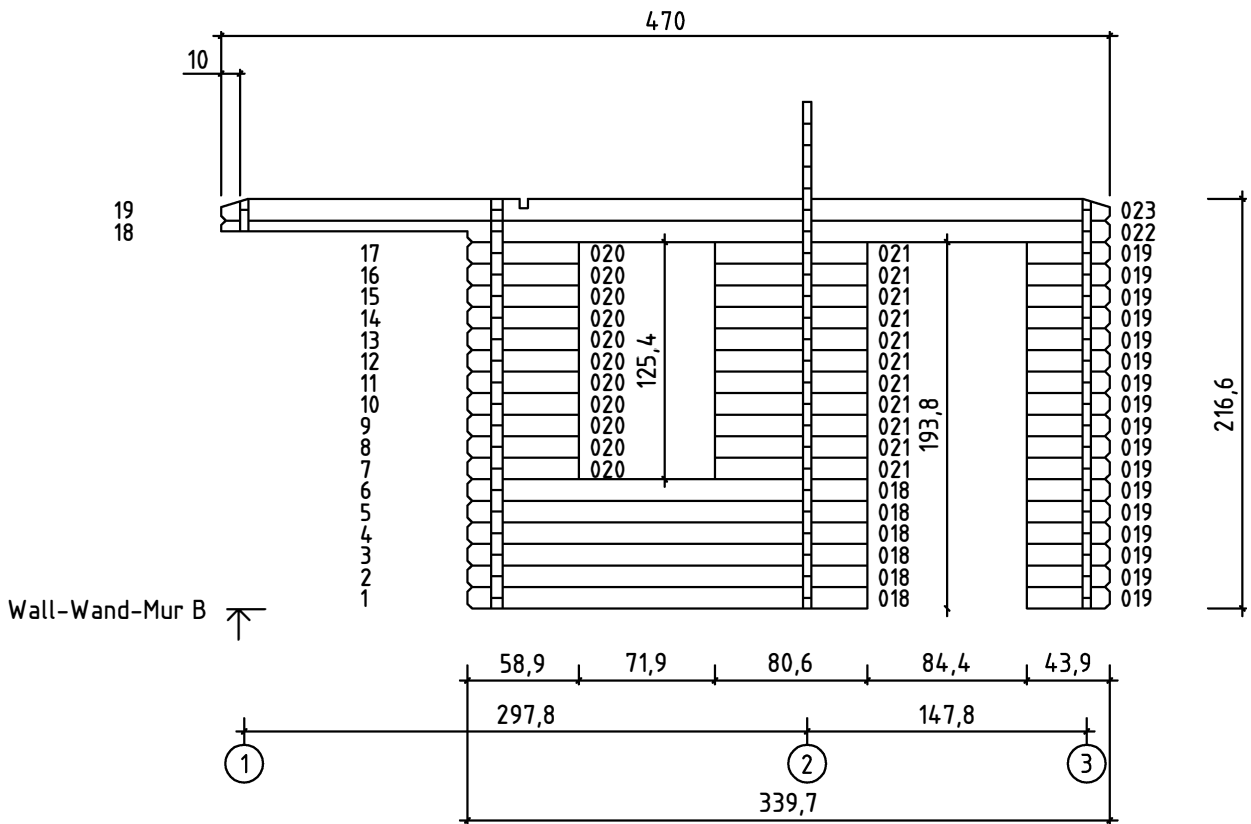


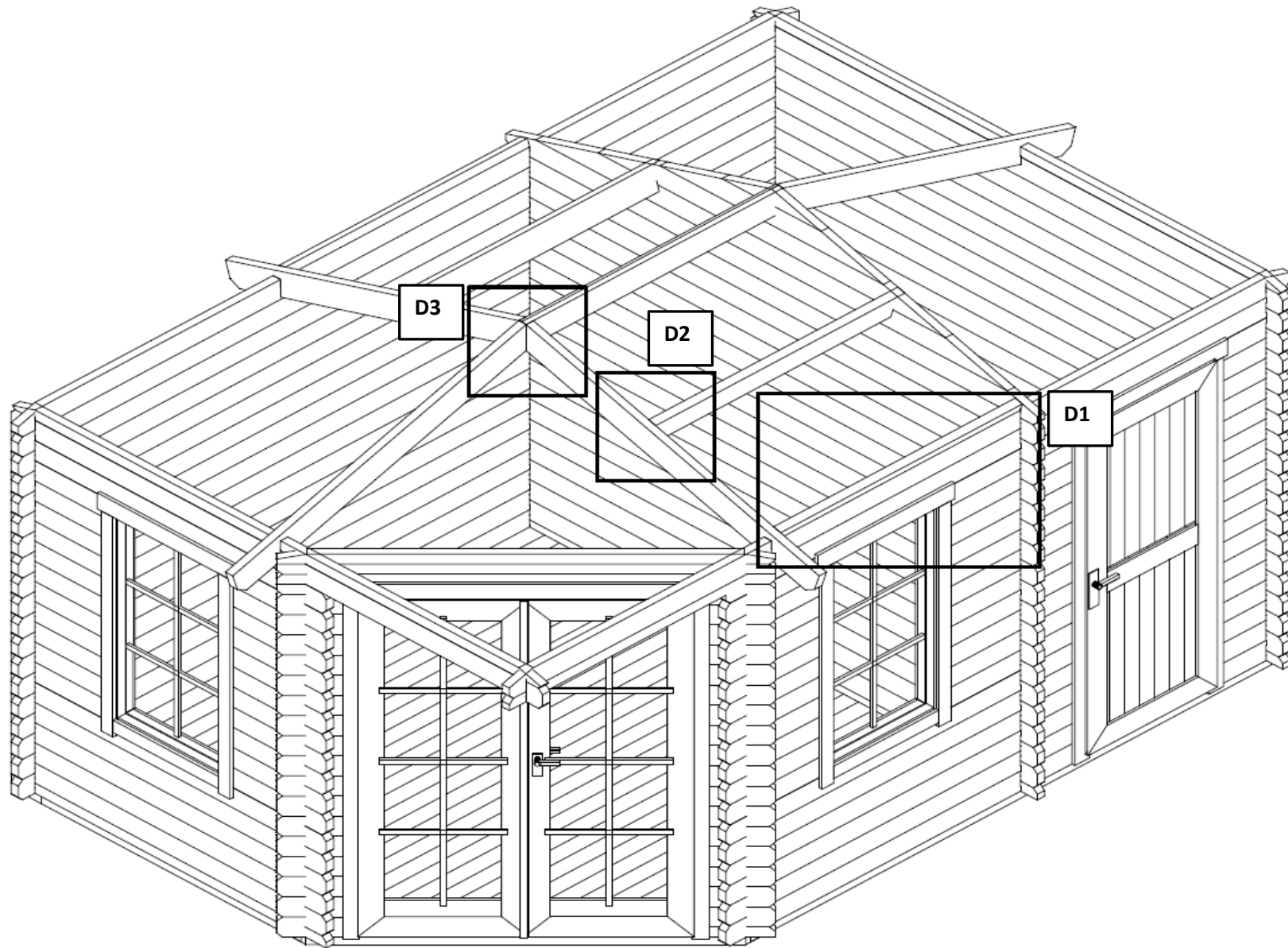
Diagonal must be equal $A=B$ & $C=D$ - Prüfung diagonale Austrichtung $A=B$ & $C=D$ - Controle des diagonales $A=B$ & $C=D$

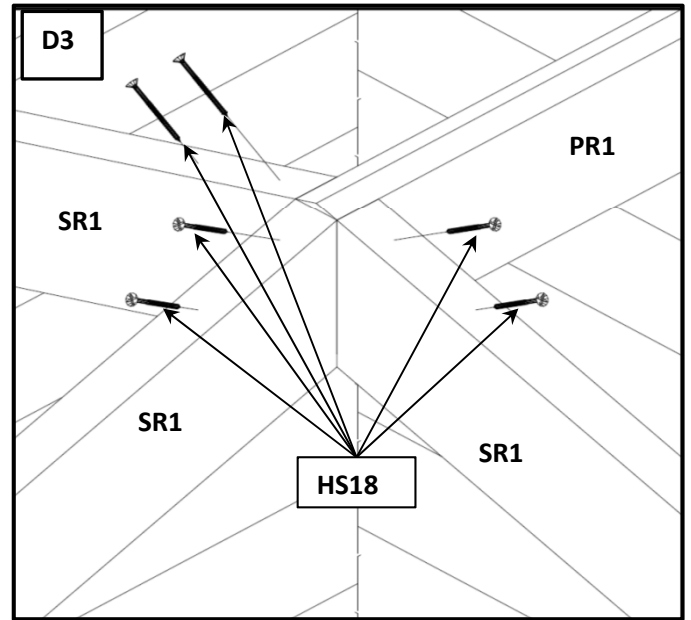
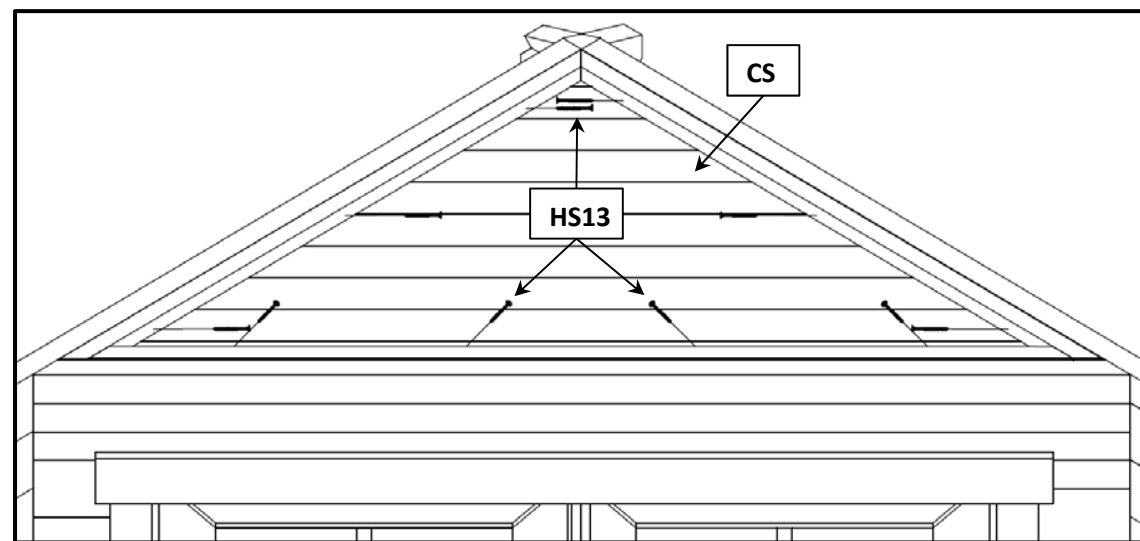
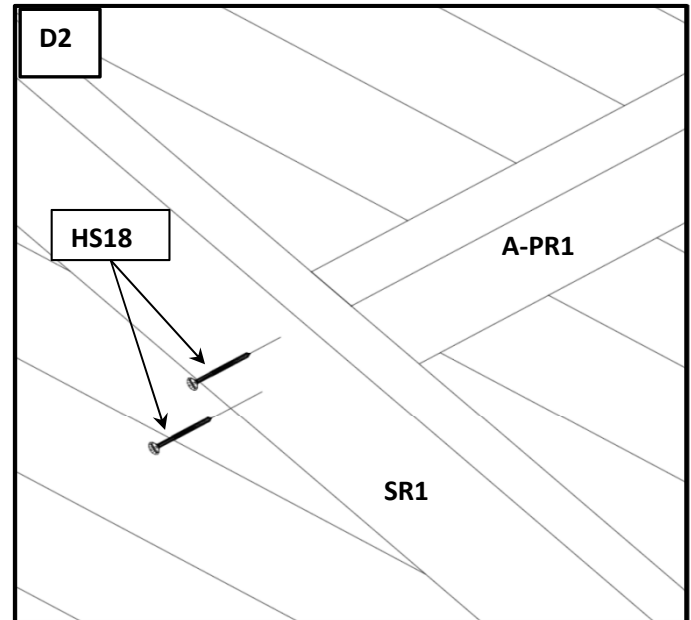
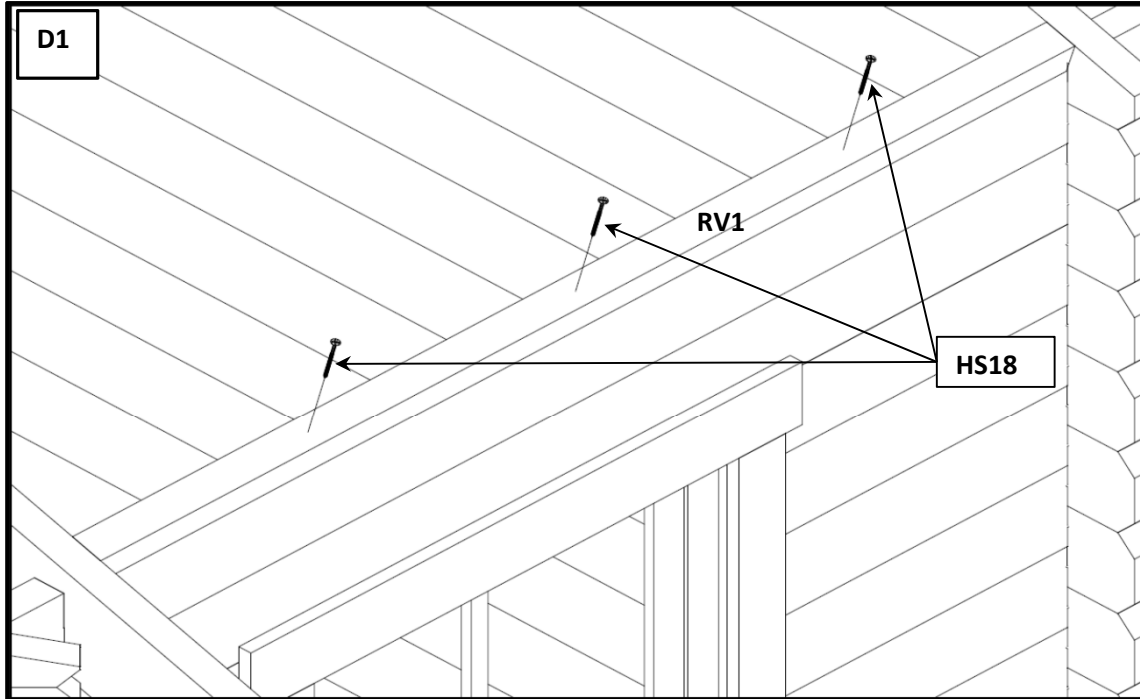




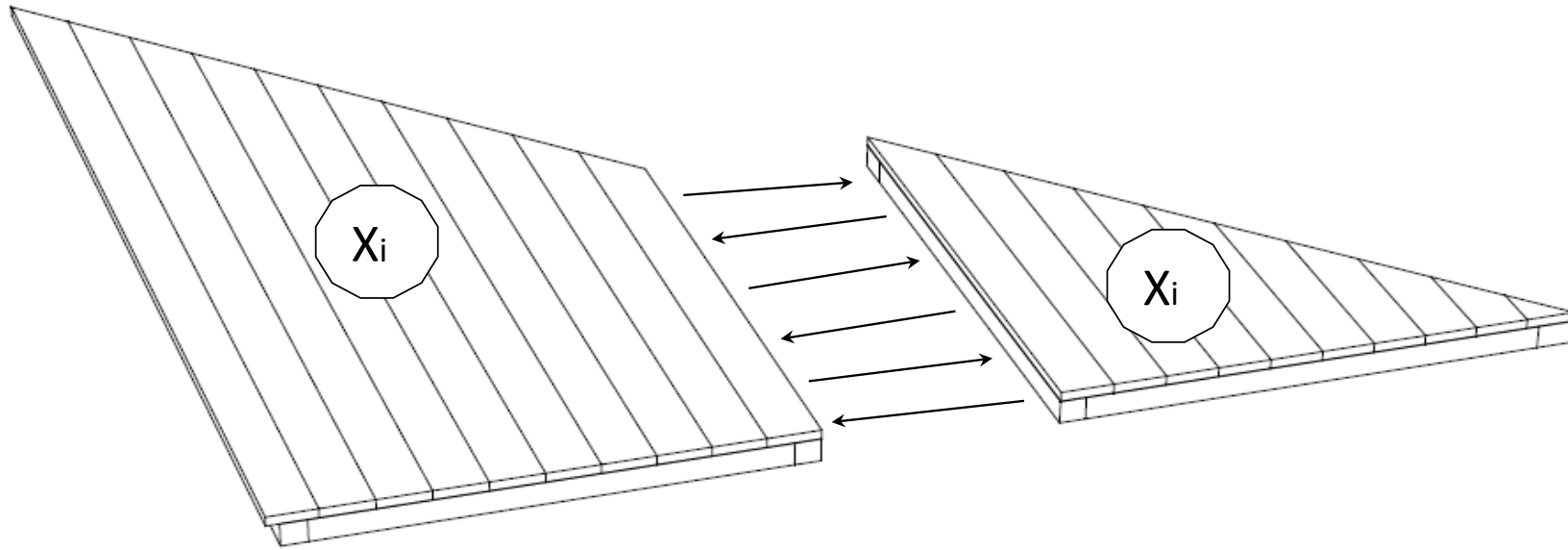




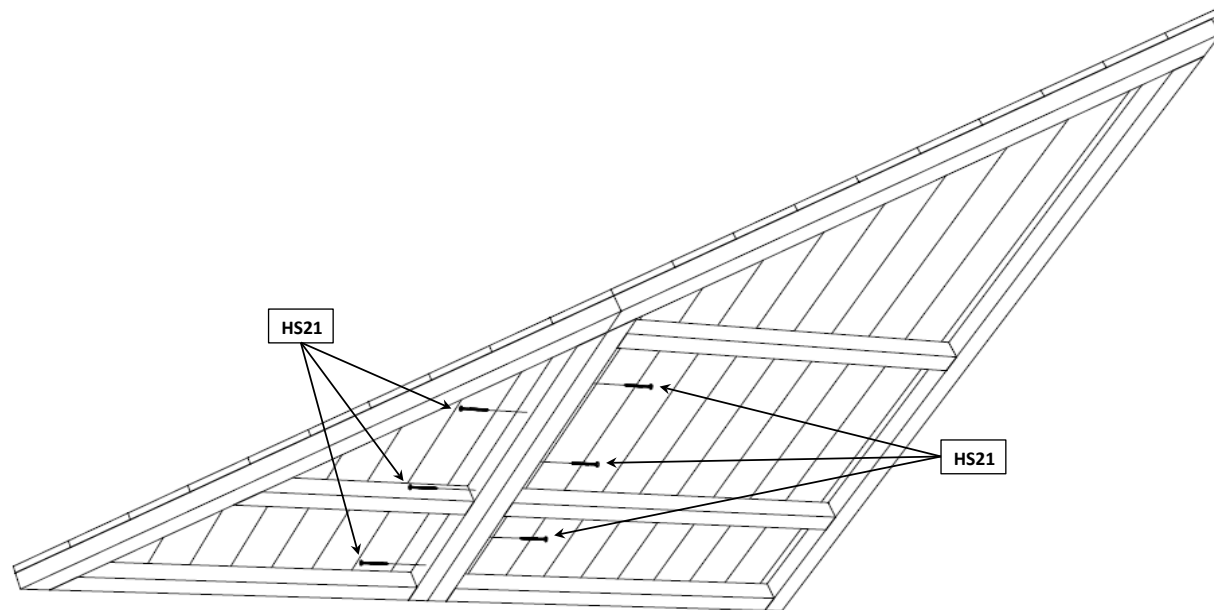




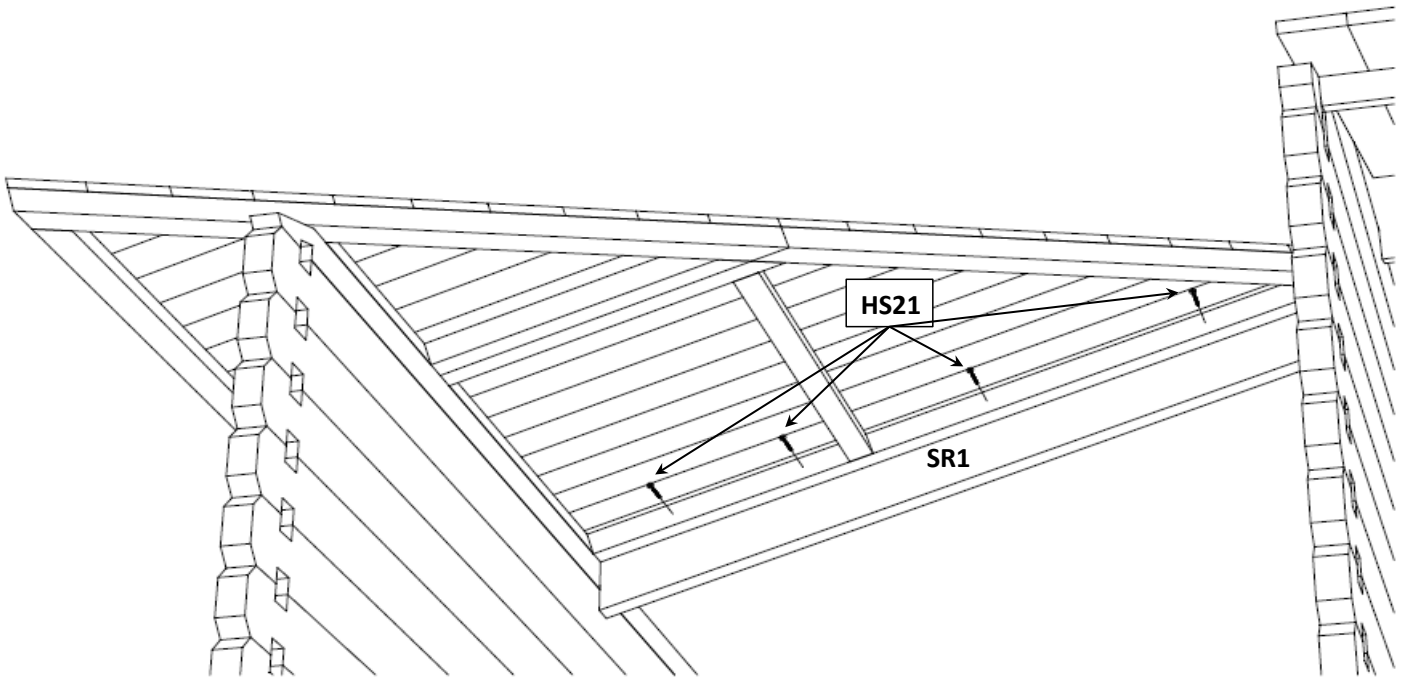
TOP VIEW - ANSICHT VON OBEH - VUE DE DESSUS



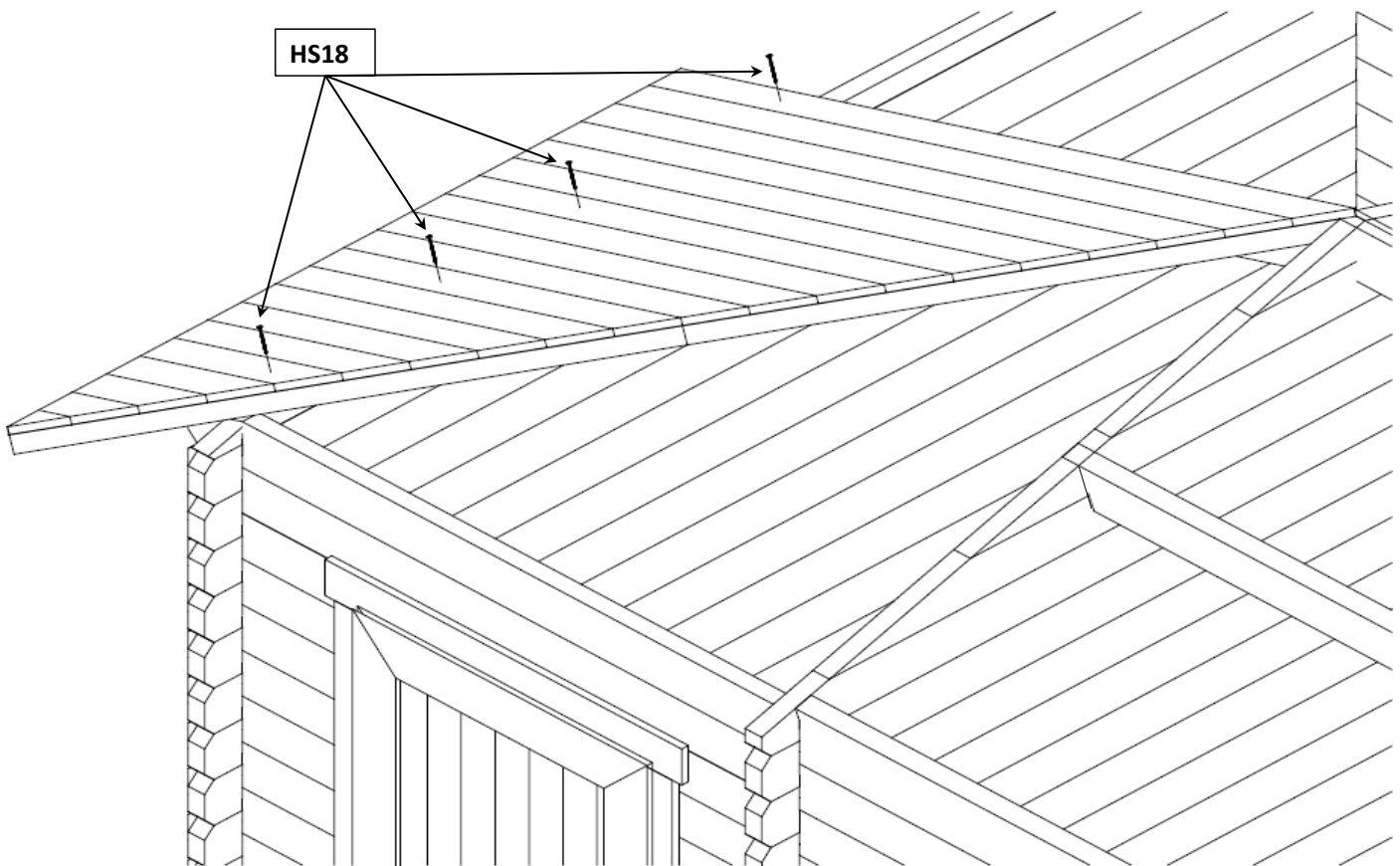
FROM BELOW - VUE DE DESSOUS - ANSICHT VON UNTEN



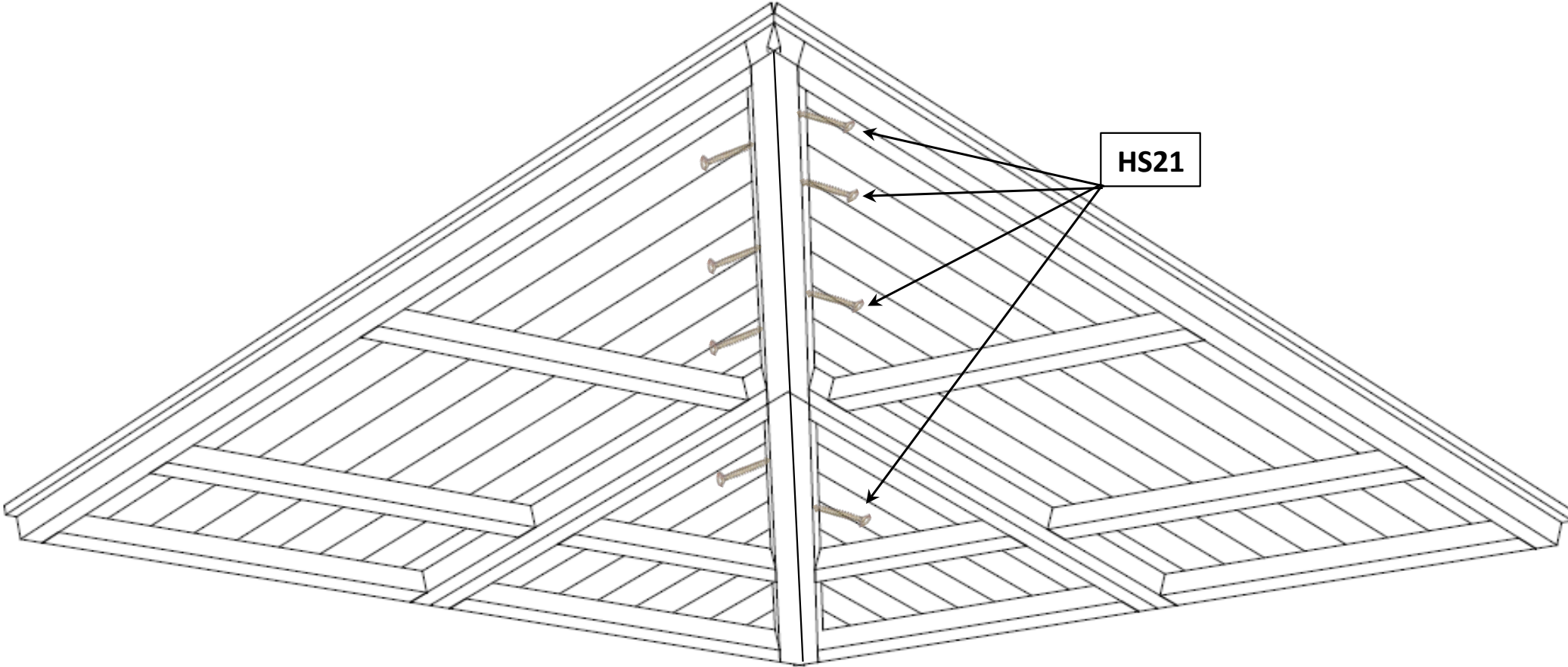
FROM BELOW - VUE DE DESSOUS - ANSICHT VON UNTEN



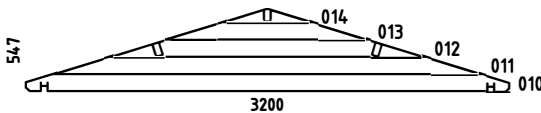










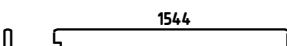












TOP VIEW - ANSICHT VON OBEH - VUE DE DESSUS








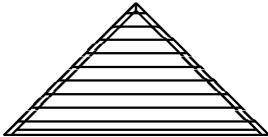
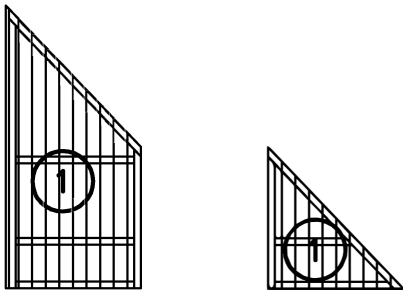
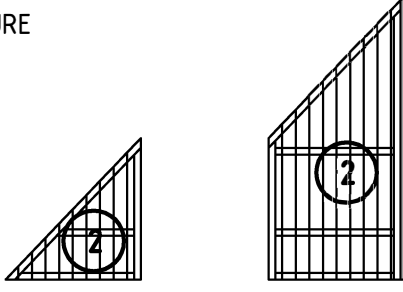


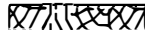



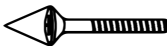















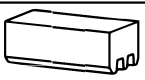




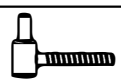




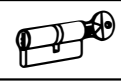
FROM BELOW - VUE DE DESSOUS - ANSICHT VON UNTEN

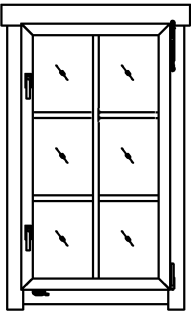
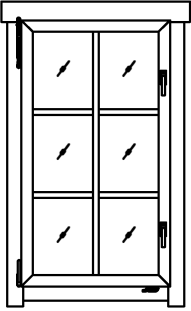
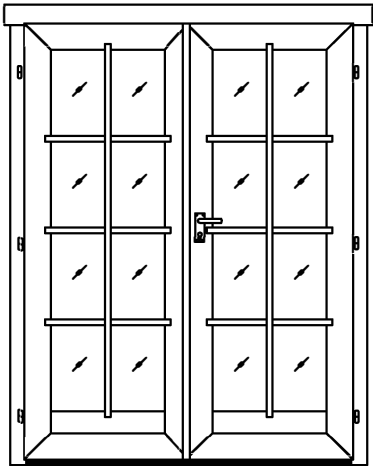
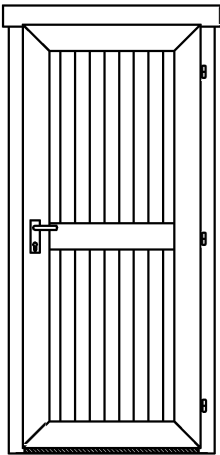


Pos	07.03.2016	Piecelist - Stücklist - Liste des composants	13/17	Q.	P. (mm)	L. (mm)
001				1	44x57	1897
002				6	44x114	1897
003				11	44x114	589
004				11	44x114	589
005				1	44x114	3200
006				2	44x57	1569
007				1	44x57	1569
008				2	44x57	3200
009				36	44x114	3200
015				1	44x57	1569
016				18	44x114	4700
017				1	44x114	4700
018				6	44x114	2114
019				17	44x114	439
020				11	44x114	589
021				11	44x114	806
022				1	44x114	4700
023				1	44x114	4700
024				17	44x114	310
025				1	44x57	310
026				17	44x114	310
027				1	44x57	310
028				1	44x57	2125
029				1	44x57	2125
030				1	44x57	2125

Pos	07.03.2016	Piecelist - Stücklist - Liste des composants	14/17	Q.	P. (mm)	L. (mm)
W2-1				1		
IAR1	FOUNDATION - FUNDAMENT - FONDATION 			1	70x45	4490
IAR2	FOUNDATION - FUNDAMENT - FONDATION 			1	70x45	3137
IAR4	FOUNDATION - FUNDAMENT - FONDATION 			1	70x45	2850
IAR3	FOUNDATION - FUNDAMENT - FONDATION 			1	70x45	2013
IAR8	FOUNDATION - FUNDAMENT - FONDATION 			1	70x45	1567
IAR5	FOUNDATION - FUNDAMENT - FONDATION 			7	45x45	2850
IAR6	FOUNDATION - FUNDAMENT - FONDATION 			1	45x45	2542
IAR7	FOUNDATION - FUNDAMENT - FONDATION 			1	45x45	2054
SR1	RAFTER - DACHSPARREN - CHEVRON 			4	44x140	1845
RV1	WALL FINISHING BOARD - ABSCHLUSSBOHLE - MADRIER SUPÉRIEUR DE FINITION 			2	44x44	1456
PR1	ROOF BEAM - DACHBALKEN - PANNE DE TOIT 			1	44x140	1544
A-PR1	ROOF BEAM - DACHBALKEN - PANNE DE TOIT 			2	44x140	1500
	FLOOR BOARDS - FUSSBODENBRETTER - - LAME DE PLANCHER 			18	90x18	2930
	FLOOR BOARDS - FUSSBODENBRETTER - - LAME DE PLANCHER 			1	90x18	2930
	FLOOR BOARDS - FUSSBODENBRETTER - - LAME DE PLANCHER 			1	90x18	2890
	FLOOR BOARDS - FUSSBODENBRETTER - - LAME DE PLANCHER 			1	90x18	2800
	FLOOR BOARDS - FUSSBODENBRETTER - - LAME DE PLANCHER 			1	90x18	2710
	FLOOR BOARDS - FUSSBODENBRETTER - - LAME DE PLANCHER 			1	90x18	2620
	FLOOR BOARDS - FUSSBODENBRETTER - - LAME DE PLANCHER 			1	90x18	2530
	FLOOR BOARDS - FUSSBODENBRETTER - - LAME DE PLANCHER 			1	90x18	2440
	FLOOR BOARDS - FUSSBODENBRETTER - - LAME DE PLANCHER 			1	90x18	2350
	FLOOR BOARDS - FUSSBODENBRETTER - - LAME DE PLANCHER 			1	90x18	2260
	FLOOR BOARDS - FUSSBODENBRETTER - - LAME DE PLANCHER 			1	90x18	2170

Pos	07.03.2016	Piecelist - Stücklist - Liste des composants	15/17	Q.	P. (mm)	L. (mm)
		FLOOR BOARDS - FUSSBODENBRETTER - - LAME DE PLANCHER		1	90x18	2080
		FLOOR BOARDS - FUSSBODENBRETTER - - LAME DE PLANCHER		1	90x18	1990
		FLOOR BOARDS - FUSSBODENBRETTER - - LAME DE PLANCHER		1	90x18	1900
		FLOOR BOARDS - FUSSBODENBRETTER - - LAME DE PLANCHER		1	90x18	1810
		FLOOR BOARDS - FUSSBODENBRETTER - - LAME DE PLANCHER		1	90x18	1720
		FLOOR BOARDS - FUSSBODENBRETTER - - LAME DE PLANCHER		33	90x18	1430
		ROOF BOARDS - DACHBRETTER - VOLIGES		34	90x18	1868
CS		CEILING SHIELD - ELEMENT - PANNEAU DE TOITURE		1		
EL		ROOF SHIELD - ELEMENT - PANNEAU DE TOITURE		4		
EL		ROOF SHIELD - ELEMENT - PANNEAU DE TOITURE		4		
		FLOOR FILLET-FUSSBODENLEISTE - CORNIERE DE FINITION DU PLANCHER			18x18	19.59
TB1		EAVES BOARD - TRAUFBRETT - BANDEAU DE TOIT		4	18x90	2587
TB2		EAVES BOARD - TRAUFBRETT - BANDEAU DE TOIT		2	18x90	3674
DRV-1		ROOF EDGE REINFORCEMENT - DACHRANDVERSTÄRKUNG - CORNIERE DE RENFORT DE BORD DE TOIT		2	44x44	1478
KFS-1		STORM PROTECTION - STURMLEISTE - - LATTE ANTI-TEMPETE		5	22x45	2500
FS1		WINDOW HANDLE FITTINGS - FENSTERGRIFF - POIGNÉE D'OUVERTURE DE FENETRE		4		
FSP		BOLT FOR WINDOW HANDLE FITTINGS - BOLZEN FÜR FENSTERGRIFF BESCHLAG - BOULON POUR POIGNÉE D'OUVERTURE DE FENETRE		8		

Pos	07.03.2016	Piecelist - Stücklist - Liste des composants	16/17	Q.	P. (mm)	L. (mm)
HS13	SCREW FOR TRIANGULAR FIXING - MONTAGENSCHRAUBE FÜR DREIECKIGE - - VIS D'ASSEMBLAGE POUR TRIANGLE			10	4x60	
HS18	SCREW FOR ROOF BEAMS - SCHRAUBEN FÜR DACHBALKEN - VIS POUR PANNE DE TOIT			9	5x120	
HS16	SCREW FOR 1. WALL BEAM - SCHRAUBE FÜR 1. BOHLENREIHE - VIS DE FIXATION DES FONDATIONS			10	5x90	
HS1	SCREW FOR GEORGIAN BARS - SCHRAUBE FÜR SPROSSEN - VIS DE BARRES GEORGIANNE			28	2.5x20	
HS4	SCREW FOR DOOR FILLET - SCHRAUBE ZUR BEFESTIGUNG TÜRLEISTE - VIS D'ASSEMBLAGE DU CADRE DE PORTE			5	3x30	
HS12	SCREW FOR EAVES BOARDS - SCHRAUBEN FÜR TRAUFBRETTEN - VIS DE FIXATION POUR BANDEAU DE TOIT			40	4x40	
HS18	SCREW FOR FUNDAMENT - SCHRAUBEN ZUR BEFESTIGUNG FUNDAMENT - VIS POUR FONDATION			22	5x120	
HS18	SCREW FOR SHIELD - SCHRAUBEN ZUR ELEMENT VIS POUR DE PANNEAU DE TOITURE			48	5x120	
HS16	SCREW FOR FUNDAMENT - SCHRAUBEN ZUR BEFESTIGUNG FUNDAMENT - VIS POUR FONDATION			2	5x90	
HS16	SCREW FOR DOOR JAMB - SCHRAUBE FÜR TÜRRAHMEN - VIS DE FIXATION POUR MONTANT DE PORTE			4	5x90	
HS21	SCREW FOR SHIELD - SCHRAUBEN ZUR ELEMENT VIS POUR DE PANNEAU DE TOITURE			120	6x80	
NF2	ZN NAIL FOR FLOOR FILLET - ZN NÄGEL FÜR FUSSBODENLEISTE - POINTE POUR CORNIERE DE FINITION DU PLANCHER			39	1.4x40	
TL5	SET OF DOOR LOCK COVERS - SCHLOSSBLENDEN - SET DE GARNITURES DE SERRURE DE PORTE			2		
SH44	HAMMER BLOCK - SCHLAGHOLZ - CALLE DE FRAPPE			1		
HS25	SCREW FOR DOORSTEP - SCHRAUBEN FÜR SWELLE - VIS DE FIXATION DU SEUIL DE PORTE			5	4.5x65	
SFS	NUT FOR STORM PROTECTION - SCHRAUBENMUTTER FÜR STURMLEISTE - ÉCROU POUR LAME ANTI-TEMPETE			10	D8	
NF4	ZN NAIL FOR ROOF - ZN NÄGEL FÜR DACHBRETTEN - POINTES DE FIXATIONS DES VOLIGES DE TOIT			120	2x50	
NF4	ZN NAIL FOR FLOOR - ZN NÄGEL FÜR FUSSBODENBRETTEN - CLOUS POUR PLANCHER			361	2x50	
	MALE BOLT HINGE FOR DOOR - TÜRRIEGEL - PARTIE MALE DE CHARNIERE DE PORTE			6	16/52	
HS13	SCREW FOR ROOF EDGE REINFORCEMENT - SCHRAUBEN FÜR DACHRANDVERSTÄRKUNG - VIS POUR RENFORT DE BORD DE TOIT			8	4x60	
BFS	BOLT FOR STORM PROTECTION - BOLZEN FÜR STURMLEISTE - VIS POUR LAME ANTI-TEMPETE			10	8x80	
DFS	WASHER FOR STORM PROTECTION - DICHTSCHEIBE FÜR STURMLEISTE - RONDELLE POUR LAME ANTI-TEMPETE			10	D8	
TL4	DOOR HANDLE FITTINGS - TÜRGRIF - SET DE GARNITURES DE SERRURE DE PORTE			2		
	CYLINDER LOCK - ZYLINDERSCHLOSS - CYLINDRE DE SERRURE			2	30/35	

Pos	07.03.2016 Piecelist - Stücklist - Liste des composants 17/17	Q.	P. (mm)	L. (mm)
	WINDOW - FENSTER - FENETRE 710x1224 SGC AK.1.106.SSP 	1		
	WINDOW - FENSTER - FENETRE 710x1224 SGC AK.1.106.SSV 	1		
	DOOR - TÜR - PORTE 1494x1957 SGC TUK.1.108.SVP.MMb 	1		
	DOOR - TÜR - PORTE 835x1900 SGC UL.2.100.IVP.MMd 	1		