

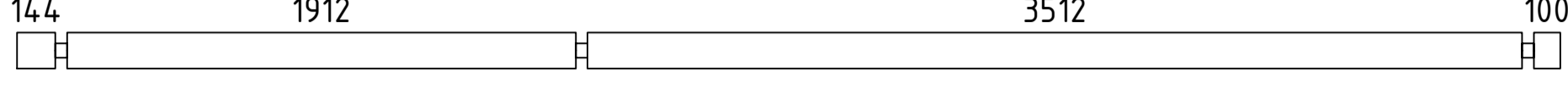
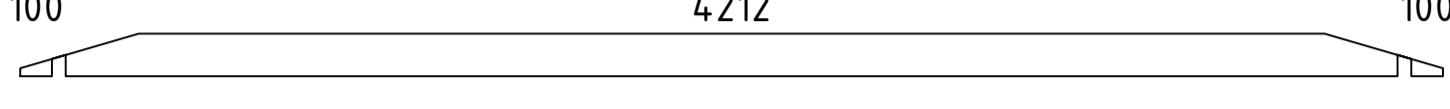
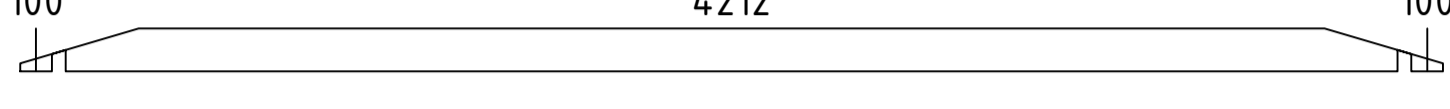















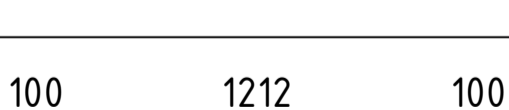


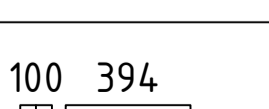
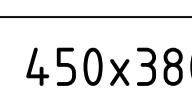

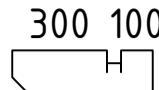
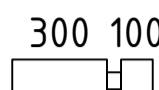

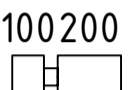
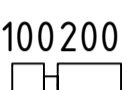








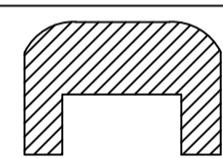

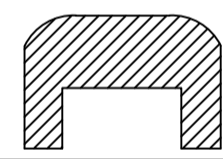

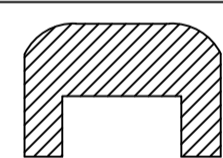

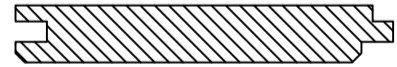

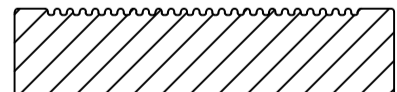
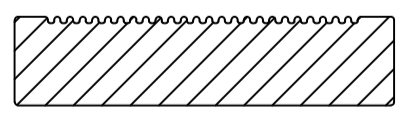
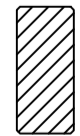
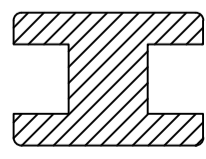
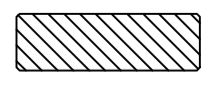
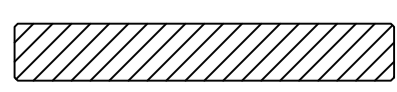
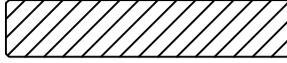

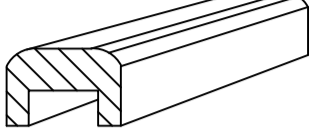
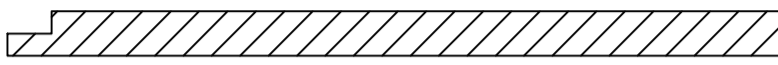
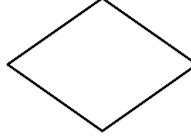
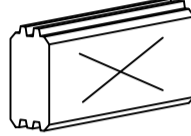
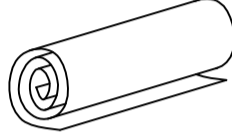
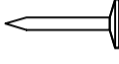

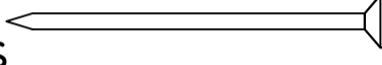

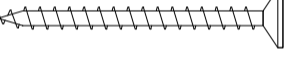
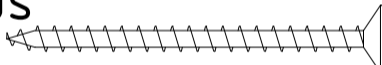
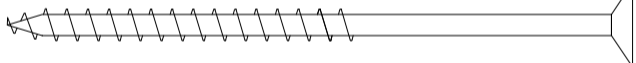
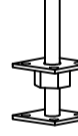
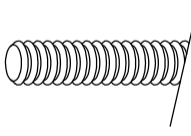
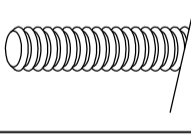

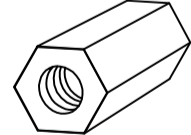


Pos	Teileliste/Specification Henry 450x380+Terr_44	Stck. Pcs.	Profil Profile (mm)	Länge Length (mm)
001		1	44x135	5800
002		1	44x135	5800
003		1	44x135	5800
004		1	44x135	4500
005		2	44x135	4500
006		1	44x135	4500
007		15	44x135	4500
008		1	44x68	4500
009		1	44x135	3800
010		19	44x135	3800
011		3	44x135	3750
012		1	44x135	3470
013		3	44x135	2827
014		2	44x135	1950
015		6	44x135	1950
016		3	44x135	1904
017		2	44x68	1508
018		2	44x135	1508
019		2	44x68	1500
020		2	44x135	1500
021		4	44x135	1500
022		2	44x68	1500
023		17	44x135	1470
024		2	44x135	744
025		26	44x135	538

Pos	Teileliste/Specification Henry 450x380+Terr_44			Stck. Pcs.	Profil Profile (mm)	Länge Length (mm)
026				6	44x135	467
027				2	44x135	444
028				18	44x135	444
029				26	44x135	394
030				2	44x135	344
031				12	44x135	344
032				12	44x135	300
FH4	FUNDAMENTHOLZ (imprägniert) - FOUNDATION BEAM (impregnated) 			4	65x44	4280
FH5	FUNDAMENTHOLZ (imprägniert) - FOUNDATION BEAM (impregnated) 			7	65x44	4150
FH2	FUNDAMENTHOLZ (imprägniert) - FOUNDATION BEAM (impregnated) 			2	65x44	3450
FH1	FUNDAMENTHOLZ (imprägniert) - FOUNDATION BEAM (impregnated) 			2	65x44	1870
FH6	FUNDAMENTHOLZ (imprägniert) - FOUNDATION BEAM (impregnated) 			1	65x44	1485
FH3	FUNDAMENTHOLZ (imprägniert) - FOUNDATION BEAM (impregnated) 			2	65x44	580
HL1	HANDLAUF - HANDRAIL 		✓	2	145x44	2030
HL3	HANDLAUF - HANDRAIL 		✓	2	145x44	1530
HL2	HANDLAUF - HANDRAIL 		✓	2	145x44	344
DB1	DACHBALKE - ROOF BEAM 			5	58x170	5800
	DACHBRETTER - ROOF BOARDS 			104+1	113x18	2500
	FUSSBODENBRETTER - FLOOR BOARDS 			38+1	113x18	3505
	TERRASSENBRETTER (imprägniert) - TERRACE BOARDS (impregnated) 			13+1	120x28	1985
	TERRASSENBRETTER (imprägniert) - TERRACE BOARDS (impregnated) 			21	120x28	1950
	FUSSBODENLEISTE - FLOOR STRIPS 			✓	18x40	16.0lfm
A44-1	ADAPTER 120x82 			2	120x82	945
G5-1	GIEBELDECKLEISTE - GABLE COVER STRIPS 58X18 			✓	58x18	2580
G1-1	GIEBELBRETTER - GABLE BOARDS 120X18  16.3°			✓	120x18	2580
Kood	Henry 450x380+Terr_44	Materjal	File		Leht	2/3

Pos	Teileliste/Specification Henry 450x380+Terr_44		Stck. Pcs.	Profil Profile (mm)	Länge Length (mm)
T2-1	TRAUFENBRETTER - EAVES BOARDS 90X18		2	90x18	5800
T4-1	TRAUFENLEISTE - EAVES STRIPS 40x18	 ✓		40x18	12.0lfm
UP-1	U-Profil - U-Profile 65x44		4	65x44	945
SP2-1	STÜTZPFOSTE - SUPPORT POST 90x90	 ✓	2	90x90	1890
GS	GIEBELSEGMENT - GABLE DIAMOND		2		
SH	SCHLAGHÖLZER - MOUNTING PIECES		3		
	DACHPAPPE - ROOFING FELT	 ✓		5.8x6st 34.8m2	
NG3	DACHPAPPNÄGEL - ROOFING NAILS 2.0x18		580		
NG1	NÄGEL - NAILS 2.5x50	Dachbretter - Roof boards Fussbodenbretter - Floor boards	 1364		
NG2	NÄGEL - NAILS 2.5x60	Terrassenbretter - Terrace boards	 272		
SR01	SCHRAUBEN - SCREWS 3.0x30	Fussbodenleiste - Floor strips Traufenleiste - Eaves strips 40x18	 56		
SR03	SCHRAUBEN - SCREWS 3.5x45	Giebelbretter - Gable boards Giebeldeckleiste - Gable cover strips Giebelsegment - Gable diamond Traufenbretter - Eaves boards 90x18 Türleisten - Door/Window strips Handlauf - Handrail U-profil - U-profile	 190		
SR05	SCHRAUBEN - SCREWS 4.0x60	Wasserleisten - Rain strips	 13		
SR11	SCHRAUBEN - SCREWS 5.0x100	Fundamenthölzer - Foundation beams	 72		
VP2	Verstellbare Pfostenstütze - Adjustable post support M16		2		
KL1	Gewindestange - Threaded Rod M8		4		2000
KL2	Gewindestange - Threaded Rod M8		4		258
	Mutter - nut M8 U-Scheibe - washer Ø25		8		
	Befestigungsmutter - fixing nut M8		4		
	FENSTER/WINDOW 515x1790		2	A68-10F 10R	
	FENSTER/WINDOW 800x1140		1	A68-3	
	TÜR/DOOR 1425x1955		1	TU4-GH+ 10R DIN rechts	
	✓ - Bitte selber anpassen (falls nötig)! / Cut into length on site (if needed)!				
Kood	Henry 450x380+Terr_44	Materjal	File		Leht 3/3

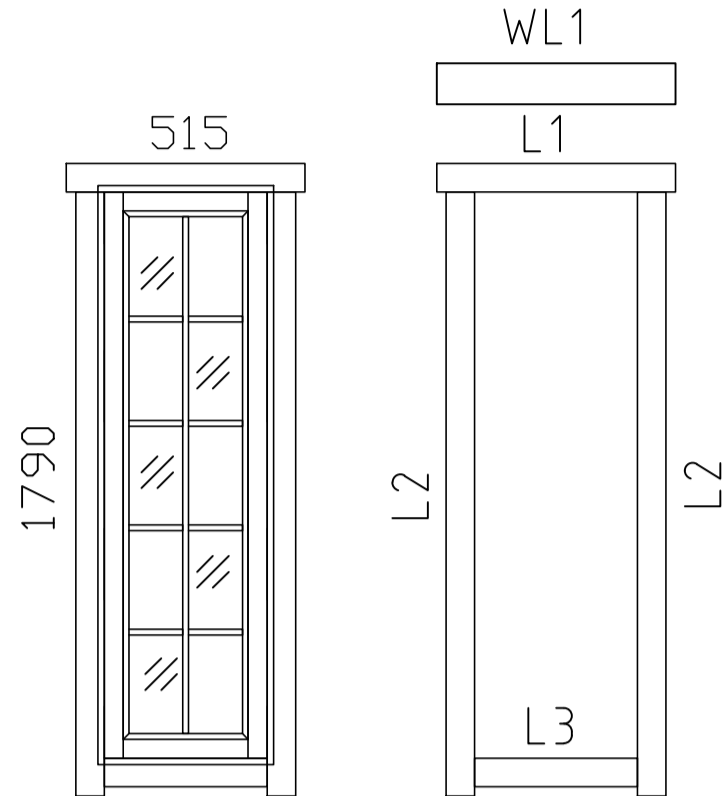
# Spezifikation für Fenster und Türen Specification for Windows and Doors

Henry 450x380+Terr\_44

FENSTER/WINDOW 515x1790

2 pcs

A68-10F 10R



Die Leisten für eine Fenster/  
Strips for 1 Window

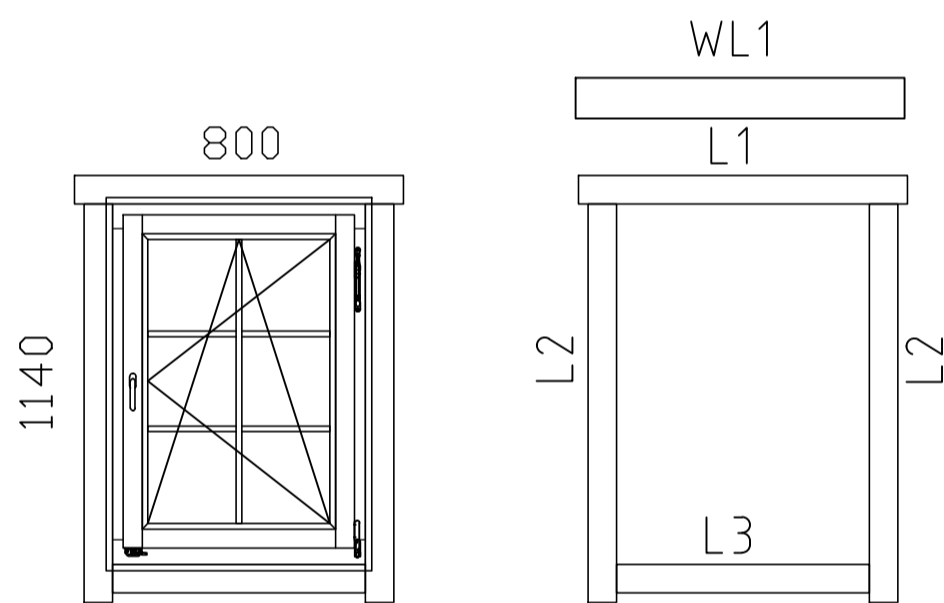
L1 18x90 L=755mm 2 Stck/Pcs.  
L2 18x90 L=1910mm 4 Stck/Pcs.  
L3 18x90 L=515mm 2 Stck/Pcs. ✓

WL1 36x129 L=755mm 1 Stck/Pcs.

FENSTER/WINDOW 800x1140

1 pcs

A68-3



Die Leisten für eine Fenster/  
Strips for 1 Window

L1 18x90 L=1040mm 2 Stck/Pcs.  
L2 18x90 L=1260mm 4 Stck/Pcs.  
L3 18x90 L=800mm 2 Stck/Pcs. ✓

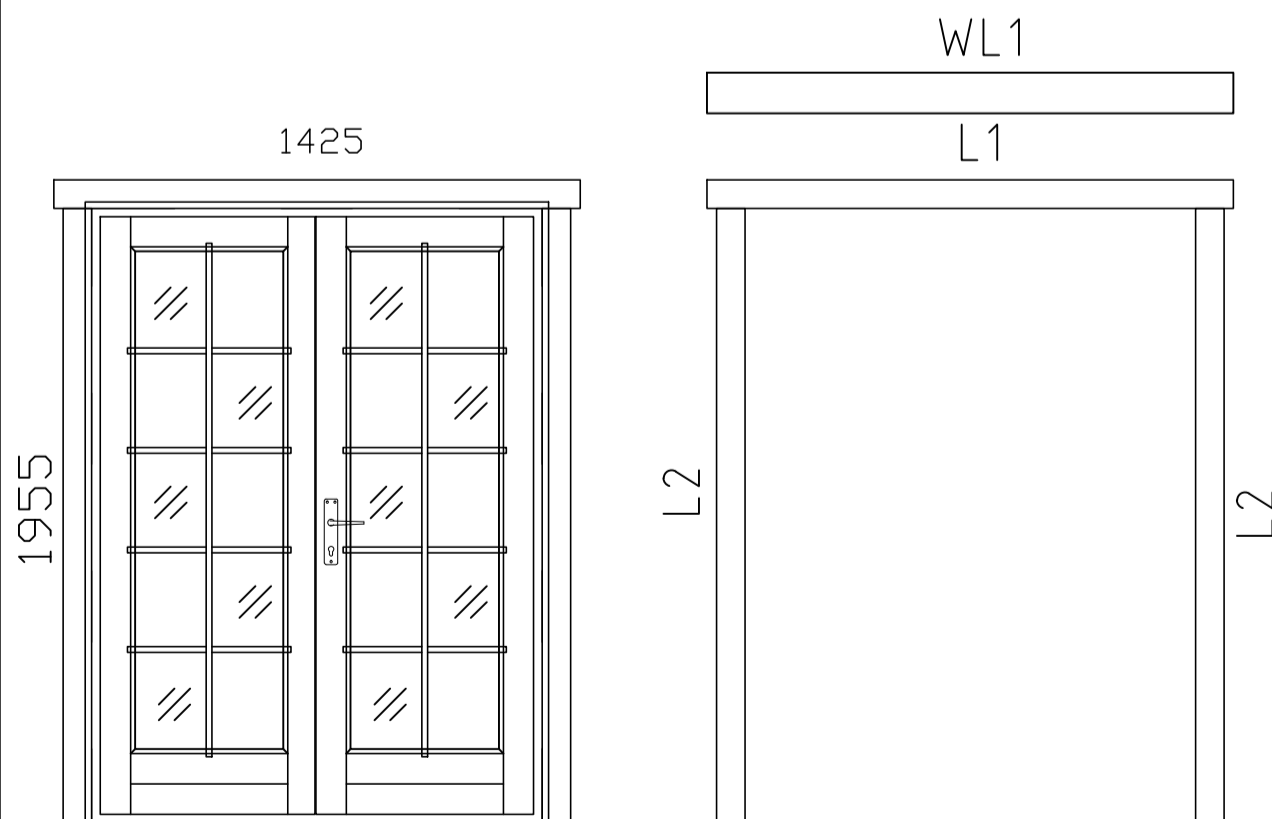
WL1 36x129 L=1040mm 1 Stck/Pcs.

TÜR/DOOR 1425x1955

1 pcs

TU4-GH+ 10R

DIN rechts



Die Leisten für eine Tür/  
Strips for 1 Door

L1 18x90 L=1665mm 2 Stck/Pcs.  
L2 18x90 L=1955mm 4 Stck/Pcs.

WL1 36x129 L=1665mm 1 Stck/Pcs.



-Bitte selber anpassen (falls nötig)! / Cut into length on site (if needed)!