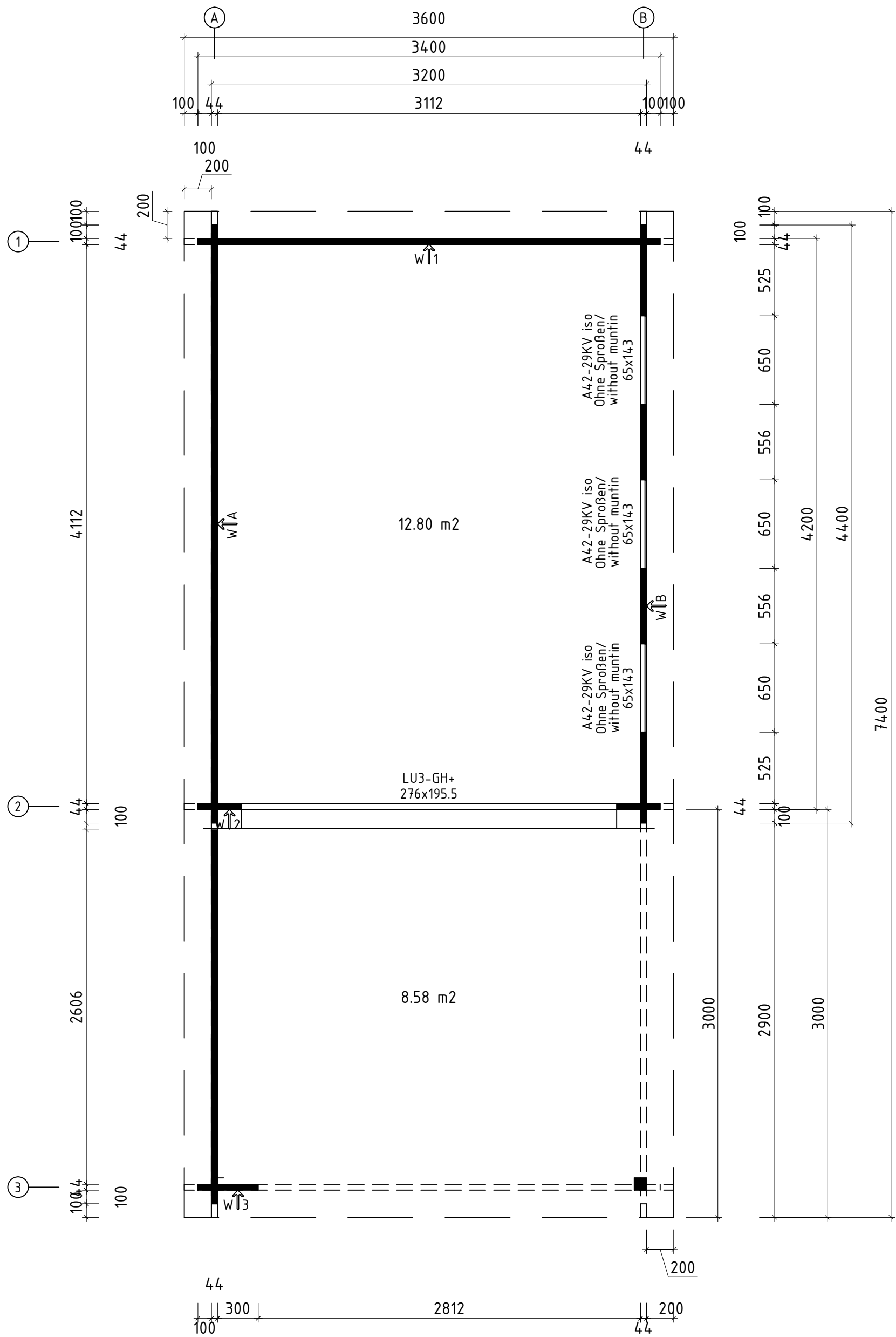
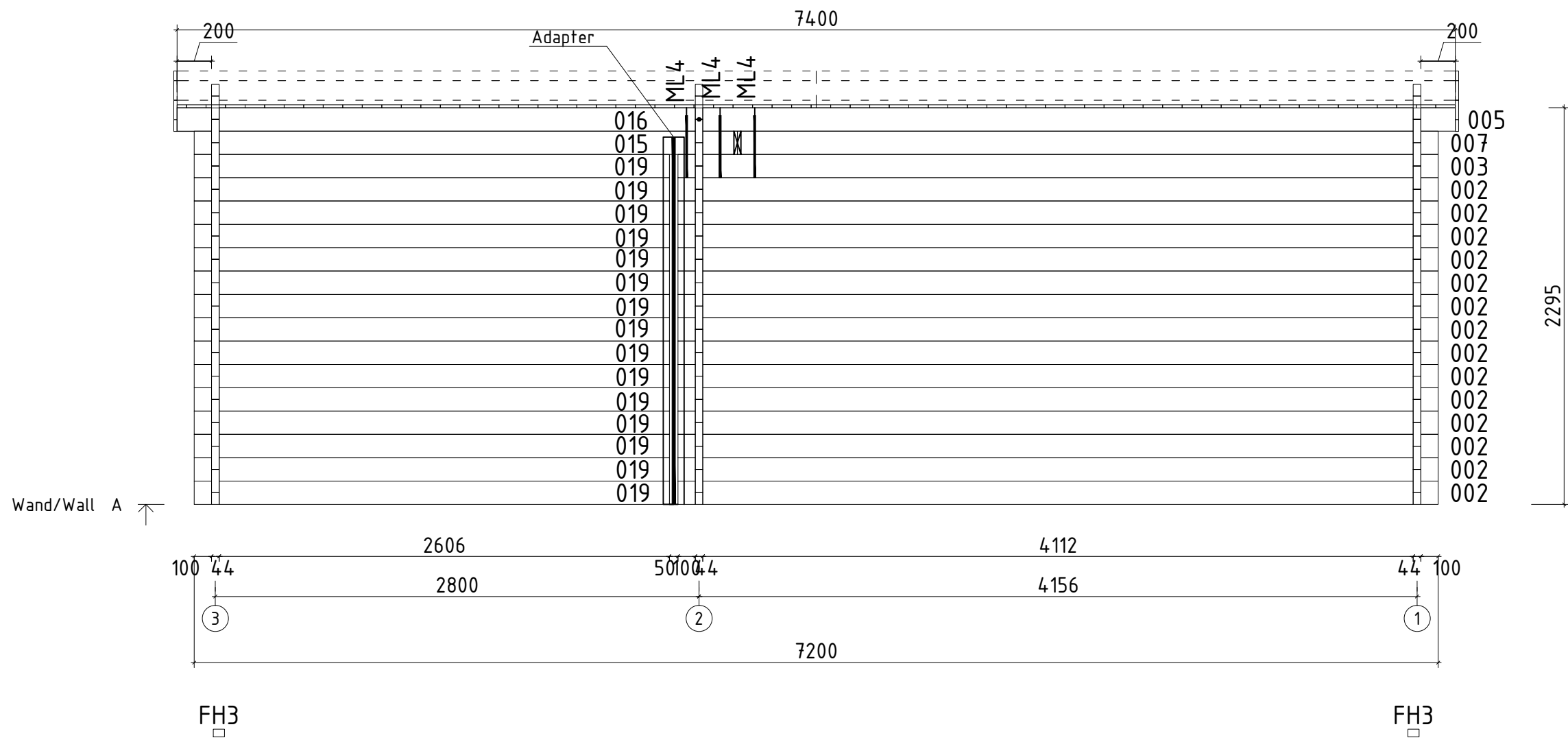


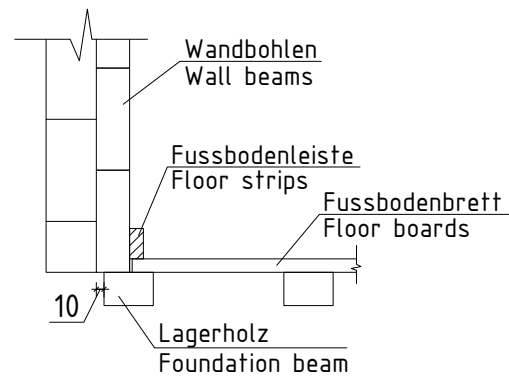
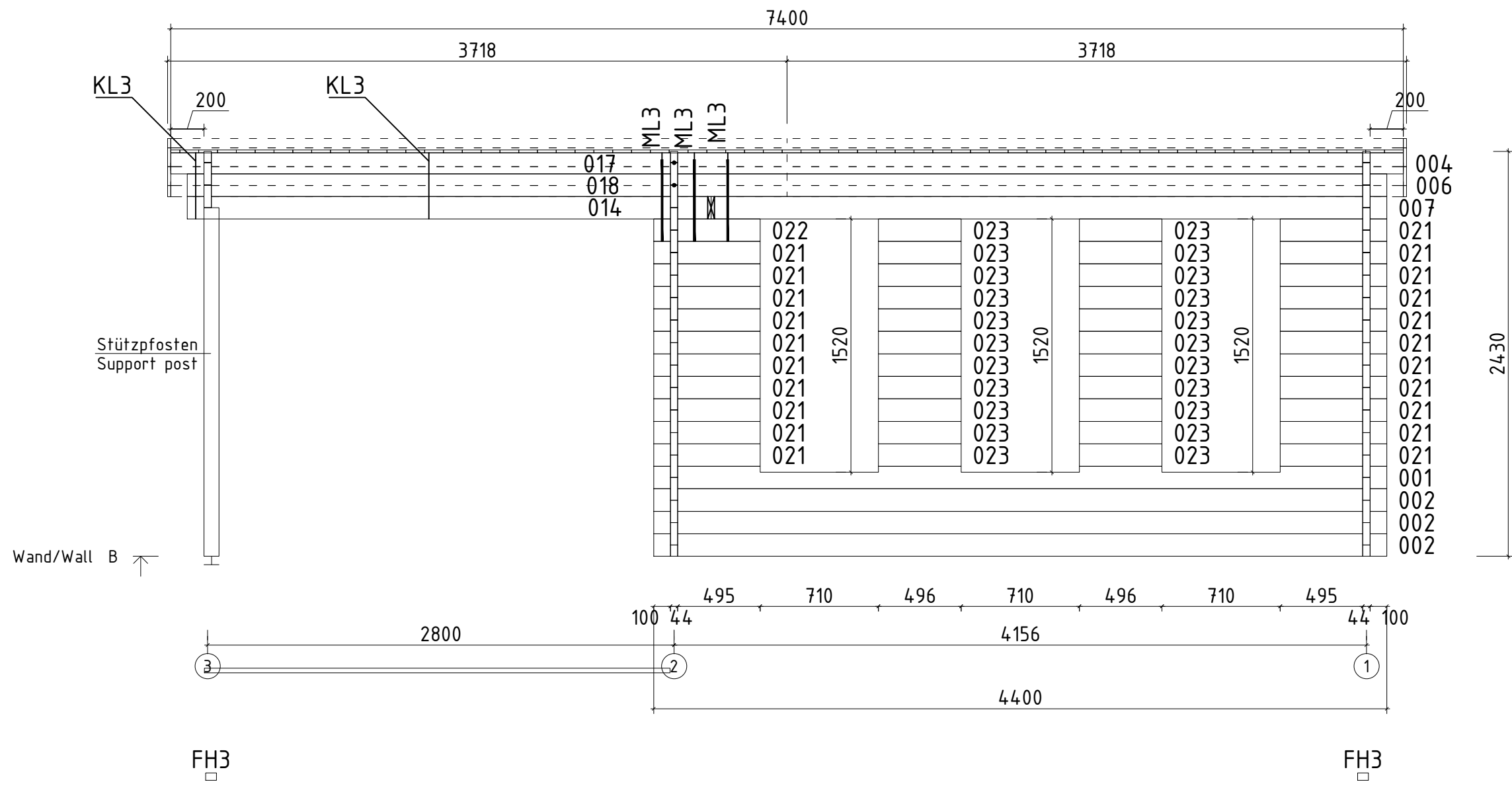
Name	Jacob E 340x440+VD+Terr_44		
Zeichnung/Drawing	3D		
Blatt/Sheet	Profil/Profile	4.4x13.5	Datum/Date 29.08.2016



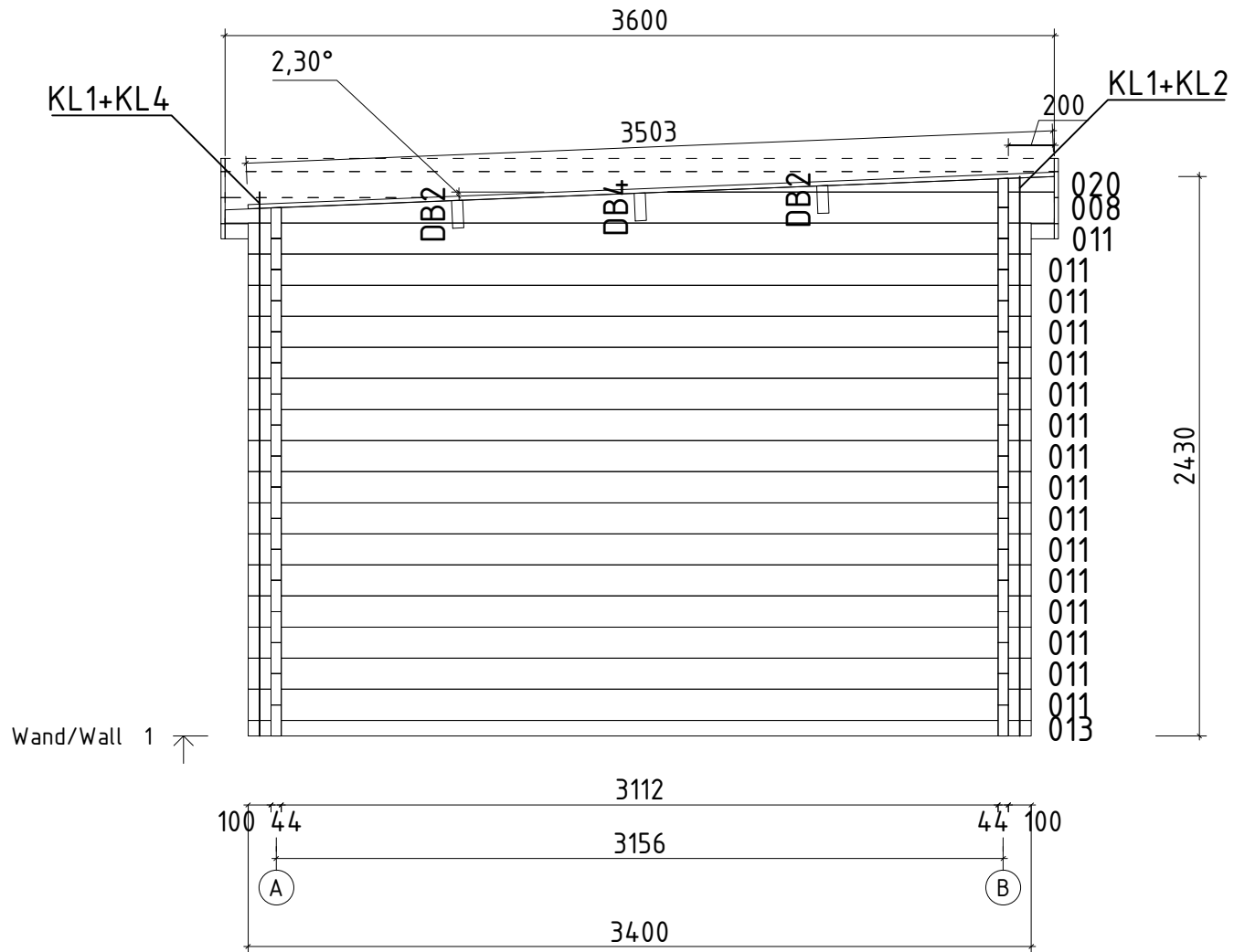
Name		Jacob E 340x440+VD+Terr_44	
Zeichnung/Drawing		Grundplan Plan	
Blatt/Sheet	Profil/Profile	4.4x13.5	Datum/Date 29.08.2016



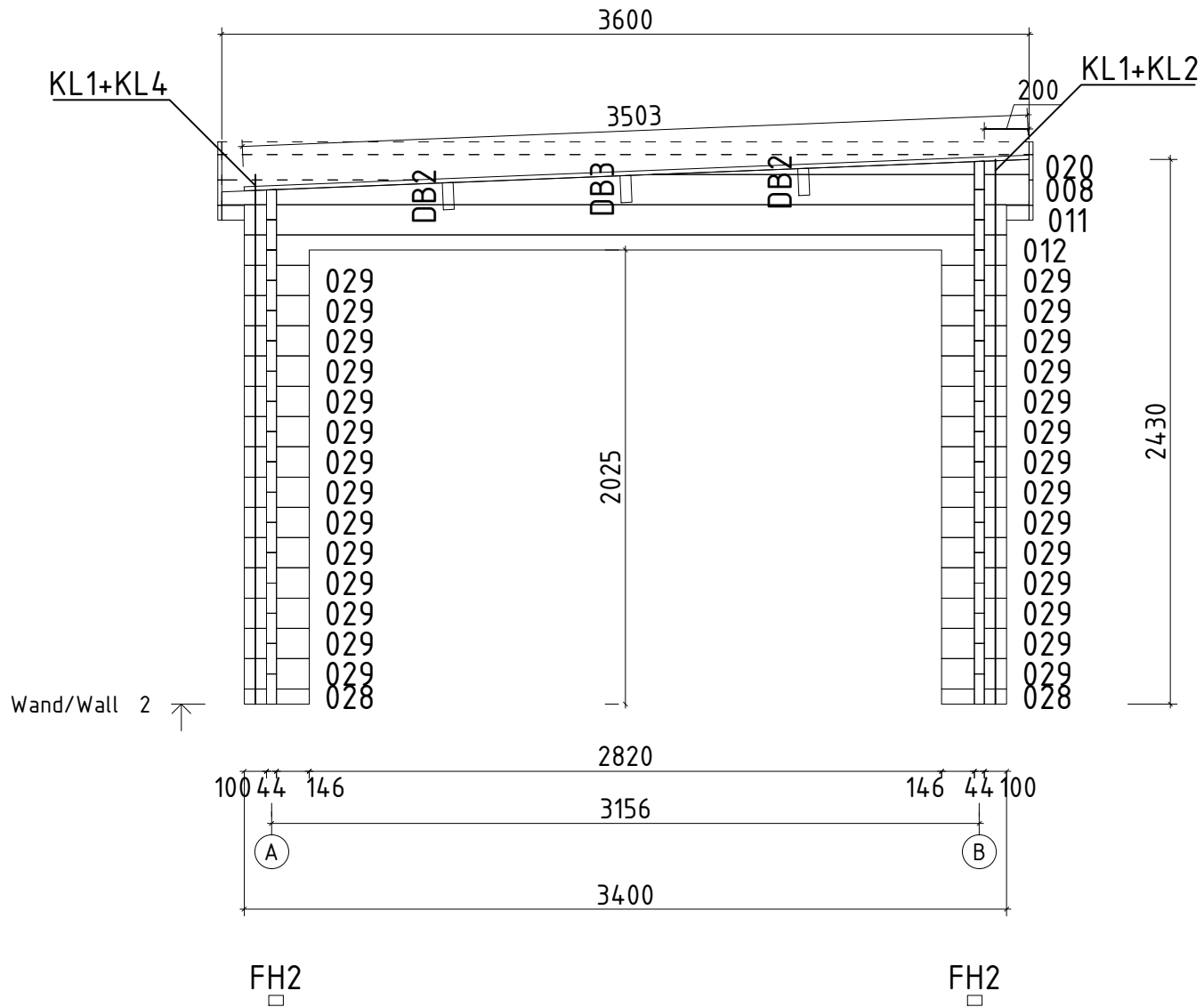
Name	Jacob E 340x440+VD+Terr_44		
Zeichnung/Drawing	WAND/WALL A		
Blatt/Sheet	2	Profil/Profile	4.4x13.5
		Datum/Date	28.06.2017



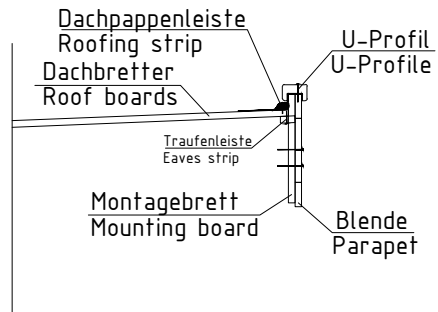
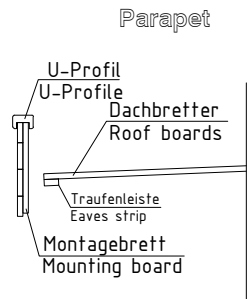
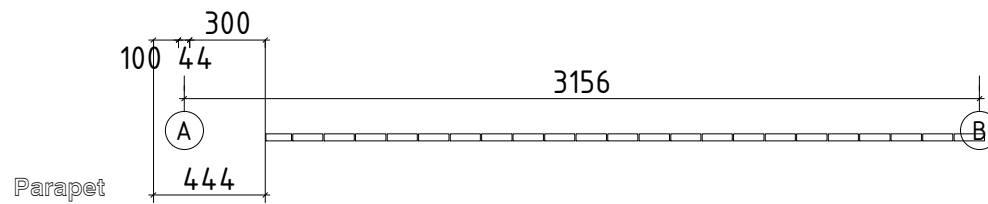
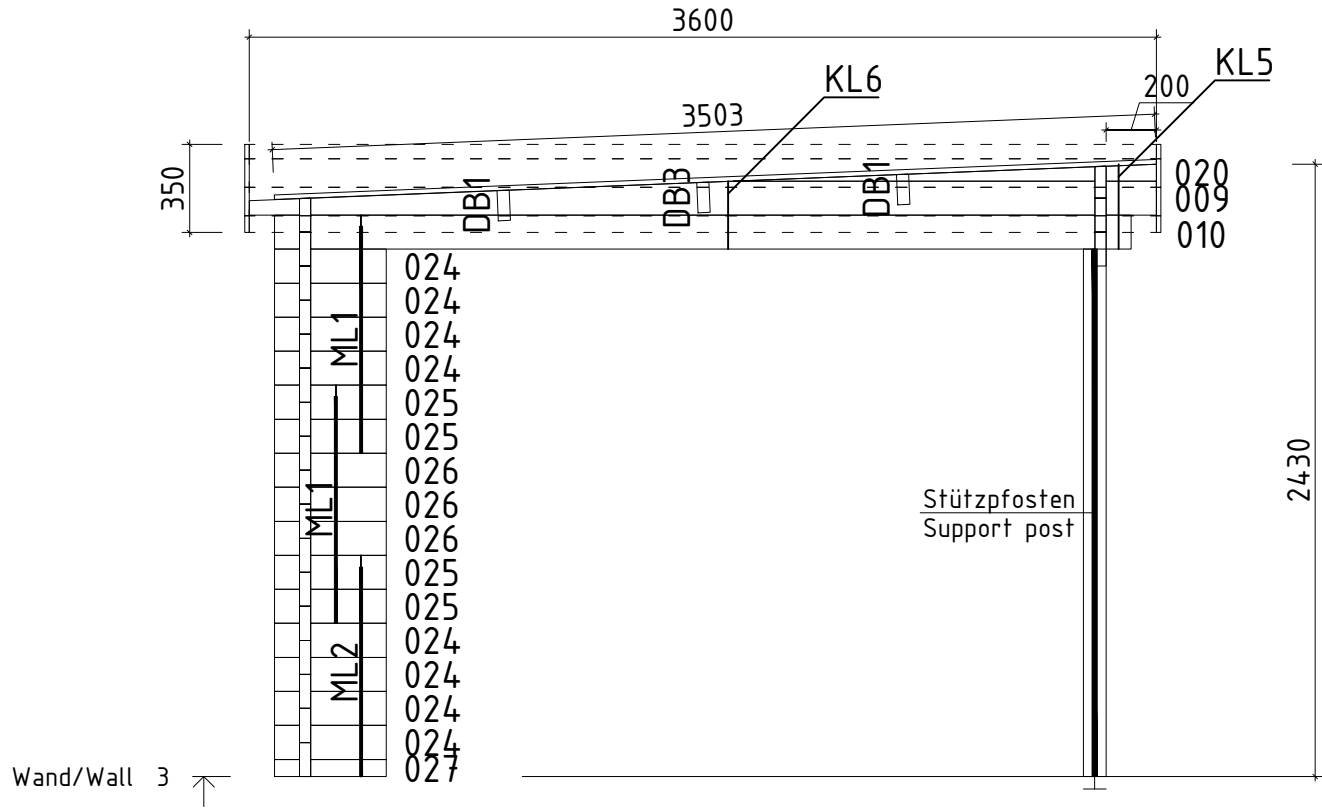
Name	Jacob E 340x440+VD+Terr_44		
Zeichnung/Drawing	WAND/WALL B		
Blatt/Sheet	3	Profil/Profile	4.4x13.5
		Datum/Date	28.06.2017



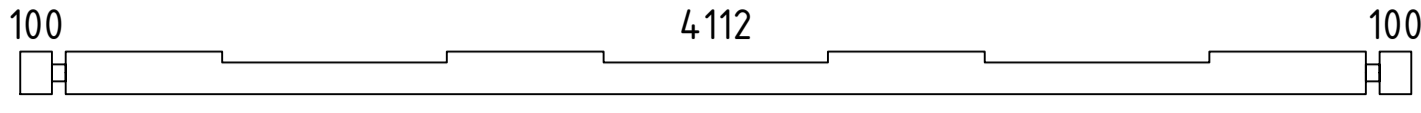
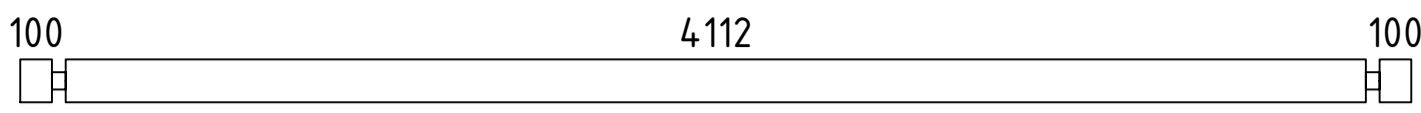
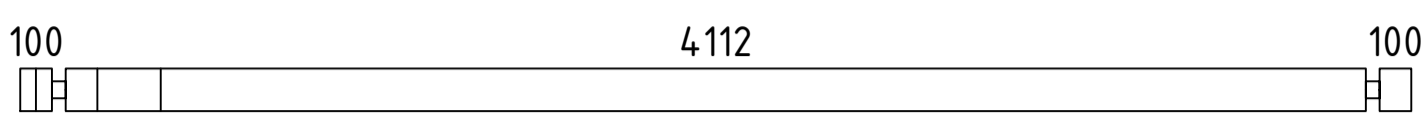
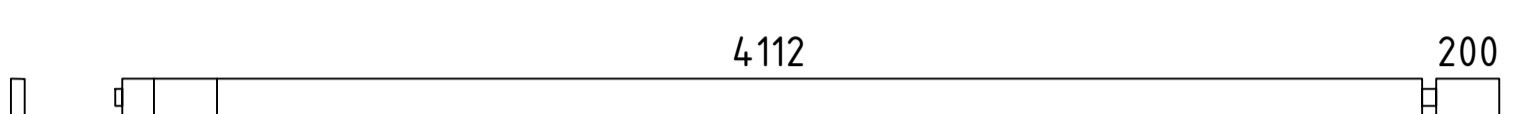
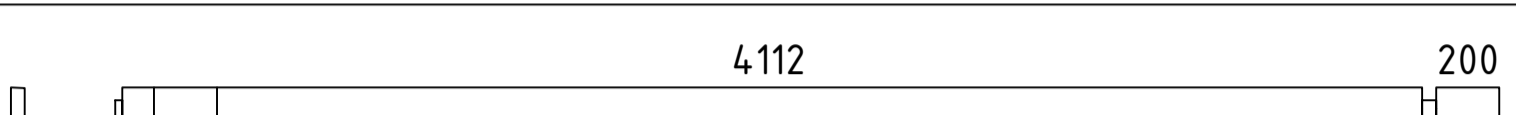
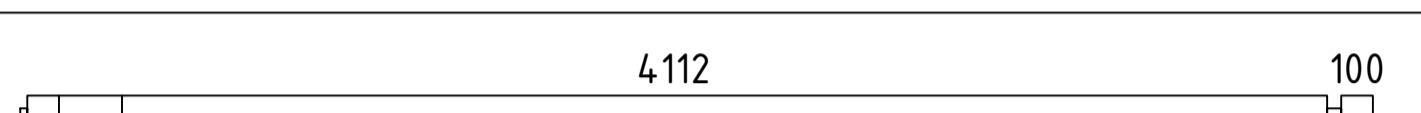
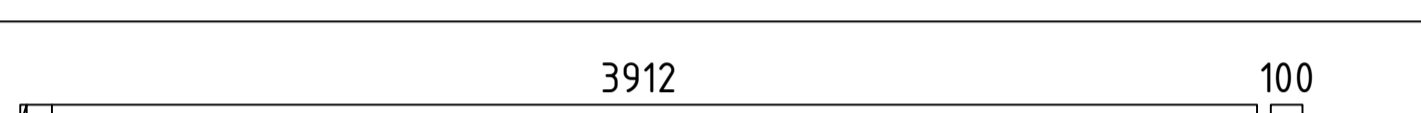


















Name				Jacob E 340x440+VD+Terr_44	
Zeichnung/Drawing				WAND/WALL 1	
Blatt/Sheet	4	Profil/Profile	4.4x13.5	Datum/Date	28.06.2017

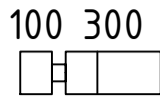
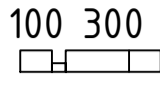
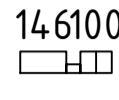
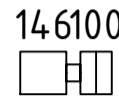




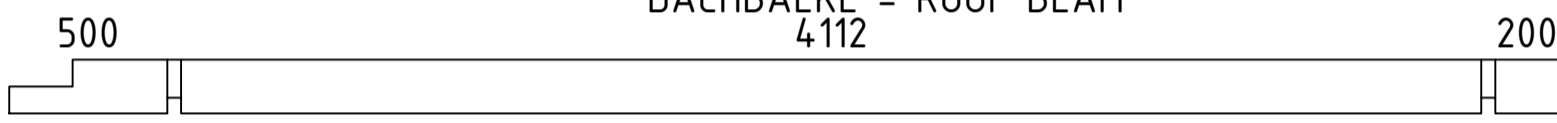
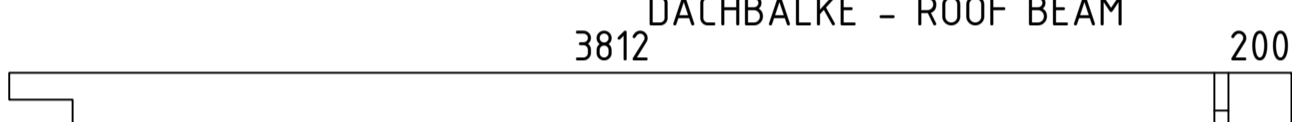
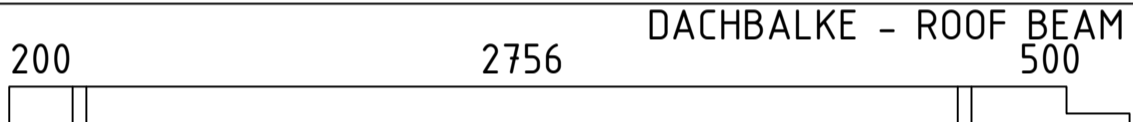
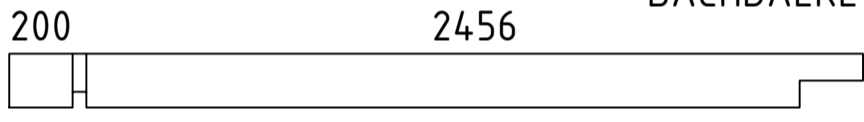
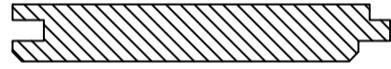

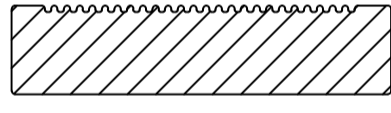
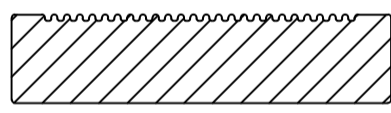
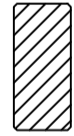
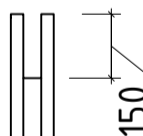
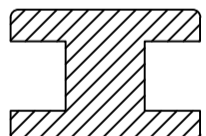

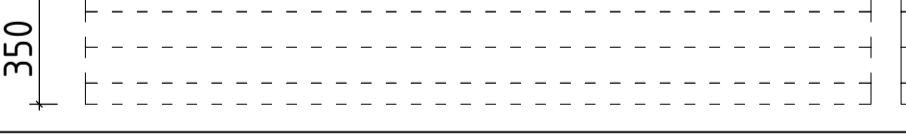
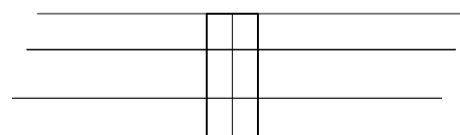
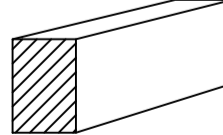
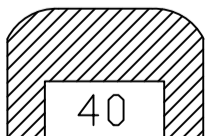




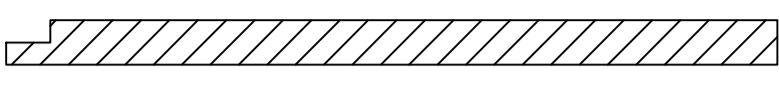

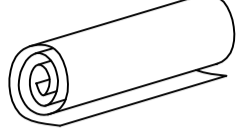
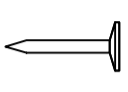

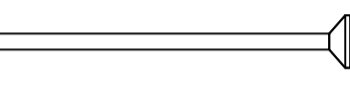
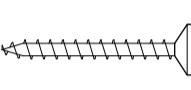
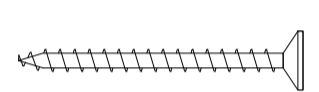
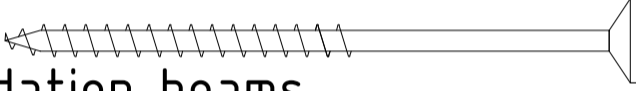
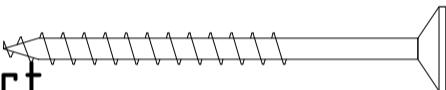
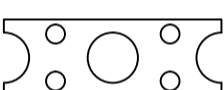
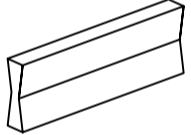
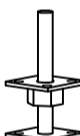




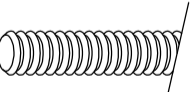
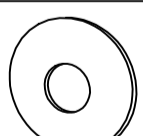
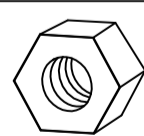

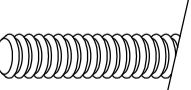
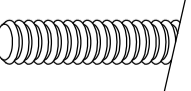
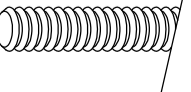
Name				Jacob E 340x440+VD+Terr_44	
Zeichnung/Drawing				WAND/WALL 2	
Blatt/Sheet	5	Profil/Profile	4.4x13.5	Datum/Date	28.06.2017

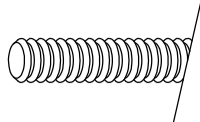
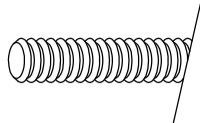

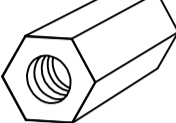
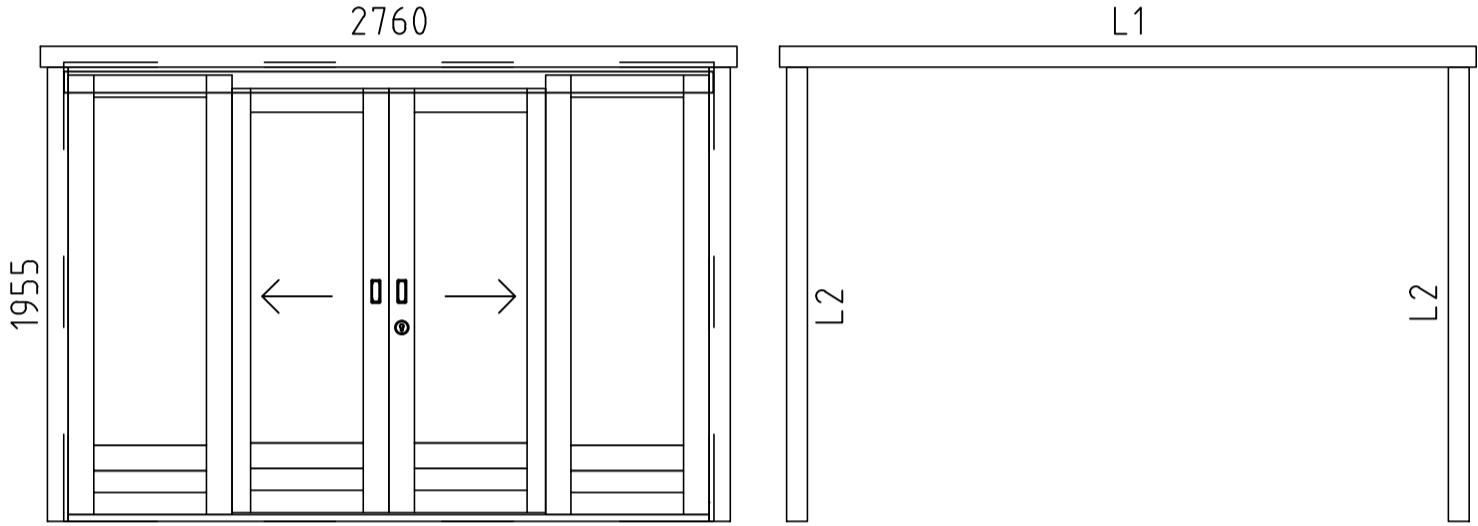
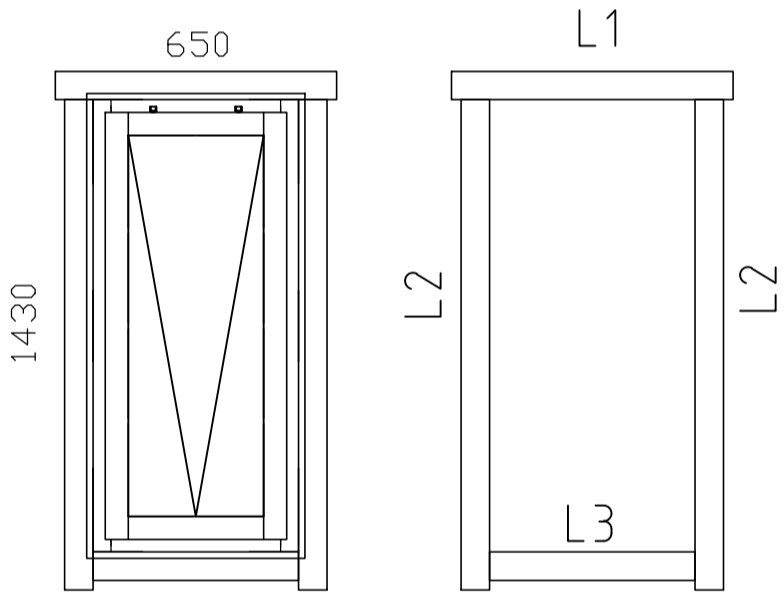


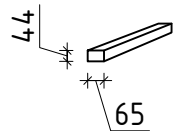
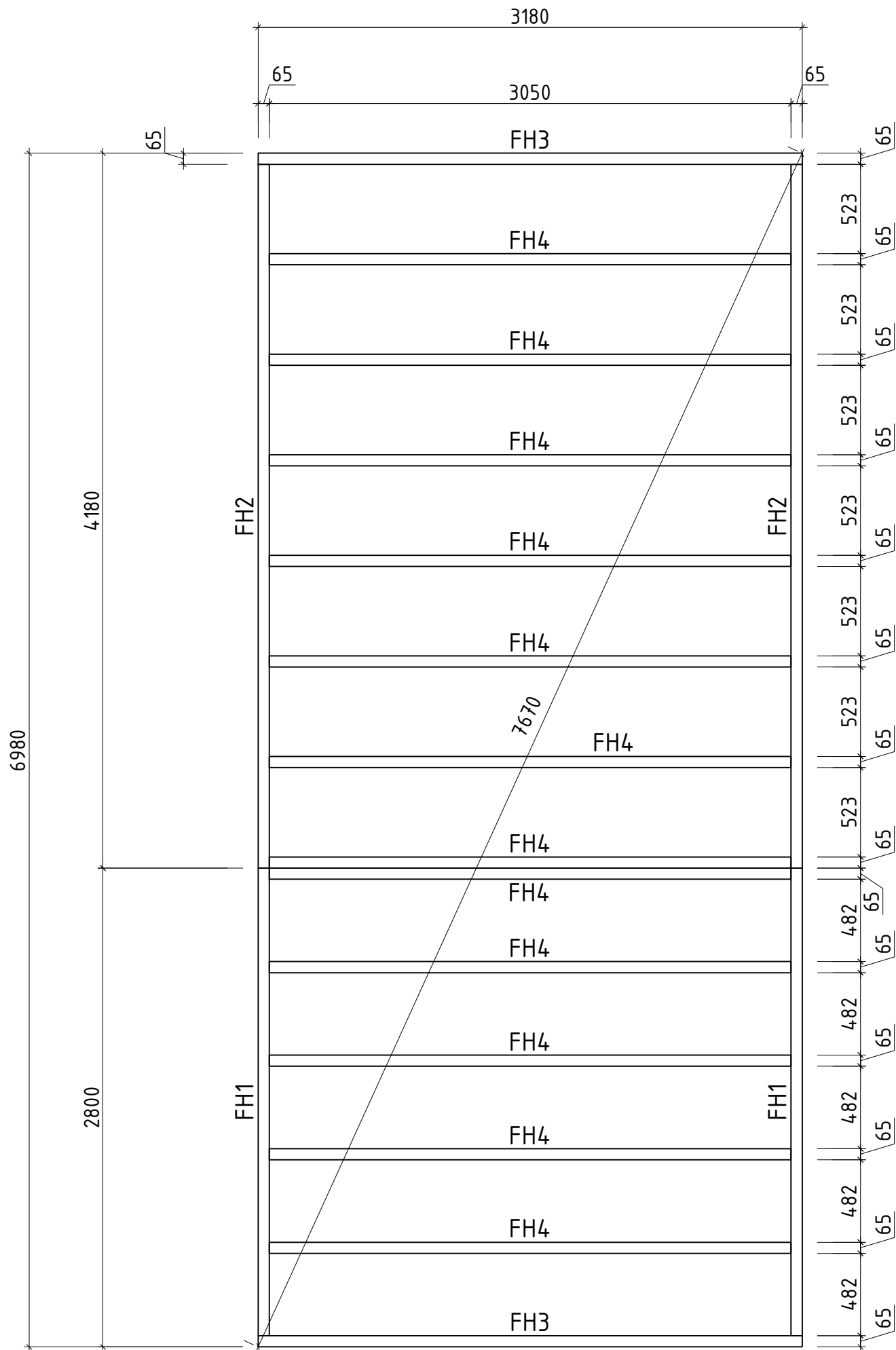
Name		Jacob E 340x440+VD+Terr_44	
Zeichnung/Drawing		WAND/WALL 3	
Blatt/Sheet	6	Profil/Profile	4.4x13.5
		Datum/Date	28.06.2017

Pos	Teileliste/Specification Jacob E 340x440+VD+Terr_44	Stck. Pcs.	Profil Profile (mm)	Länge Length (mm)
001		1	44x135	4400
002		17	44x135	4400
003		1	44x135	4400
004		1	44x127	4378
005		1	44x135	4378
006		1	44x135	4278
007		2	44x135	4056
008		2	44x135	3600
009		1	44x135	3600
010		1	44x135	3400
011		17	44x135	3400
012		1	44x135	3400
013		1	44x68	3400
014		1	44x135	3144
015		1	44x135	3144
016		1	44x135	3022
017		1	44x127	3022
018		1	44x135	2922
019		15	44x135	2750
020		3	44x68	1678
021		21	44x135	639
022		1	44x135	639
023		22	44x135	496
024		8	44x135	444
025		4	44x135	444

Pos	Teilleiste/Specification Jacob E 340x440+VD+Terr_44		Stck. Pcs.	Profil Profile (mm)	Länge Length (mm)
026			3	44x135	444
027			1	44x68	444
028			2	44x68	290
029			28	44x135	290
FH2	FUNDAMENTHOLZ (imprägniert) - FOUNDATION BEAM (impregnated) 		2	65x44	4115
FH3	FUNDAMENTHOLZ (imprägniert) - FOUNDATION BEAM (impregnated) 		2	65x44	3180
FH4	FUNDAMENTHOLZ (imprägniert) - FOUNDATION BEAM (impregnated) 		12	65x44	3050
FH1	FUNDAMENTHOLZ (imprägniert) - FOUNDATION BEAM (impregnated) 		2	65x44	2735
DB2	DACHBALKE - ROOF BEAM 		2	58x170	4900
DB4	DACHBALKE - ROOF BEAM 		1	58x170	4056
DB3	DACHBALKE - ROOF BEAM 		1	58x170	3544
DB1	DACHBALKE - ROOF BEAM 		2	58x170	2700
	DACHBRETTER - ROOF BOARDS 		66+1	113x18	3505
	FUSSBODENBRETTER - FLOOR BOARDS 		28+1	113x18	4105
	TERRASSENBRETTER (imprägniert) - TERRACE BOARDS (impregnated) 		23+1	120x28	2795
	TERRASSENBRETTER (imprägniert) - TERRACE BOARDS (impregnated) 		3	120x28	2750
	FUSSBODENLEISTE - FLOOR STRIPS 			18x40	15.0 lfm/rm
A44-1	ADAPTER 120x82 Obere seite Upper side 		1	120x82	2125
BL-1	DACHBLENDEN - PARAPET 350mm 		2	18x350	3600
BL-2	DACHBLENDEN - PARAPET 350mm 		4	18x350	3718
VL-1	DACHBLENDEN- Verbindungsleisten - PARAPET- connecting strips 350mm 		2	120x18	350
BS-1	DACHBLENDEN- Blendenstützen - PARAPET- Parapet support 44x65 		12	44x65	200
UPB-1	DACHBLENDEN- U-Profil für Blenden - PARAPET- U-Profile 			65x44	23.0 lfm/rm
DPL-1	DACHPAPPENLEISTE - ROOFING FELT STRIPS 15x28 			15x28	15.0 lfm/rm
T4-1	TRAUFENLEISTE - EAVES STRIPS 40x18 			40x18	15.0 lfm/rm

Pos	Teileliste/Specification Jacob E 340x440+VD+Terr_44		Stck. Pcs.	Profil Profile (mm)	Länge Length (mm)
SP2-1	STÜTZPFOSTE - SUPPORT POST 90x90	 ✓	1	90x90	2095
SH	SCHLAGHÖLZER - MOUNTING PIECES		3		
	DACHPAPPE - ROOFING FELT	 ✓		8.1m-6st 48.6m2	
NG3	DACHPAPPNÄGEL - ROOFING NAILS 2.0x18		520		
NG1	NÄGEL - NAILS 2.5x50	Dachbretter - Roof boards Fussbodenbretter - Floor boards 	1108		
NG2	NÄGEL - NAILS 2.5x60	Terrassenbretter - Terrace boards 	312		
SR01	SCHRAUBEN - SCREWS 3.0x30	Fussbodenleiste - Floor strips Traufenleiste - Eaves strips 40x18 Dachpappenleiste - Roofing felt Verbindungsleisten - Connecting strips 	107		
SR03	SCHRAUBEN - SCREWS 3.5x45	U-Profil für Blenden - Parapet U-Profile Verbindungsstreifen - Connecting strip Türleisten - Window/Door strips 	158		
SR11	SCHRAUBEN - SCREWS 5.0x100	Fundamenthölzer - Foundation beams 	72		
SR10	SCHRAUBEN - SCREWS 5.0x70	Dachblende - Parapet Blendenstützen - Parapet support 	80		
VS	VERBINDUNGSSTREIFEN für verbinden der Wandbohlen - Connecting strip for connecting the wall parts		3		
HK2	HOLZ-KLOTZEN für verbinden der Wandbohlen - Wooden wedge for connecting the wall parts (122mm)		2		
VP2	Verstellbare Pfostenstütze - Adjustable post support M16		2		
ML1	Metallstange - Metal bar		2	D10	900
ML2	Metallstange - Metal bar		1	D10	830
ML3	Metallstange - Metal bar		3	D10	490
ML4	Metallstange - Metal bar		3	D10	360
KL-1	Gewindestange - Threaded Rod M12		6		170
	Mutter - nut M12 U-Scheibe - washer Ø30	DACHBALKE - ROOF BEAM  	12		
KL1	Gewindestange - Threaded Rod M8		4		2000
KL2	Gewindestange - Threaded Rod M8		2		460
KL3	Gewindestange - Threaded Rod M8		2		397
KL4	Gewindestange - Threaded Rod M8		2		393

Pos	Teileliste/Specification Jacob E 340x440+VD+Terr_44	Stck. Pcs.	Profil Profile (mm)	Länge Length (mm)
KL5	Gewindestange - Threaded Rod M8 	1		338
KL6	Gewindestange - Threaded Rod M8 	1		270
	Mutter - nut M8 U-Scheibe - washer Ø25 	16		
	Befestigungsmutter - fixing nut M8 	4		
	<p style="text-align: center;">TÜR/DOOR 2760x1955</p>  <p>LU3-GH+ <u>Die Leisten für eine Tür/</u> <u>Strips for 1 door</u></p> <p>L1 18x90 L=3000mm 2 Stck/Pcs. L2 18x90 L=1955mm 4 Stck/Pcs. ✓</p>	1	LU3-GH+	
	<p>FENSTER/WINDOW 650x1430</p>  <p>A42-29KV iso <u>Die Leisten für eine Fenster/</u> <u>Strips for 1 Window</u></p> <p>L1 18x90 L=890mm 2 Stck/Pcs. L2 18x90 L=1550mm 4 Stck/Pcs. L3 18x90 L=650mm 2 Stck/Pcs. ✓</p>	3	A42-29KV iso Ohne Sprossen without muntins	
	<p>✓ - Bitte selber anpassen (falls nötig)! / Cut into length on site (if needed)!</p>			
Kood	Jacob E 340x440+VD+Terr_Material	File	Jacob E 340x440+VD+Terr_44	Lsg 4/4



Name	Jacob E 340x440+VD+Terr_44		
Zeichnung/Drawing	Lagerholzplan Foundation beams		
Blatt/Sheet	Profil/Profile	4.4x13.5	Datum/Date
			29.08.2016