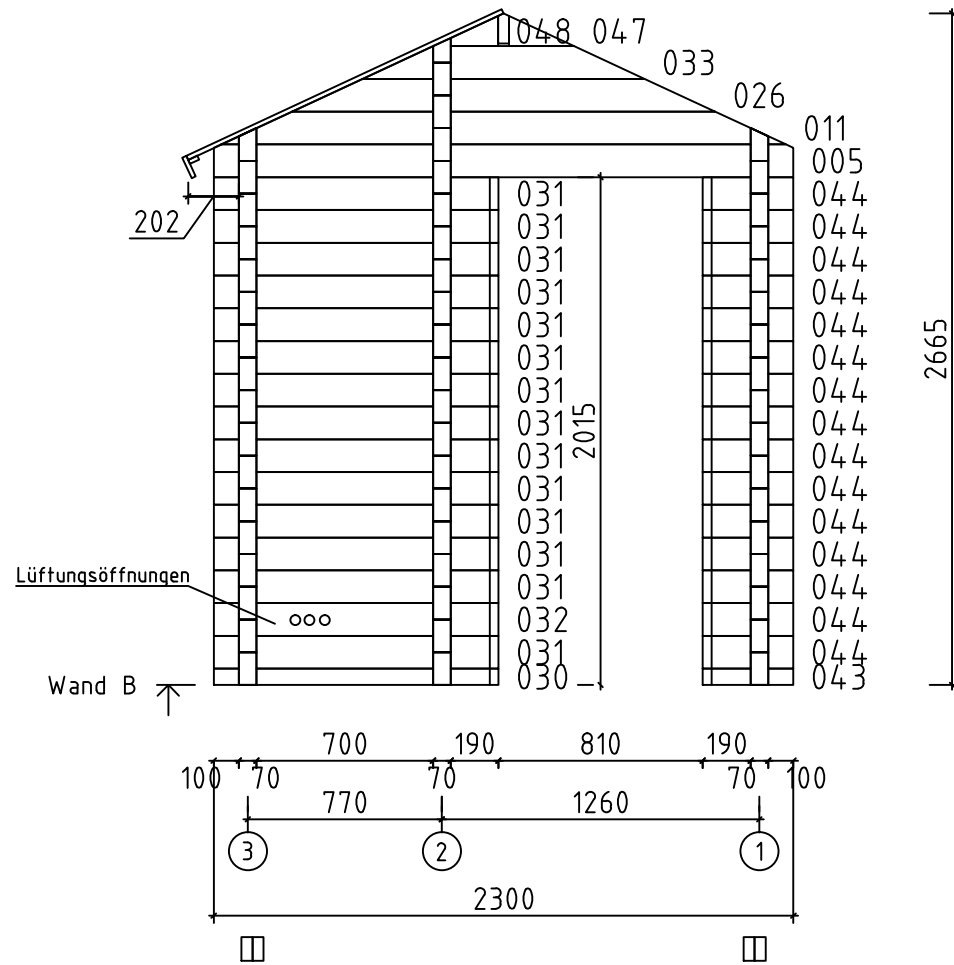


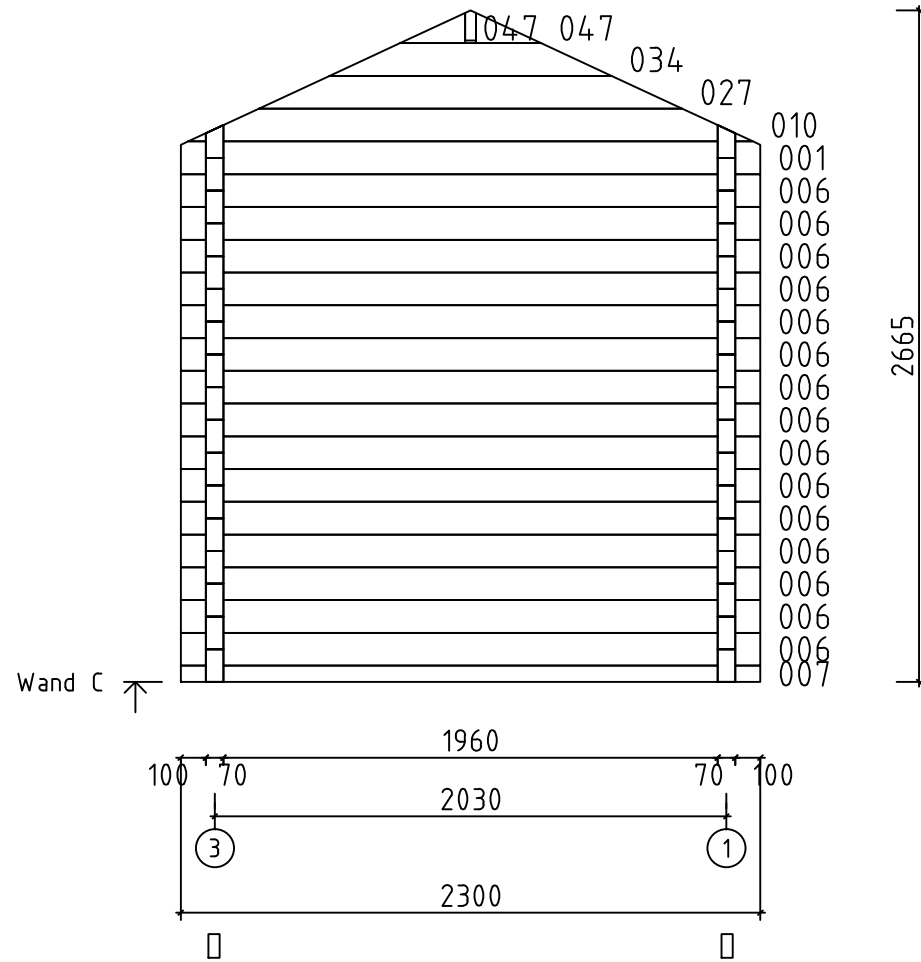
Basel 387x230/70

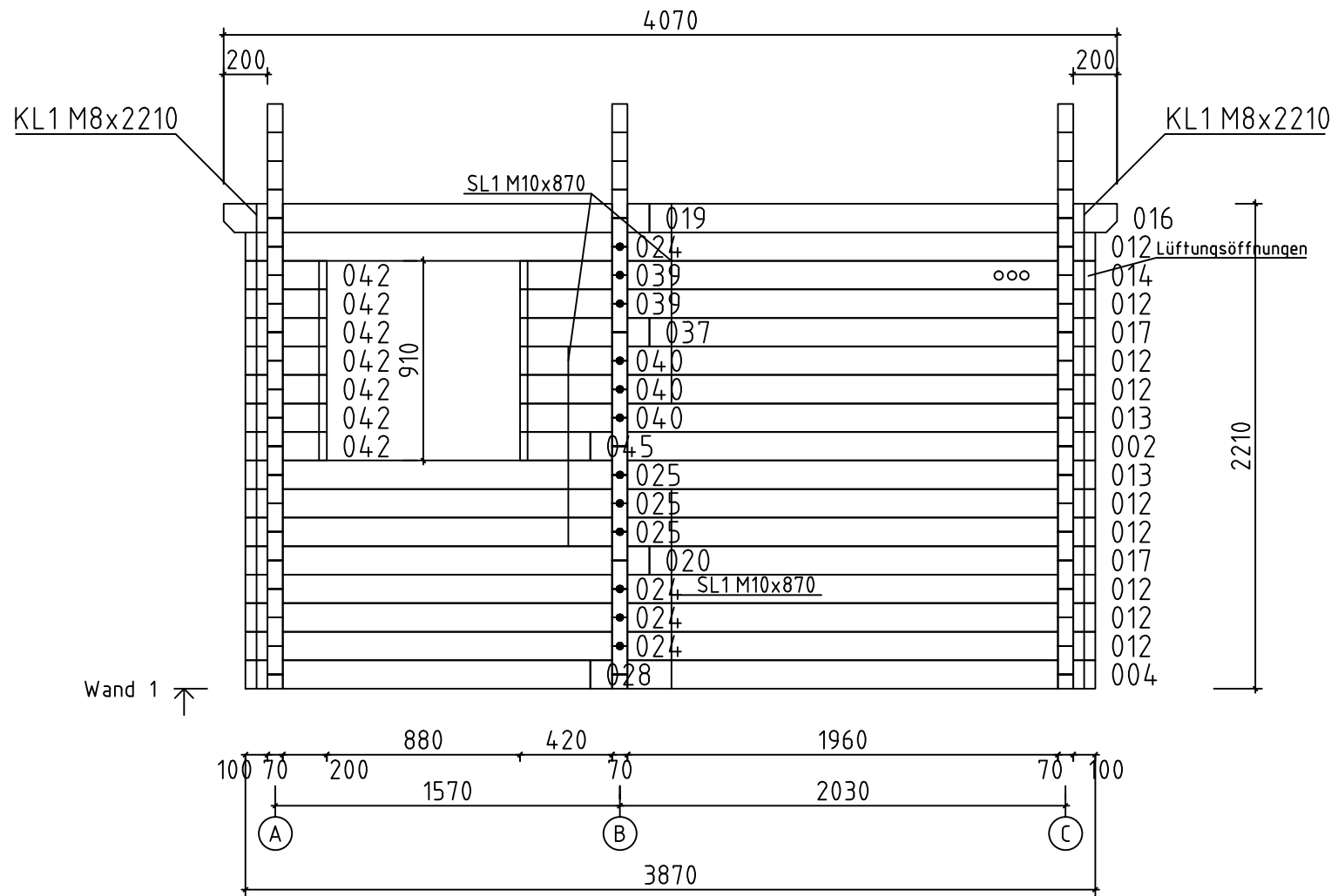
WAND A



Basel 387x230/70

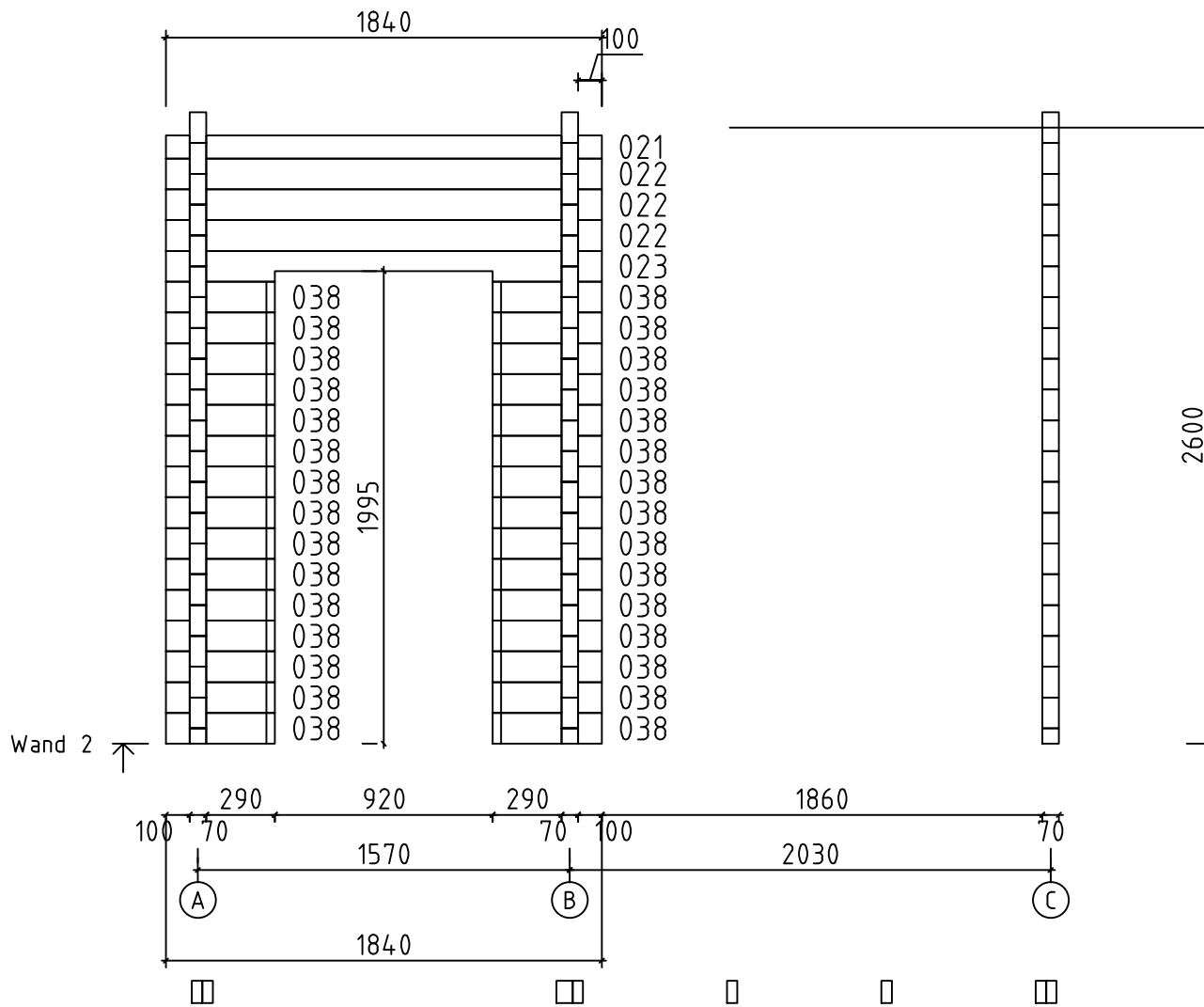
WAND B





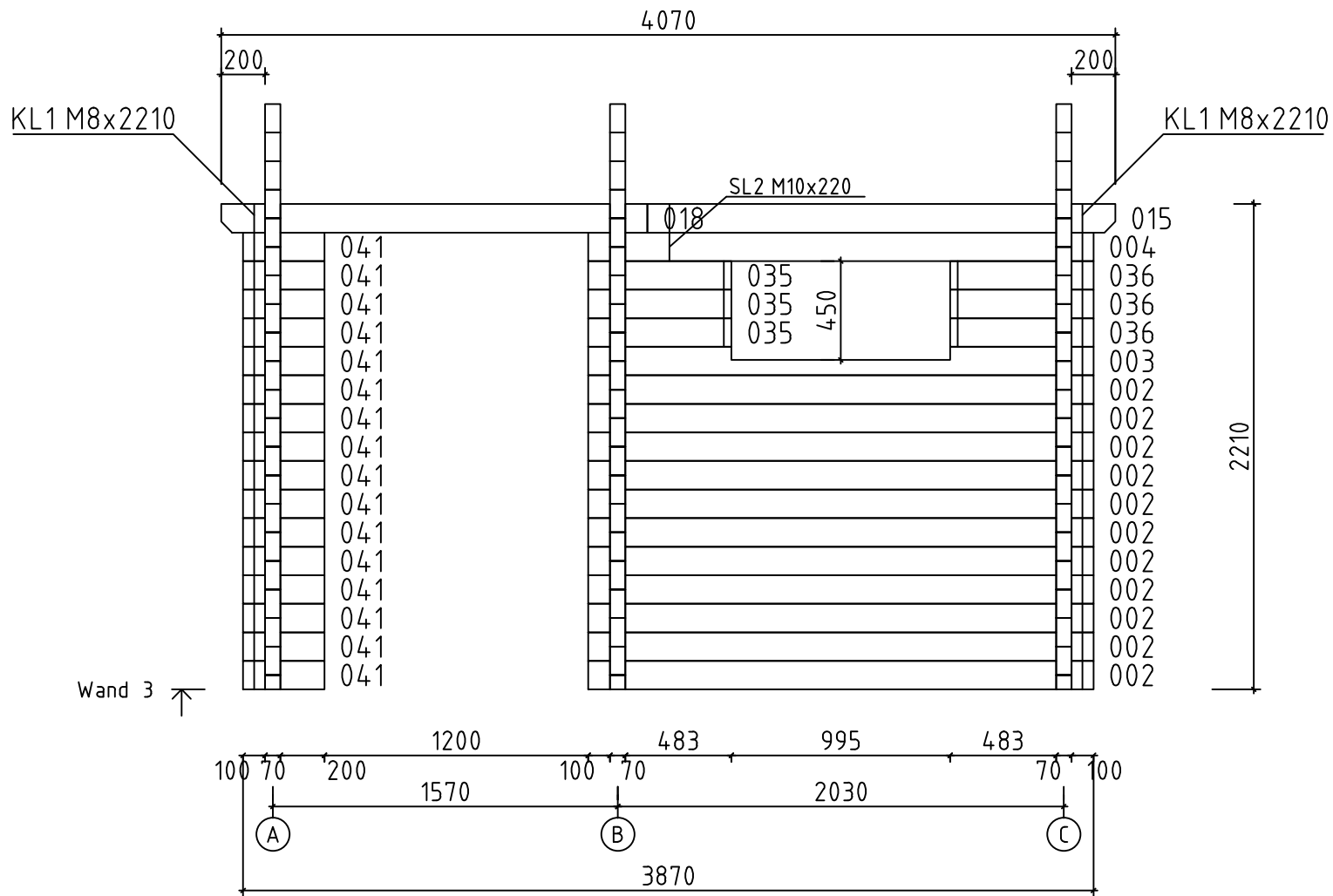
Basel 387x230/70

WAND 1



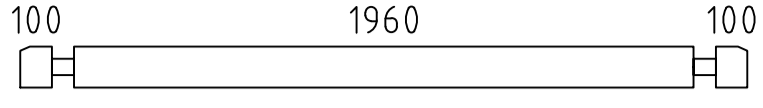
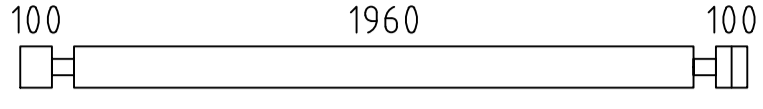
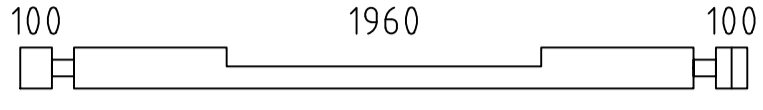
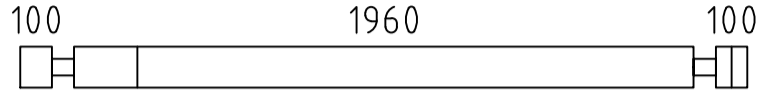
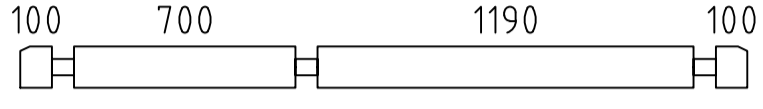
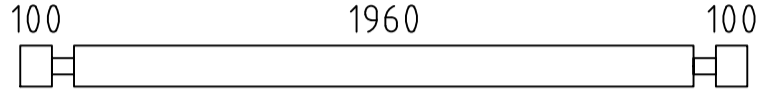
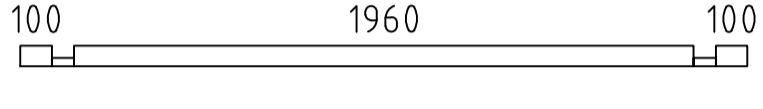
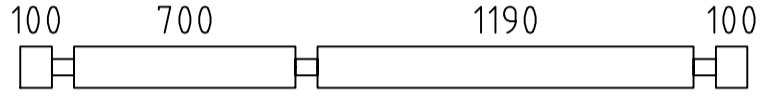
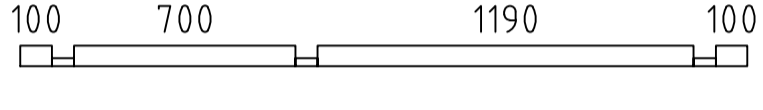
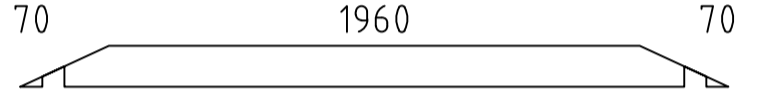

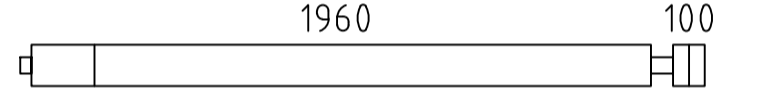
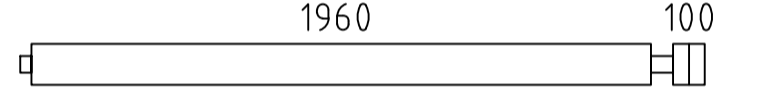
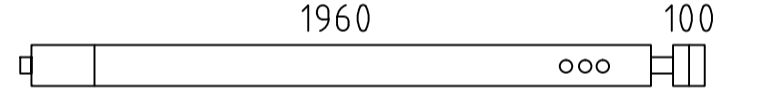
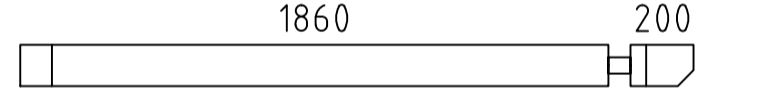
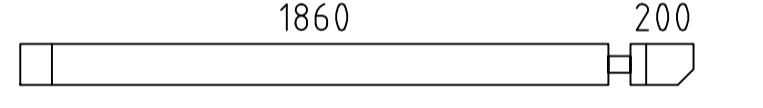
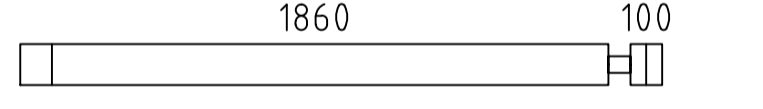
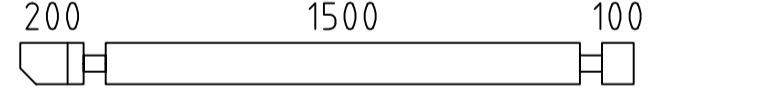
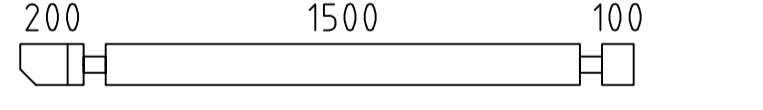
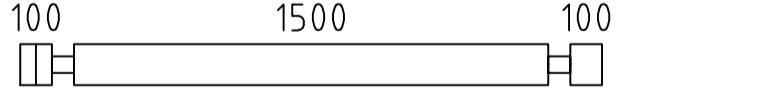
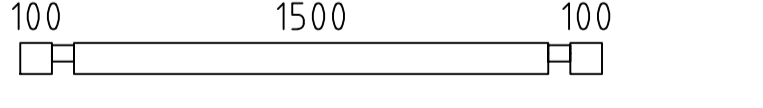
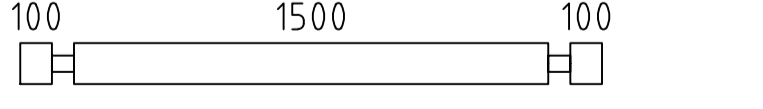
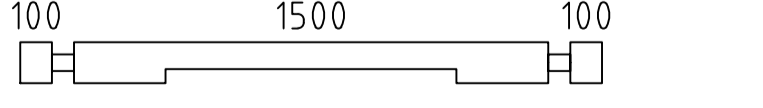
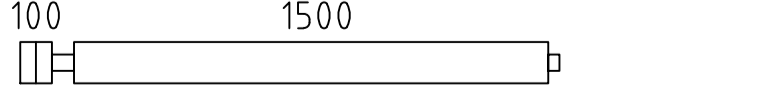
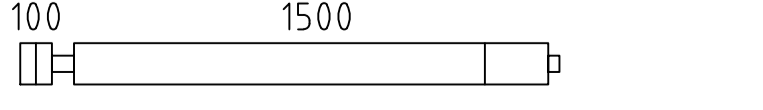
Basel 387x230/70

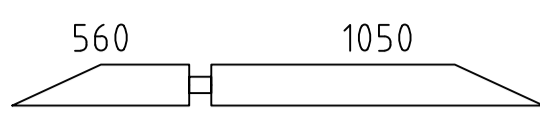

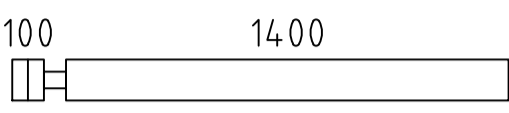
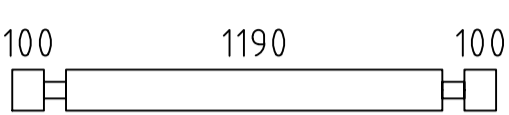
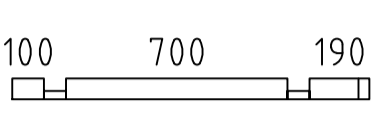
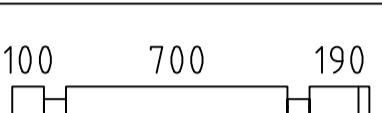

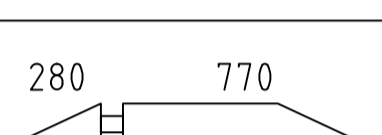

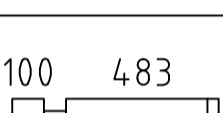
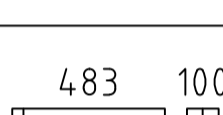
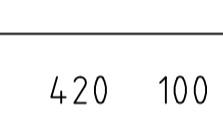



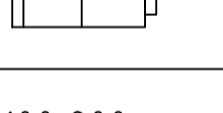
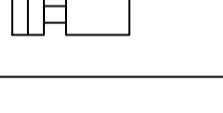
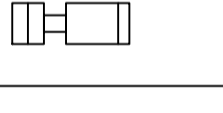
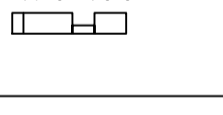
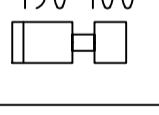
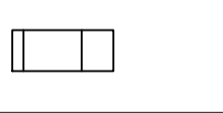
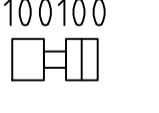
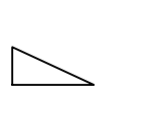


WAND 2











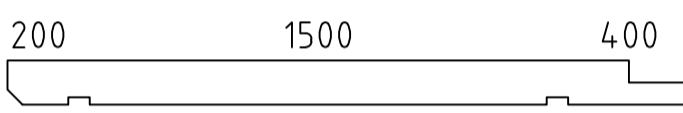
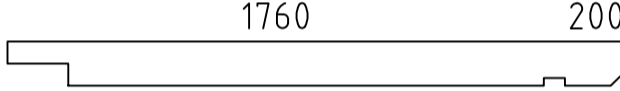


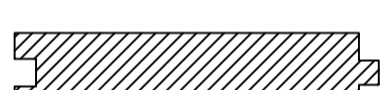







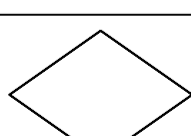


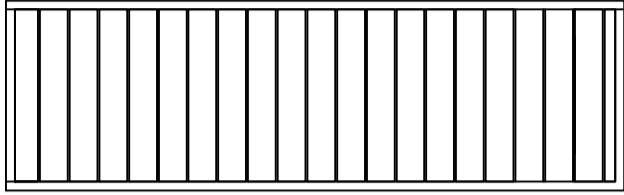


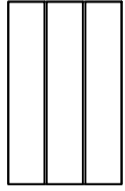
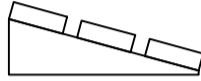




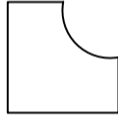
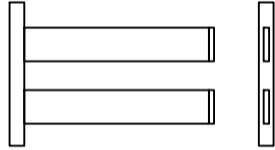
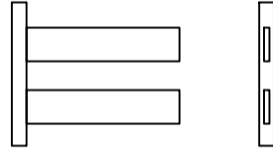
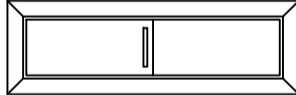
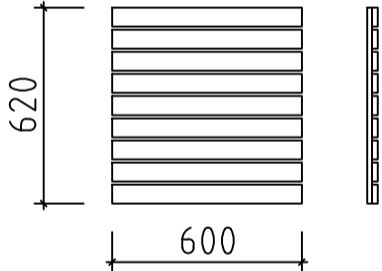


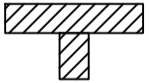
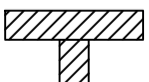
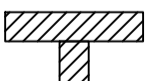
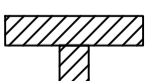
Basel 387x230/70

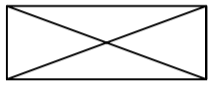
WAND 3

Pos	Teieliste Basel 387x230/70	Stck	Profil (mm)	Länge (mm)
001		1	70x130	2300
002		12	70x130	2300
003		1	70x130	2300
004		2	70x130	2300
005		2	70x130	2300
006		15	70x130	2300
007		1	70x65	2300
008		6	70x130	2300
009		1	70x65	2300
010		1	70x130	2240
011		2	70x130	2240
012		9	70x130	2165
013		2	70x130	2165
014		1	70x130	2165
015		1	70x130	2130
016		1	70x130	2130
017		2	70x130	2030
018		1	70x130	1940
019		1	70x130	1940
020		1	70x130	1840
021		1	70x98	1840
022		3	70x130	1840
023		1	70x130	1840
024		4	70x130	1705
025		3	70x130	1705
Kood	Basel 387x230/70	Materjal	File Basel-70.dwg	Leht 1/4

Pos	Teileliste Basel 387x230/70	Stck	Profil (mm)	Länge (mm)
026		2	70x130	1680
027		1	70x130	1680
028		1	70x130	1570
029		9	70x130	1530
030		1	70x65	1130
031		14	70x130	1130
032		1	70x130	1130
033		2	70x130	1120
034		1	70x130	1120
035		3	70x130	653
036		3	70x130	653
037		1	70x130	590
038		30	70x130	460
039		2	70x130	455
040		3	70x130	455
041		16	70x130	370
042		7	70x130	370
043		1	70x65	360
044		15	70x130	360
045		1	70x130	320
046		9	70x130	270
047		4	70x120	258
048		2	70x120	188
FH3	FUNDAMENTHÖLZER 	1	68x94	1904
FH10	FUNDAMENTHÖLZER 	1	68x94	1451
Kood	Basel 387x230/70	Materjal	File Basel-70.dwg	Leht 2/4

Pos	Teileliste Basel 387x230/70		Stck	Profil (mm)	Länge (mm)
FH6	FUNDAMENTHÖLZER 		2	44x94	1999
FH1	FUNDAMENTHÖLZER 		4	44x94	1992
FH8	FUNDAMENTHÖLZER 		2	44x94	1911
FH4	FUNDAMENTHÖLZER 		3	44x94	1904
FH5	FUNDAMENTHÖLZER 		2	44x94	1651
FH7	FUNDAMENTHÖLZER 		2	44x94	1563
FH9	FUNDAMENTHÖLZER 		1	44x94	1451
FH2	FUNDAMENTHÖLZER 		2	44x94	1141
LE1	LEISTE  (unter der Saunatur)		✓ 1	70x28	800
HL1	HANDLAUF 		1	94x44	500
DB1	DACHBALKEN 		1	44x145	2240
DB2	DACHBALKEN 		1	44x145	2030
	TERRASSENBRETT		11+1	120x28	765
	TERRASSENBRETT		1	120x28	695
	FUSSBODENBRETT		18+1	113x28	1955
	FUSSBODENBRETT		11	113x28	1495
	DACHBRETT		74+1 96+1	113x18 88x18	1380
	ABDECKLEISTEN		✓	15x28	25,0
	GIEBELBRETT	 24,9°	✓ 4	120x18	1460
	GIEBELDECKLEISTE		✓ 4	60x18	1460
	TRAUFBRETT		4	94x18	2035
	TRAUFBRETT 40x18		4	40x18	2035
	Giebelsegment		2		
	FENSTER 800x880		1	A2-71-S	
	FENSTER 915x420		1	Saunafenster	
	TÜR 840x1955	DIN links	1	U1-S-GH+	
Kood	Basel 387x230/70	Materjal	File	Basel-70.dwg	Leht 3/4

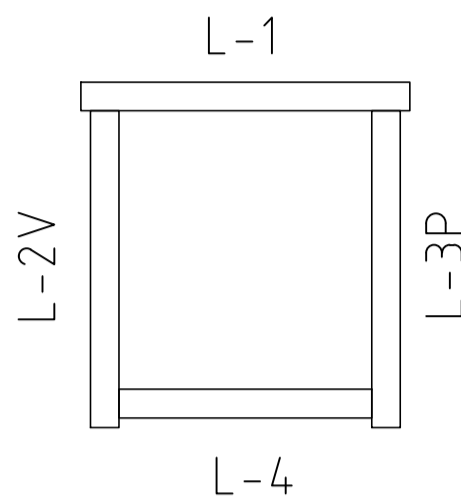
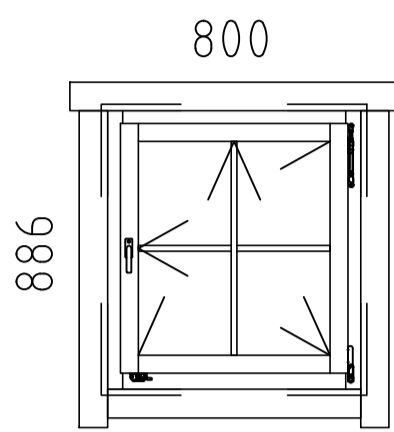
Pos	Teileliste Basel 387x230/70		Stck	Profil (mm)	Länge (mm)
	TÜR 690x1936	DIN links	1	LR	
	SAUNABANK /Espe/ 60 cm		2	ca 600x90	1955
	RÜCKLEHNE /Espe/		1	ca 250x39	1860
	BÄNKE ZWISCHENSTÜCK /Espe/		1	ca 300x39	1955
	KOPFSTÜTZE /Espe/	 	1	ca 444x300	
	DECKENISOLATION	 	2 Elemente	ca 1950x975	
	TRÄGELEISTE FÜR SAUNABÄNKE		2	ca 30x40	600
	TRÄGELEISTE FÜR SAUNABÄNKE		2	ca 30x40	1200
	TRÄGELEISTE FÜR DECKENISOLATION	 ✓	4	35x35	1955
	HEIZUNG UMBAU	 		2 Elemente	
	LUFTSCHIEBER		2		
	BODENROST /Fichte/		1	600x620	
	STÜTZPFOSTEN FÜR SAUNABÄNKE	 ✓	1	44x68	500
	STÜTZPFOSTEN FÜR SAUNABÄNKE	 ✓	2	44x68	1000
	T-Leiste 		2	55x48	360
	T-Leiste 		2	55x48	880
	T-Leiste 		2	55x48	1910
	T-Leiste 		2	55x48	1975
KL1	Gewindastange		4 4	M8	2000 240
KL2	Gewindastange		1	M8	145
Kood	Basel 387x230/70	Materjal	File	Basel-70.dwg	Leht 4/4

Pos	Teileliste Basel 387x230/70		Stck	Profil (mm)	Länge (mm)
SL1	Metalstange		3	M10	870
SL2	Metalstange		1	M10	220
SL3	Metalstange		1	M10	1130
	Distanzmuffen für Gewindestangen		4	M8	
	Mutter, U-Scheibe		10	M8	
	Schlossschraube 70mm	Befestigung für Saunabänke 600mm+500mm	2	M8	
	Schlaghölzer		3		250-400
	Schrauben 3,0x30	Abdeckleisten 28x15	50		
	Schrauben 3,5x45	Heizung Umbau	8		
	Schrauben 3,5x35	Traufenleiste 40x18, Luftschieber, Bänke Zwischenstück	29		
	Schrauben 4,0x60	Trägleiste für Deckenisolation Rücklehne, Trägleisten für Saunabänke	42		
	Schrauben 5,0x100	Stützpfeiler für Saunabänke Lagerhölzer	48		
	Nägel 2,5x50	Dachbretter	388		
	Nägel 2,5x60	Fussbodenbretter Terrassenbretter	292		
	Dachpappnägel 2,0x18	Dachpappe	210		
	Dachpappe			✓	4,1m-4st 16,4m ²
	Dichtungsband für Deckenisolationselemente			✓	ca 8,0 lfdm
	Holz-Klotzen zum verbinden der Wandbohlen		6		
	Metalstreifen+Schrauben zum verbinden der Wandbohlen	●	12		
	✓	- bitte selber anpassen (falls nötig)!			
Kood	Basel 387x230/70	Materjal	File	Basel-70.dwg	Leht 3/3

Spezifikation für Fenster und Türen

Basel 387x230/70

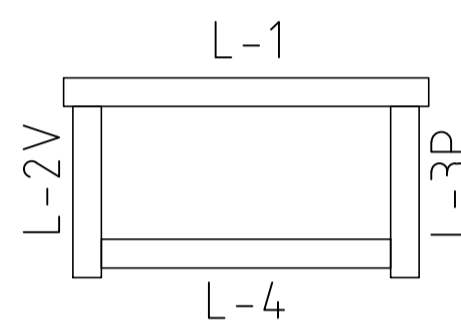
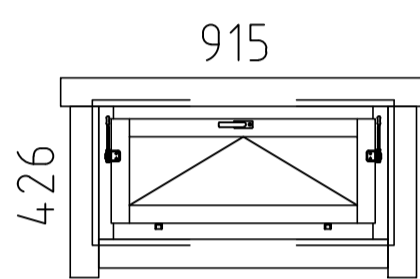
FENSTER 800x886 A2-71 1 Stck.



Die Leisten für eine Fenster

L-1	18x90	L=1000mm	2 Stck.
L-2V	18x90	L=960mm	2 Stck.
L-3P	18x90	L=960mm	2 Stck.
L-4	18x90	L=760mm	2 Stck. ✓

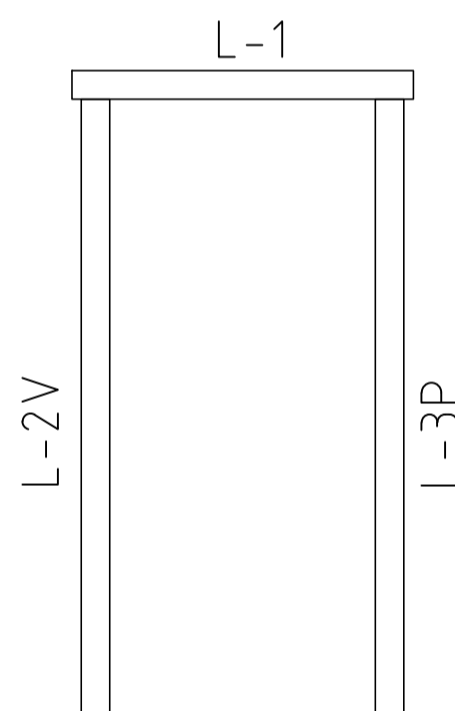
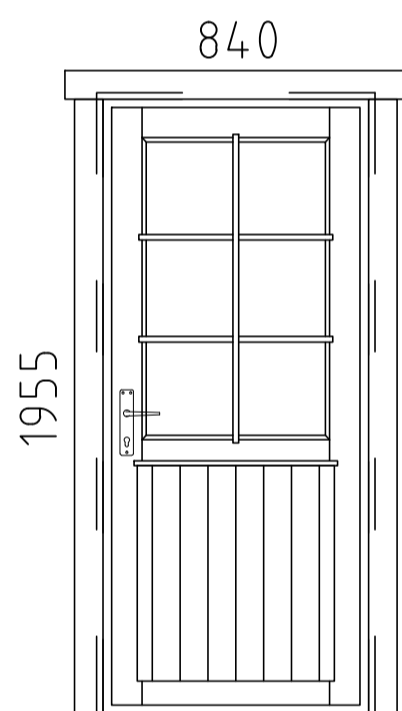
FENSTER 915x426 KA-71 1 Stck.



Die Leisten für eine Fenster

L-1	18x90	L=1115mm	2 Stck.
L-2V	18x90	L=500mm	2 Stck.
L-3P	18x90	L=500mm	2 Stck.
L-4	18x90	L=875mm	2 Stck. ✓

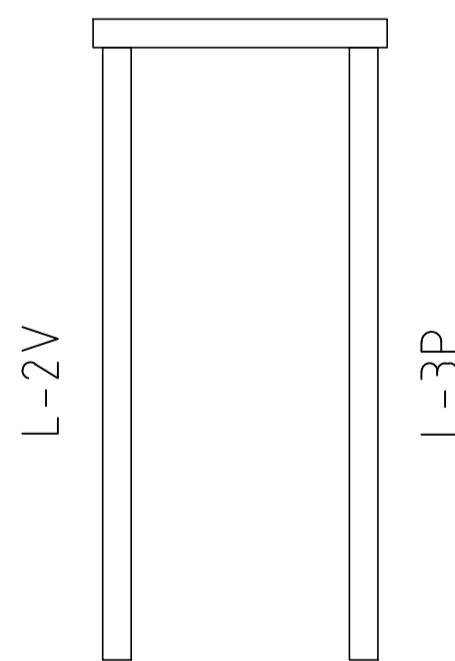
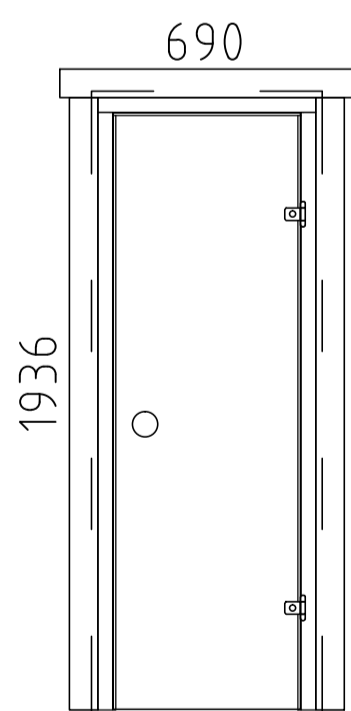
TÜR 840x1955 U1-GH+ 1 Stck. DIN links



Die Leisten für eine Tür

L-1	18x90	L=1040mm	2 Stck.
L-2V	18x90	L=1935mm	2 Stck. ✓
L-3P	18x90	L=1935mm	2 Stck. ✓

TÜR 690x1936 LR1 1 Stck. DIN links



Die Leisten für eine Tür

L-1	18x90	L=930mm	2 Stck.
L-2-V	18x90	L=1936mm	2 Stck. ✓
L-3-P	18x90	L=1936mm	2 Stck. ✓

✓ - Bitte selber anpassen