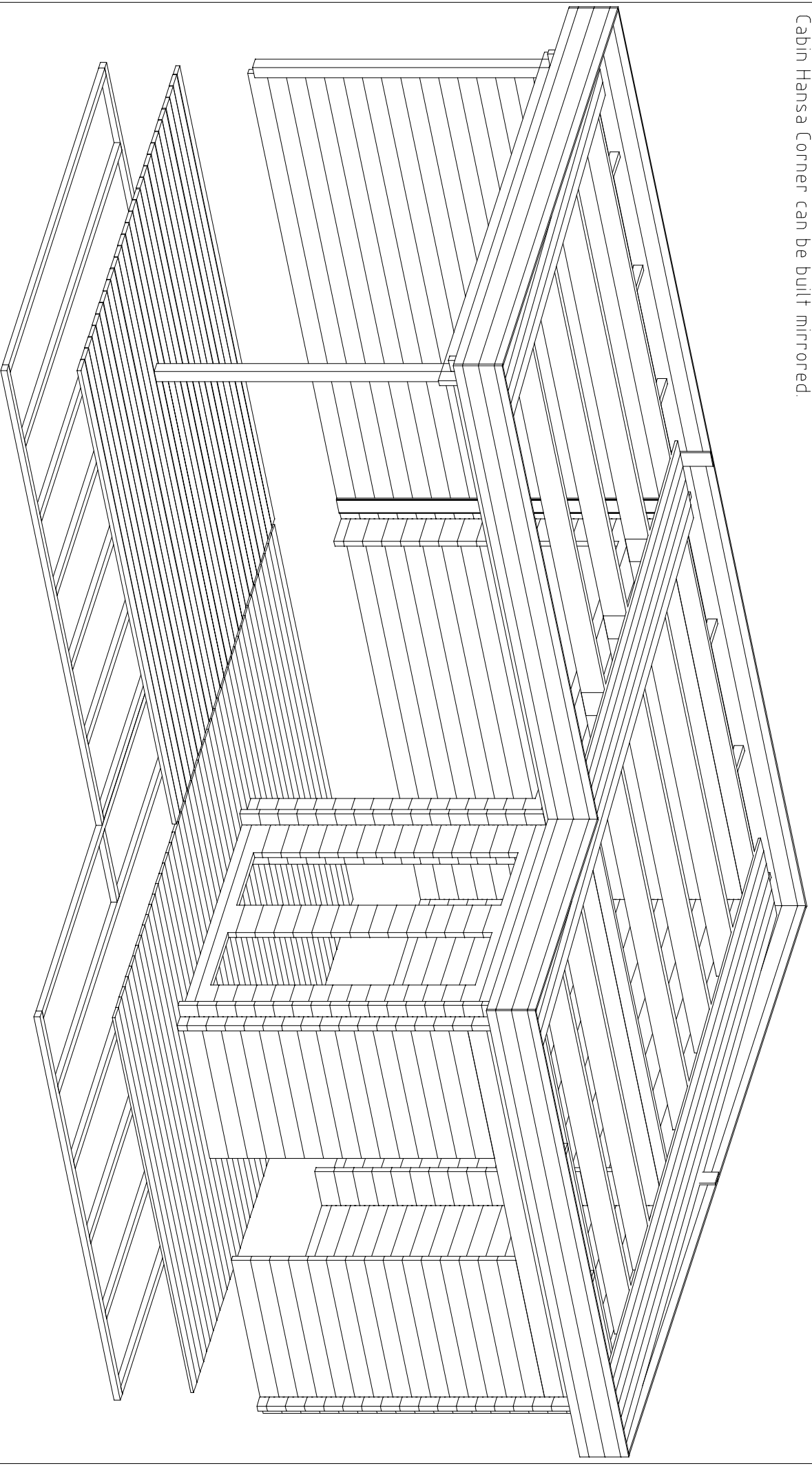


Das Haus Hansa Corner lässt sich auch spiegelverkehrt aufbauen.  
Cabin Hansa Corner can be built mirrored.



Name

Hansa Corner A 570x360+SD+Terr 44

Zeichnung/Drawing

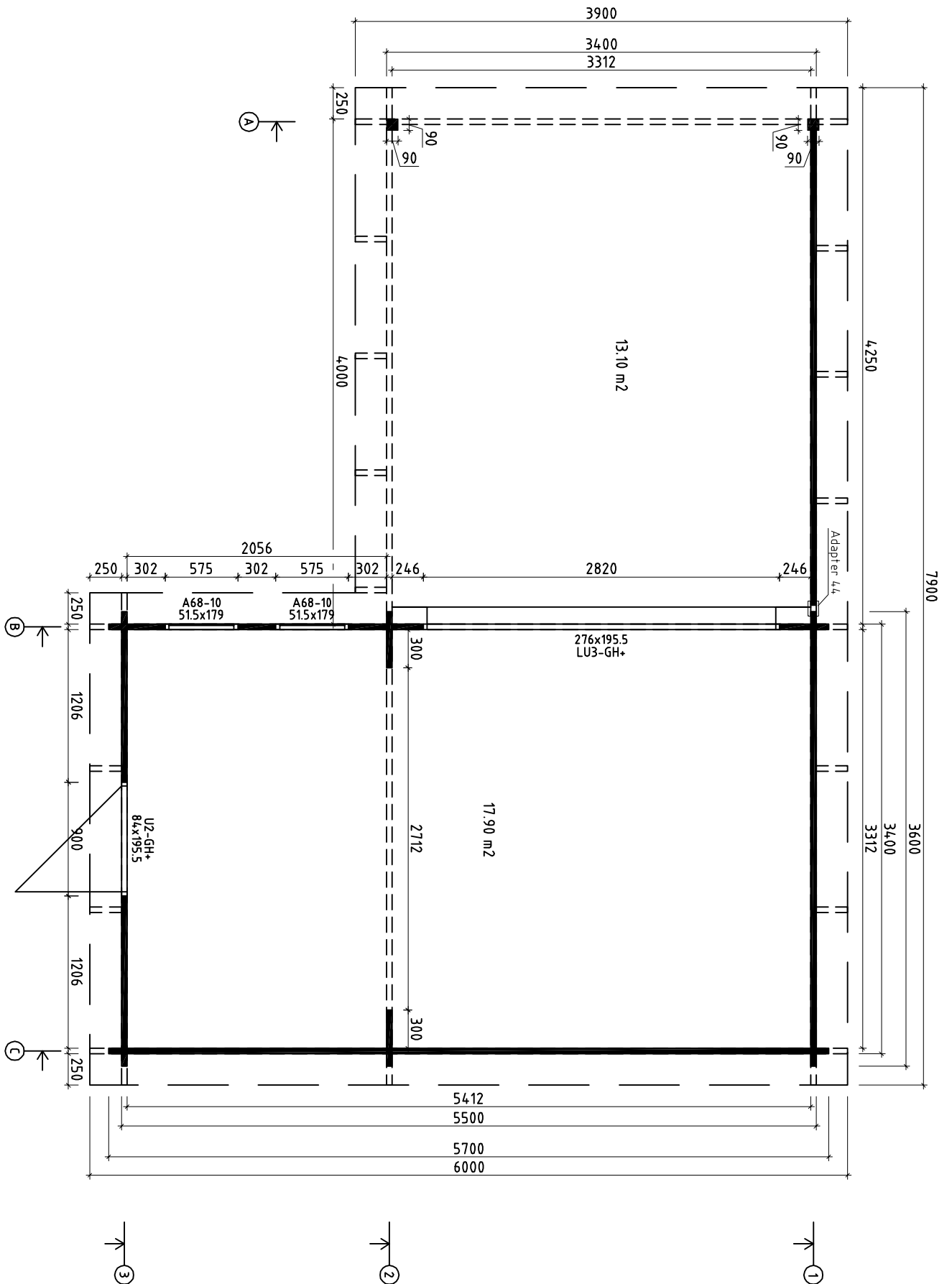
3D

Profil/Profile

4.4.X13.5

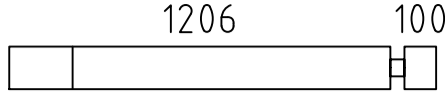
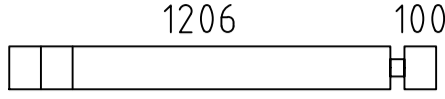
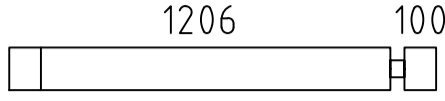
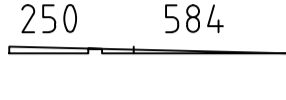
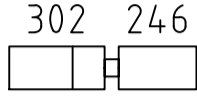
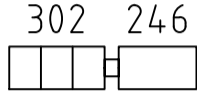
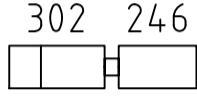
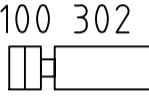
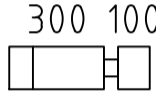
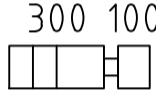
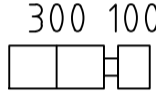
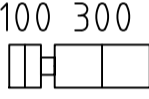
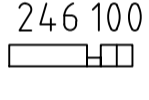
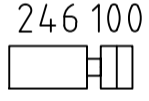
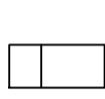
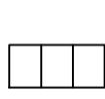






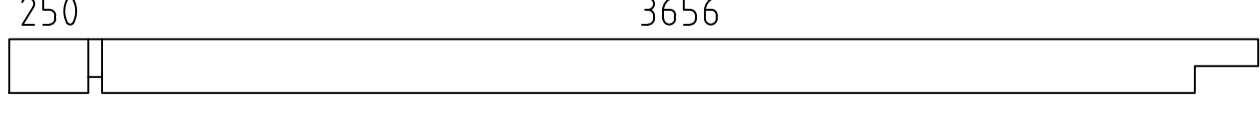
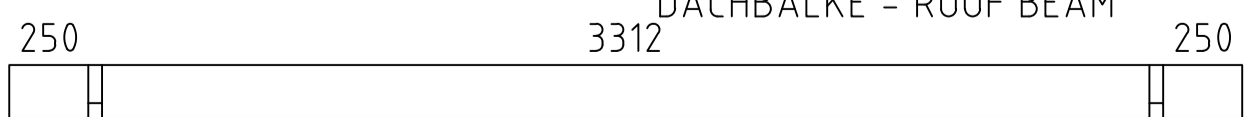

Datum/Date



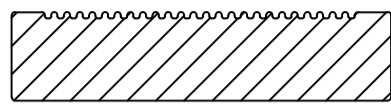

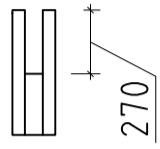



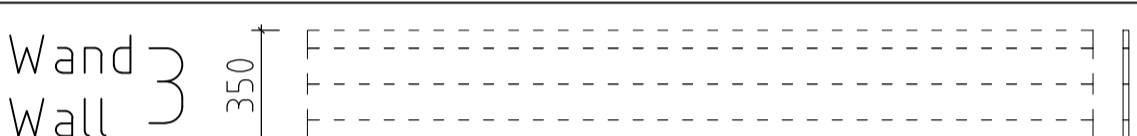
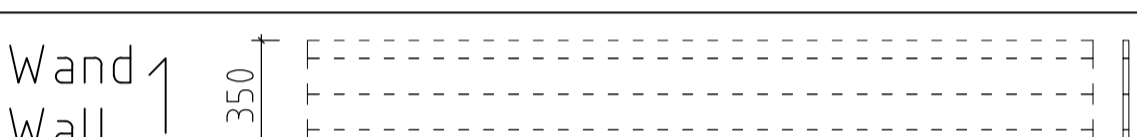
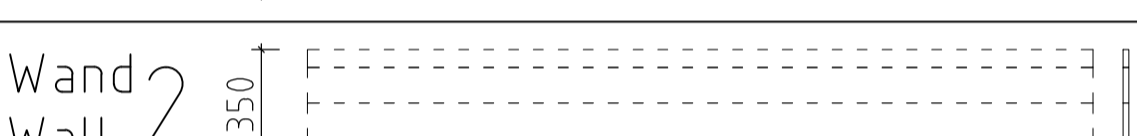
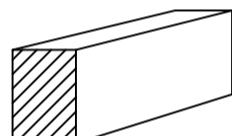
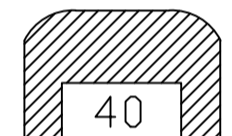
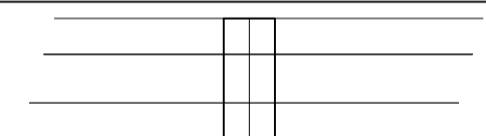

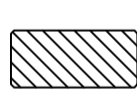
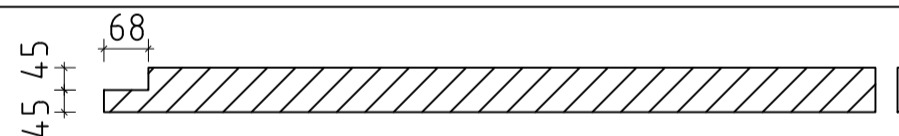
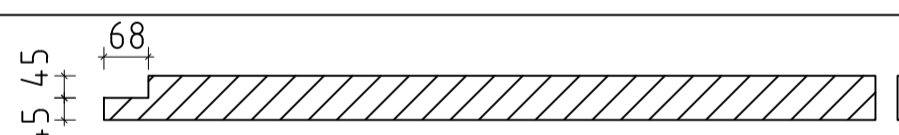

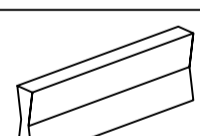
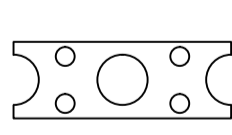
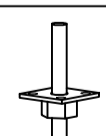



04.05.2017




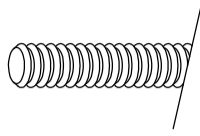
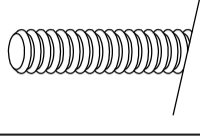
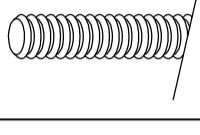

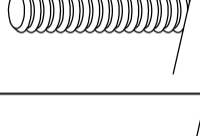
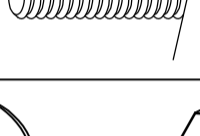

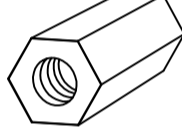
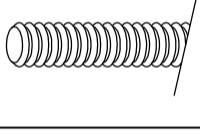
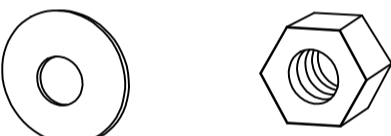
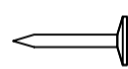

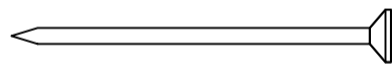

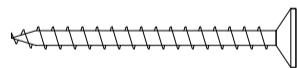
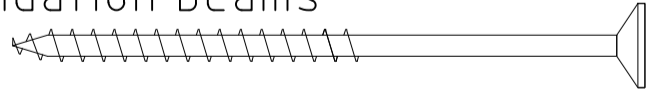
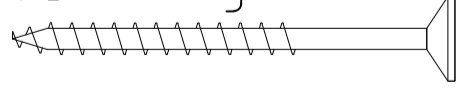
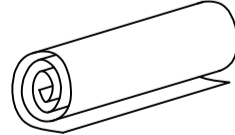


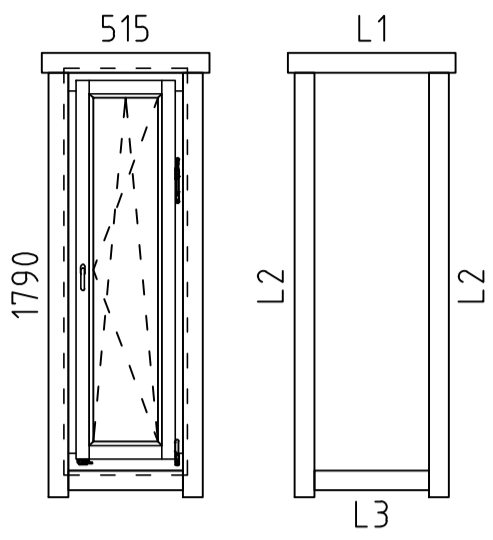
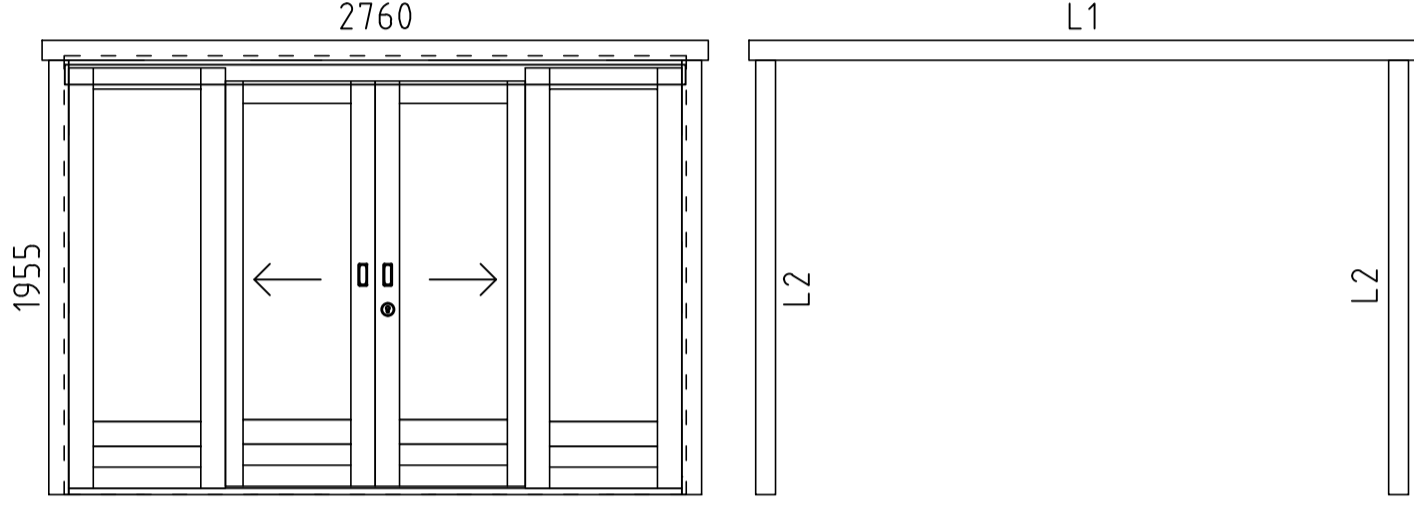

Name	Hansa Corner A 570x360+SD+Terr 44	
Zeichnung/Drawing	Grundplan/Plan	
Profil/Profile	4.4x13.5	Datum/Date 04.05.2017

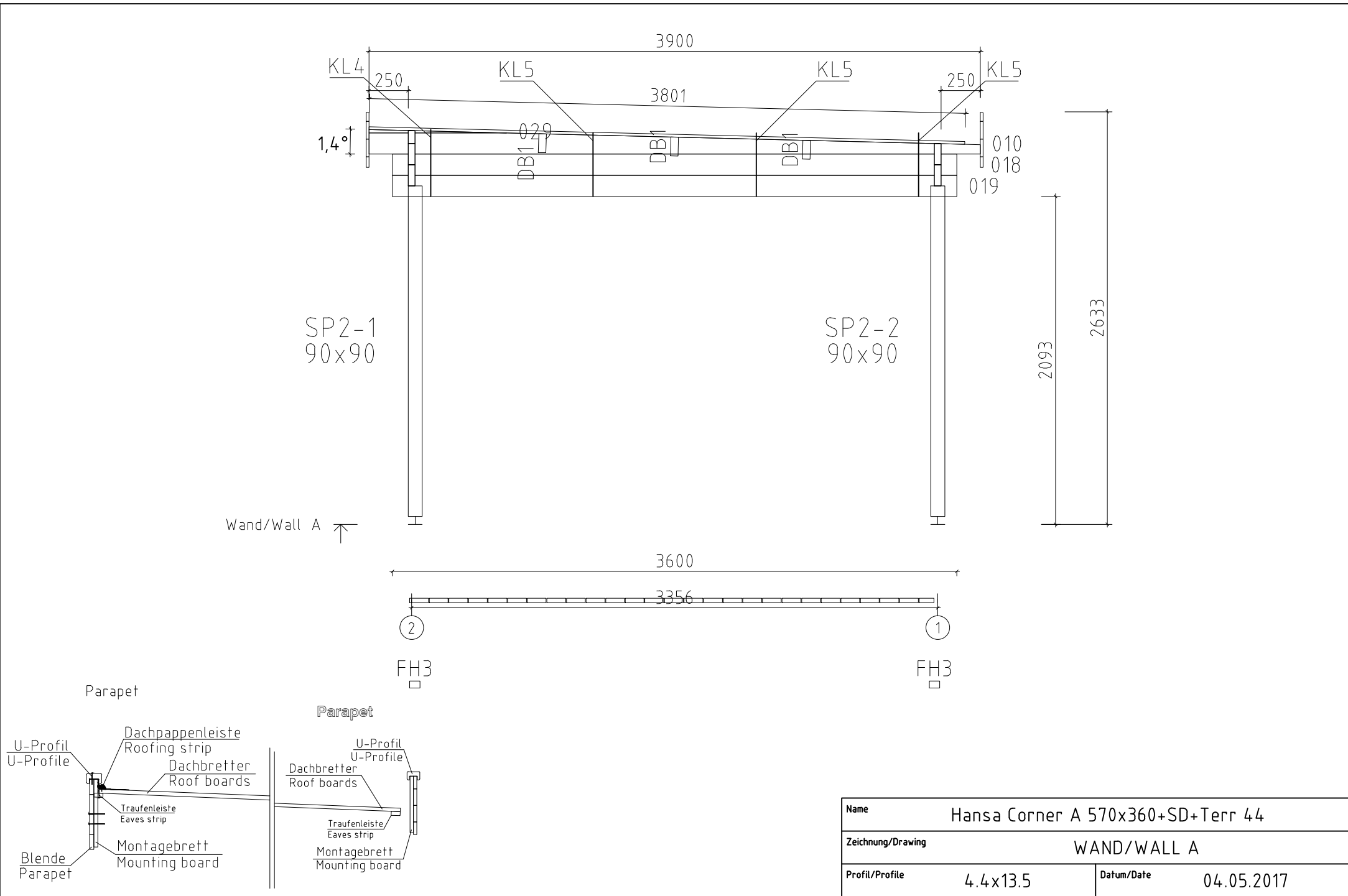
Pos	Teileliste/Specification Hansa Corner A 570x360+SD+Terr 44	Stück Pcs.	Profil Profile (mm)	Länge Length (mm)
001		2	44x135	6000
002		19	44x135	5700
003		1	44x68	5700
004		1	44x135	5700
005		1	44x135	4544
006		1	44x135	4344
007		1	44x83	4272
008		1	44x135	4272
009		1	44x135	4122
010		1	44x135	3900
011		1	44x135	3900
012		16	44x135	3780
013		1	44x83	3628
014		1	44x135	3628
015		17	44x135	3600
016		1	44x135	3600
017		1	44x135	3600
018		1	44x135	3600
019		1	44x135	3600
020		1	44x135	3478
021		1	44x135	3356
022		1	44x135	3256
023		2	44x74	2978
024		1	44x68	2490
025		1	44x135	2490

Pos	Teileliste/Specification Hansa Corner A 570x360+SD+Terr 44	Stück Pcs.	Profil Profile (mm)	Länge Length (mm)
026		14	44x135	1350
027		4	44x135	1350
028		12	44x135	1350
029		1	44x22	878
030		6	44x135	592
031		2	44x135	592
032		5	44x135	592
033		13	44x135	446
034		10	44x135	444
035		6	44x135	444
036		15	44x135	444
037		1	44x135	444
038		1	44x68	390
039		14	44x135	390
040		11	44x135	302
041		2	44x135	302
FH2	FUNDAMENTHOLZ (imprägniert) - FOUNDATION BEAM (impregnated) 	6	65x44	5350
FH3	FUNDAMENTHOLZ (imprägniert) - FOUNDATION BEAM (impregnated) 	2	65x44	4010
FH4	FUNDAMENTHOLZ (imprägniert) - FOUNDATION BEAM (impregnated) 	2	65x44	3380
FH1	FUNDAMENTHOLZ (imprägniert) - FOUNDATION BEAM (impregnated) 	7	65x44	3250
FH5	FUNDAMENTHOLZ (imprägniert) - FOUNDATION BEAM (impregnated) 	2	65x44	598
DB2	DACHBALKE - ROOF BEAM 3312 	3	58x170	4150
DB1	DACHBALKE - ROOF BEAM 3656 	3	58x170	3950
DB3	DACHBALKE - ROOF BEAM 3312 	2	58x170	3900
	DACHBRETTER - ROOF BOARDS 	35+1	113x18	5900
Kood	Hansa Corner A 570x360+SD+Terr 44	Material	File	Hansa Corner A 570x360+SD+Terr 44.dwg

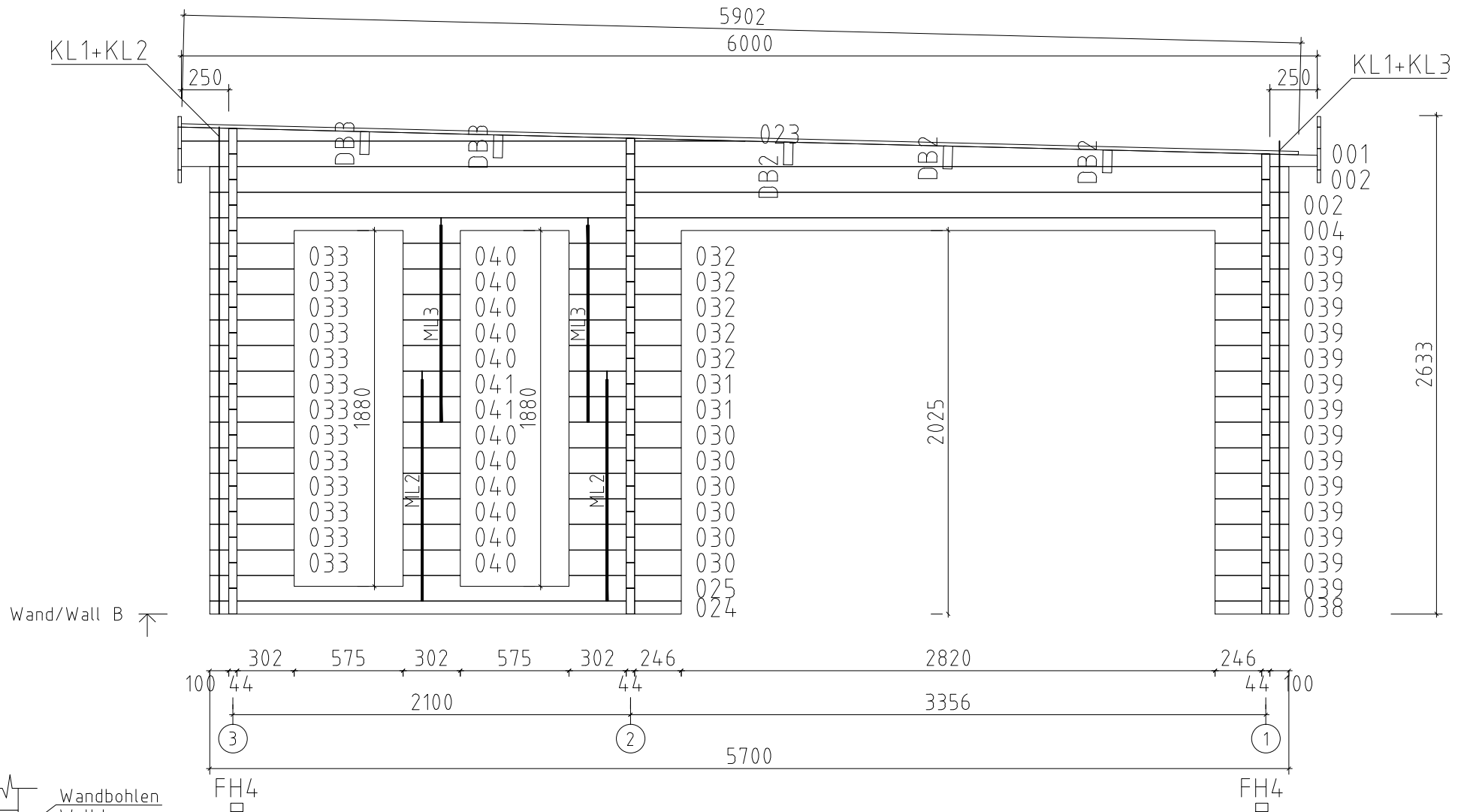
Pos	Teileliste/Specification Hansa Corner A 570x360+SD+Terr 44		Stck Pcs.	Profil Profile (mm)	Länge Length (mm)
	DACHBRETTER - ROOF BOARDS		35	113x18	3800
	FUSSBODENBRETTER - FLOOR BOARDS		48+1	113x18	3305
	TERRASSENBRETTER (imprägniert) - TERRACE BOARDS (impregnated)		27+1	120x28	4000
	FUSSBODENLEISTE - FLOOR STRIPS		✓	18x40	18,0 lfm/rm
A44-1	ADAPTER 120x82	Obere seite 	✓	120x82	2360
BL-1	DACHBLENDEN - PARAPET 350mm	Wand Wall 	1	18x350	2100
BL-2	DACHBLENDEN - PARAPET 350mm	Wand Wall 	2	18x350	3000
BL-3	DACHBLENDEN - PARAPET 350mm	Wand Wall 	1	18x350	3900
BL-4	DACHBLENDEN - PARAPET 350mm	Wand Wall 	1	18x350	3936
BL-5	DACHBLENDEN - PARAPET 350mm	Wand Wall 	2	18x350	3968
BL-6	DACHBLENDEN - PARAPET 350mm	Wand Wall 	1	18x350	4000
BS-1	DACHBLENDEN- Blendenstützen - PARAPET- Parapet support 44x65		11	44x65	250
UPB-1	DACHBLENDEN- U-Profil für Blenden - PARAPET- U-Profile		✓	65x44	30,0 lfm/rm
VL-1	DACHBLENDEN- Verbindungsleisten - PARAPET- connecting strips 350mm		2	120x18	350
DPL-1	DACHPAPPENLEISTE - ROOFING FELT STRIPS 15x28		✓	15x28	20,0 lfm/rm
T4-1	TRAUFENLEISTE - EAVES STRIPS 40x18		✓	40x18	16,0 lfm/rm
SP2-1	STÜTZPFOSTE - SUPPORT POST 90x90		✓	90x90	2160
SP2-2	STÜTZPFOSTE - SUPPORT POST 90x90		✓	90x90	2160
SH	SCHLAGHÖLZER - MOUNTING PIECES		3		
HK2	HOLZ-KLOTZEN für verbinden der Wandbohlen - Wooden wedge for connecting the wall parts (122mm)		2		
VS	VERBINDUNGSSTREIFEN für verbinden der Wandbohlen - Connecting strip for connecting the wall parts		3		
VP2	Verstellbare Pfostenstütze - Adjustable post support M16		2	M16	
ML1	Metallstange - Metal bar		1	D10	1310
ML2	Metallstange - Metal bar		7	D10	1170
ML3	Metallstange - Metal bar		4	D10	1040
Kood	Hansa Corner A 570x360+SD+Terr 44		File	Hansa Corner A 570x360+SD+Terr 44.dwg	

Pos	Teileliste/Specification Hansa Corner A 570x360+SD+Terr 44		Stck Pcs.	Profil Profile (mm)	Länge Length (mm)
ML4	Metallstange - Metal bar		1	D10	850
ML5	Metallstange - Metal bar		1	D10	440
ML6	Metallstange - Metal bar		3	D10	360
KL1	Gewindestange - Threaded Rod M8		4	M8	2000
KL2	Gewindestange - Threaded Rod M8		2	M8	571
KL3	Gewindestange - Threaded Rod M8		2	M8	498
KL4	Gewindestange - Threaded Rod M8		1	M8	427
KL5	Gewindestange - Threaded Rod M8		3	M8	405
KL6	Gewindestange - Threaded Rod M8		4	M8	353
	Mutter - nut M8 U-Scheibe - washer Ø25		24	M8	
	Befestigungsmutter - fixing nut M8		4	M8	
KL7	Gewindestange - Threaded Rod M12	für Dachbalken for roof beams 	6	M12	170
	Mutter - nut M12 U-Scheibe - washer Ø30	für Dachbalken for roof beams 	12	M12	
NG3	DACHPAPPNÄGEL - ROOFING NAILS 2.0x18		800		
NG1	NÄGEL - NAILS 2.5x50	Dachbretter - Roof boards 	1486		
NG2	NÄGEL - NAILS 2.5x60	Fussbodenbretter - Floor boards 	378		
SR01	SCHRAUBEN - SCREWS 3.0x30	Traufenleisten - Eaves strips 40x18 Fussbodenleisten - Floor strips Dachpappenleisten - Roofing felt strips 	37		
SR03	SCHRAUBEN - SCREWS 3.5x45	U-Profil - U-Profile Fenster- und Türleisten - Window and door strips 	118		
SR11	SCHRAUBEN - SCREWS 5.0x100	Fundamenthölzer - Foundation beams 	76		
SR10	SCHRAUBEN - SCREWS 5.0x70	Blendenbefestigung - Parapet fastening 	100		
	DACHPAPPE - ROOFING FELT	 ✓		4,6m-3st. 8,6m-5st.	58,0 lfm/rm
Kood	Hansa Corner A 570x360+SD+Terr 44		File	Hansa Corner A 570x360+SD+Terr 44.dwg	

Pos	Teileliste/Specification Hansa Corner A 570x360+SD+Terr 44	Stck Pcs.	Profil Profile (mm)	Länge Length (mm)
	<p style="text-align: center;">FENSTER/WINDOW 515x1790</p>  <p style="text-align: center;">A68-10</p> <p>L1 18x90 L=755mm 2 Stck./Pcs.  L2 18x90 L=1910mm 4 Stck./Pcs.  L3 18x90 L=515mm 2 Stck./Pcs. ✓</p>	2		
	<p style="text-align: center;">TÜR/DOOR 2760x1955</p>  <p style="text-align: center;">LU3-GH+</p> <p>L1 18x90 L=3000mm 2 Stck./Pcs.  L2 18x90 L=1955mm 4 Stck./Pcs. ✓</p>	1		
	<p style="text-align: center;">TÜR/DOOR 840x1955</p>  <p style="text-align: center;">U2-GH+</p> <p>L1 18x90 L=1080mm 2 Stck./Pcs.  L2 18x90 L=1955mm 4 Stck./Pcs. ✓</p> <p>DIN rechts/right handed</p>	1		
	<p>✓ - Bitte selber anpassen (falls nötig)! / Cut into length on site (if needed)!</p>			



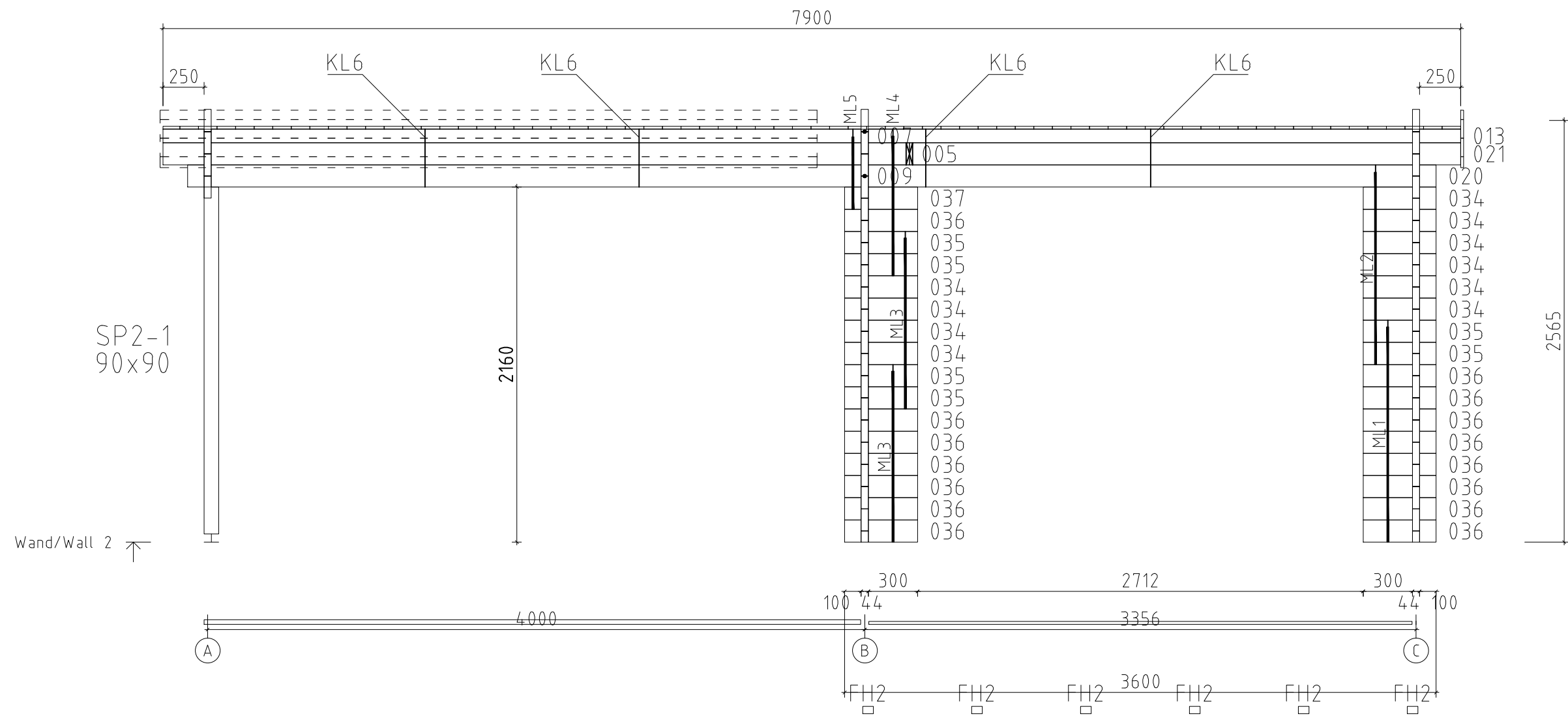




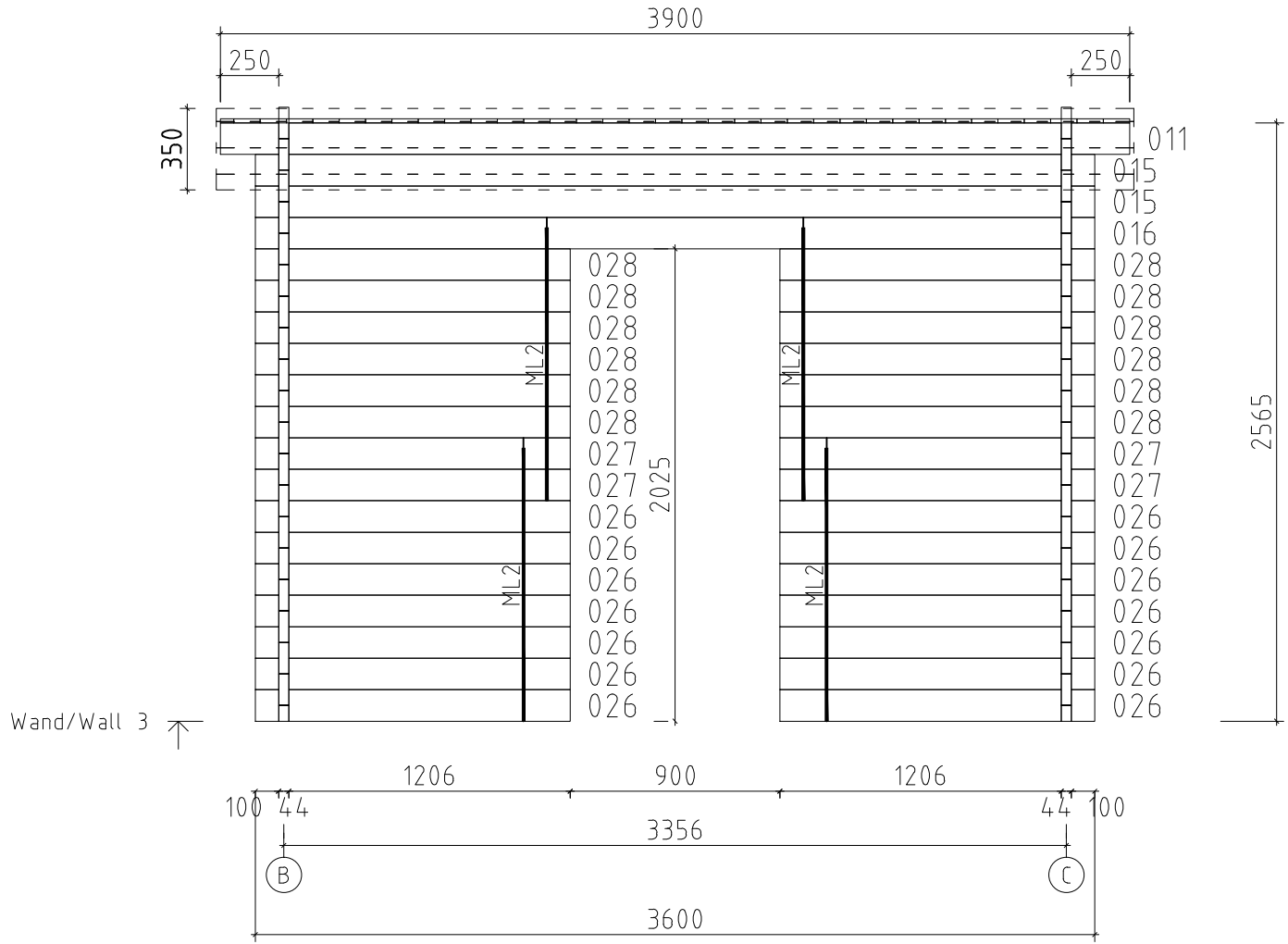
Name	Hansa Corner A 570x360+SD+Terr 44	
Zeichnung/Drawing	WAND/WALL B	
Profil/Profile	4.4x13.5	Datum/Date
		04.05.2017



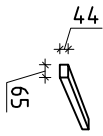
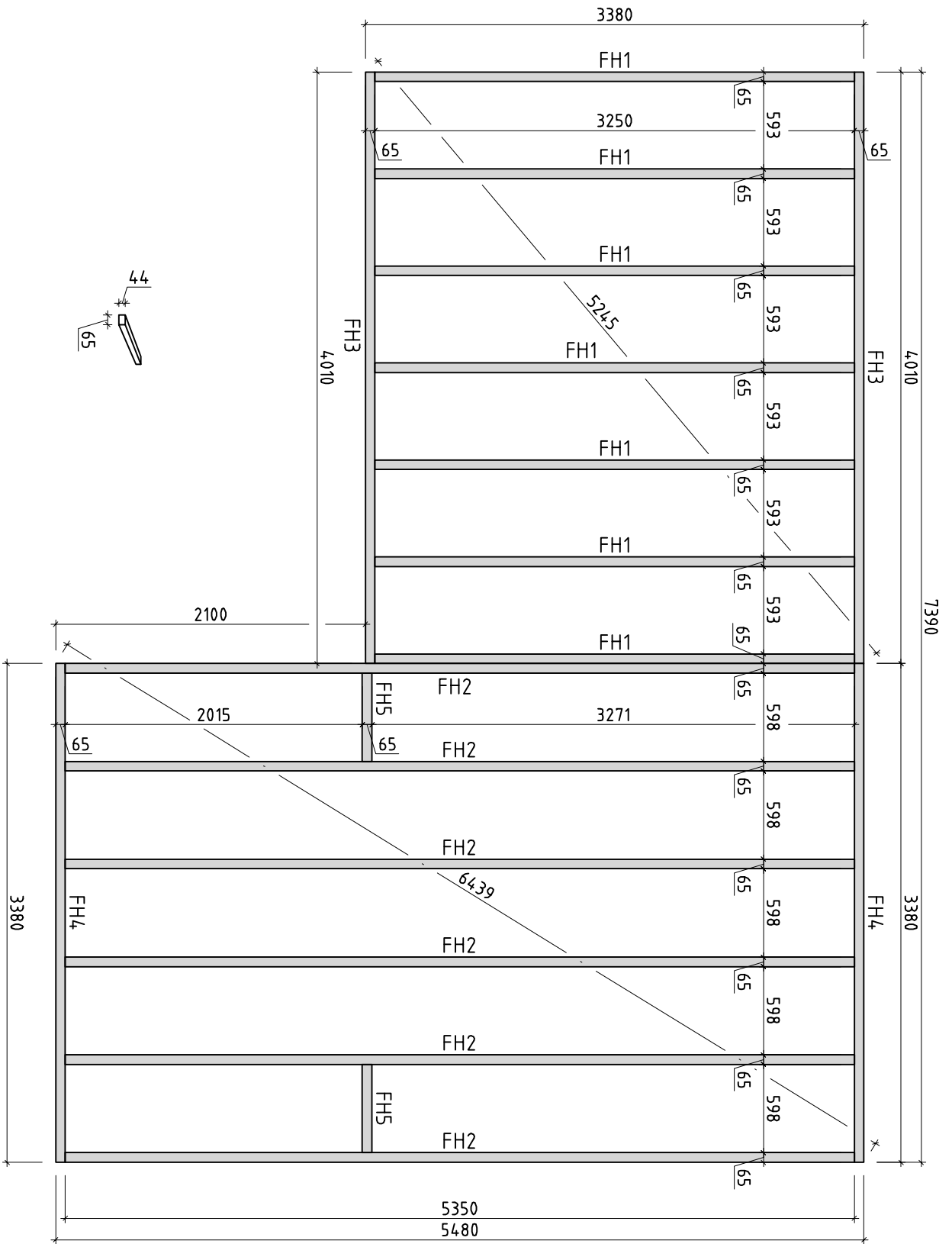




Name	Hansa Corner A 570x360+SD+Terr 44		
Zeichnung/Drawing	WAND/WALL 2		
Profil/Profile	4.4x13.5	Datum/Date	04.05.2017



Name	Hansa Corner A 570x360+SD+Terr 44		
Zeichnung/Drawing	WAND/WALL 3		
Profil/Profile	4.4x13.5	Datum/Date	04.05.2017



Name	Hansa Corner A 570x360+SD+Terr 4,4		
Zzeichnung/Drawing	Lagerholzplan/Foundation plan		
Profil/Profile	4,4x13,5	Datum/Date	04.05.2017