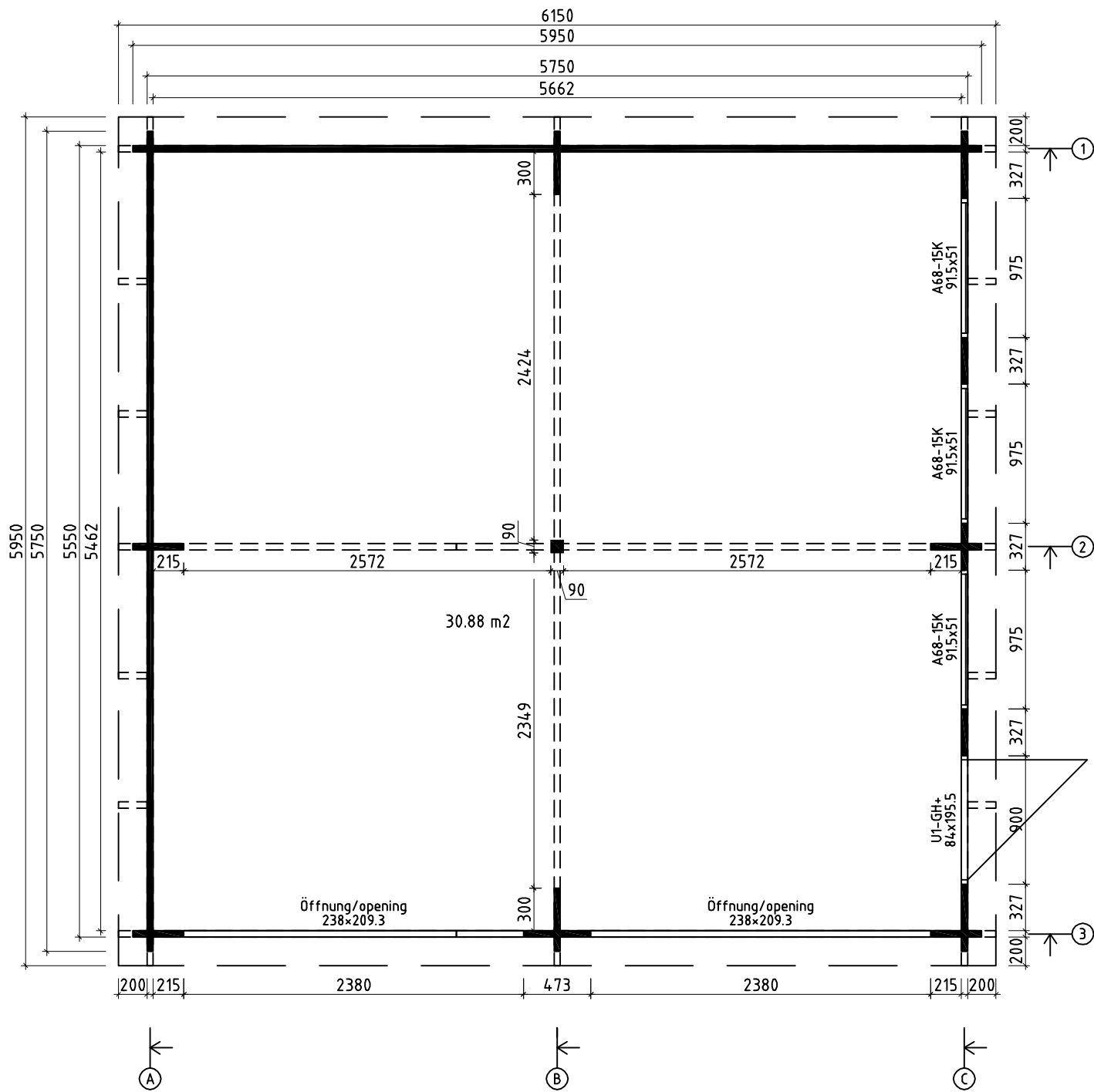


Name Hansa Garage F 595x575 44

Zeichnung/Drawing 3D

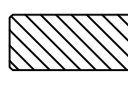
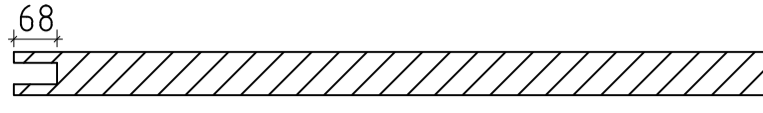
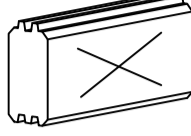
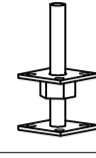



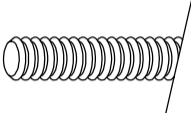
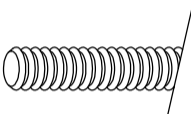
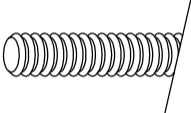
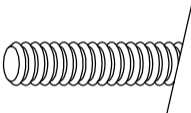
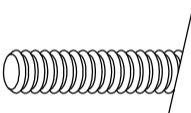
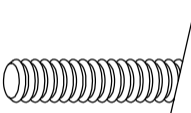
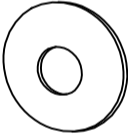

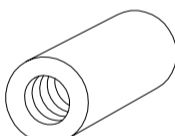



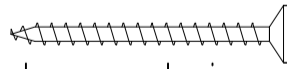
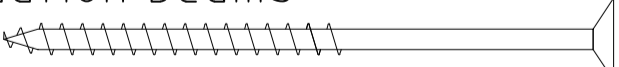
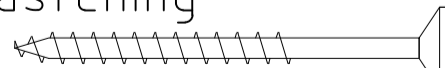
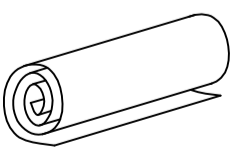
Profil/Profile 4.4 x 13.5 Datum/Date 22.08.2017

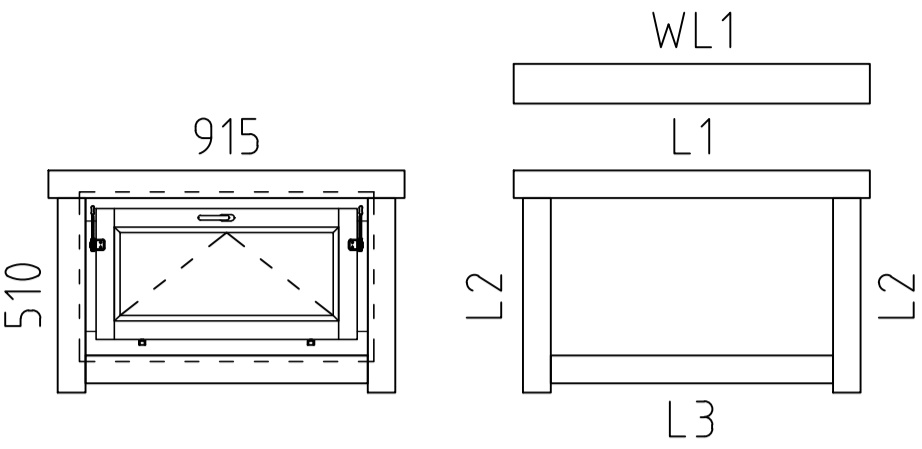
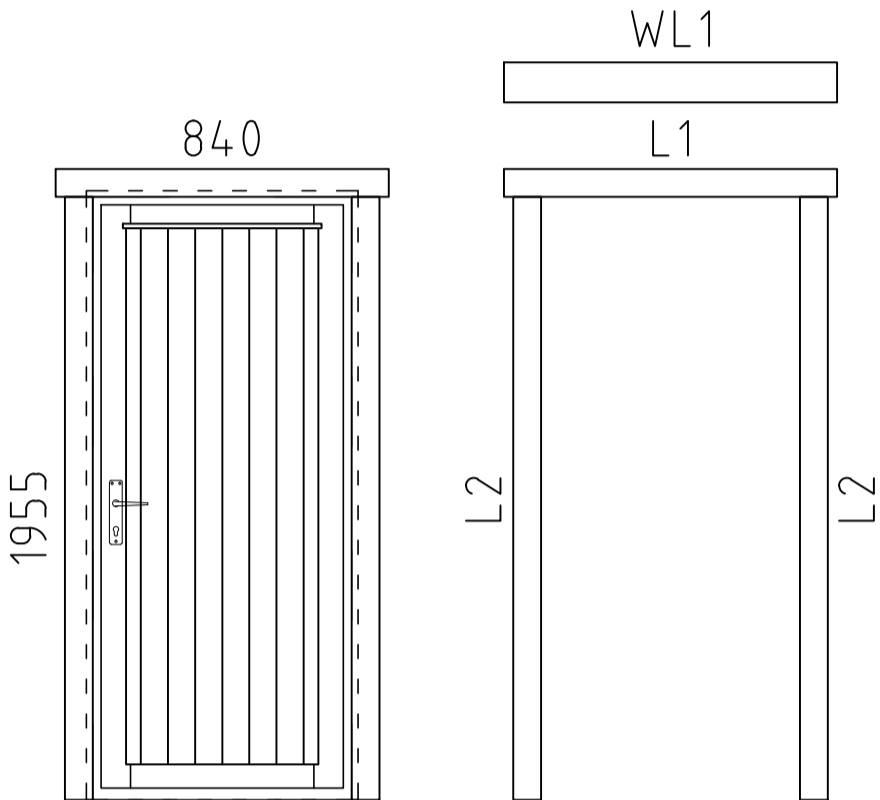


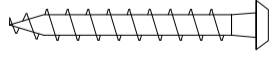


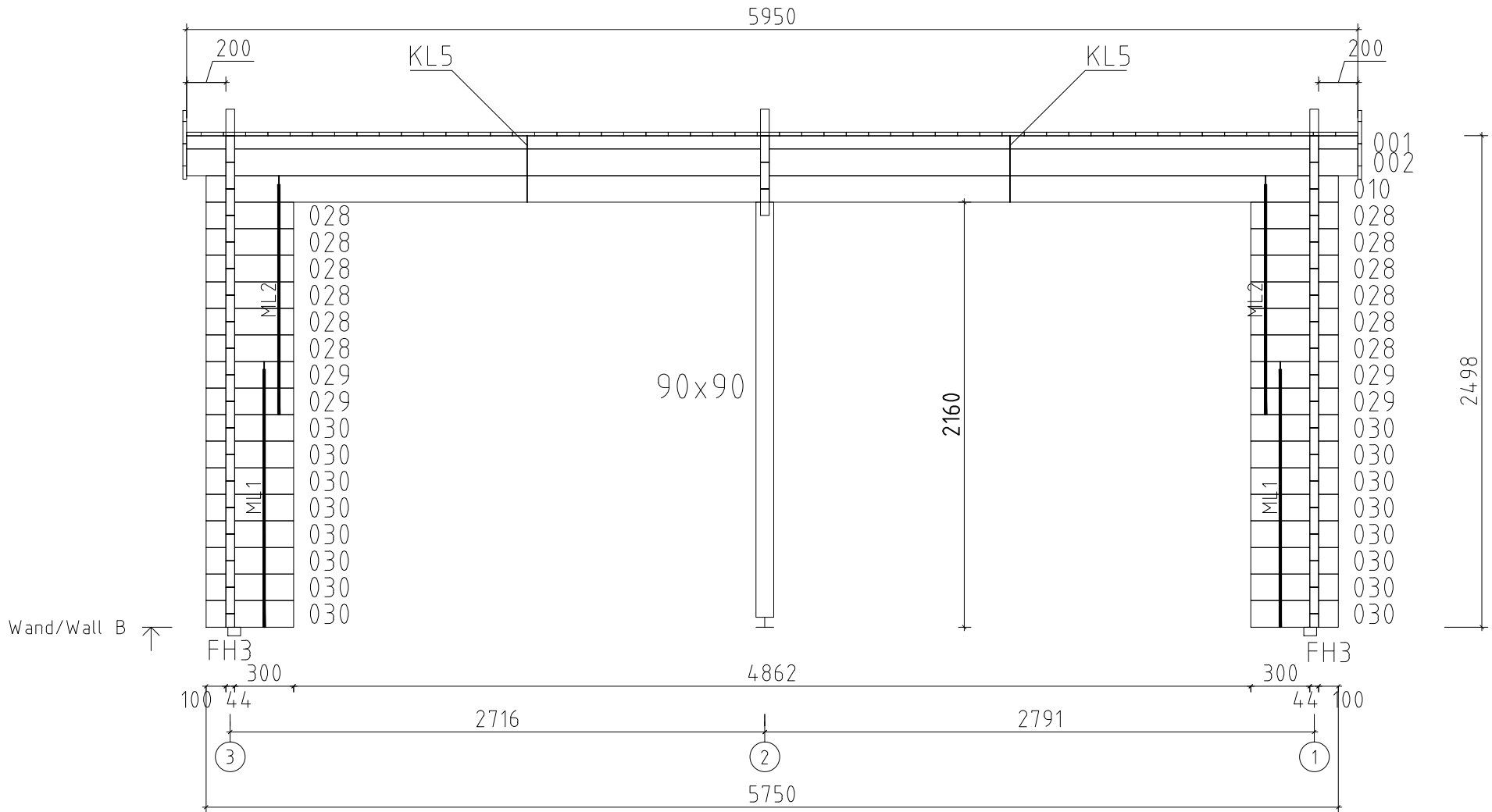
Name	Hansa Garage F 595x575 44		
Zeichnung/Drawing	Grundplan/Plan		
Profil/Profile	4.4x13.5	Datum/Date	22.08.2017

Pos	Teileliste/Specification Hansa Garage F 595x575 44	Stck. Pcs.	Profil Profile (mm)	Länge Length (mm)
001		1	44x68	5950
002		1	44x135	5950
003		1	44x135	5950
004		18	44x135	5950
005		1	44x135	5950
006		1	44x135	5950
007		1	44x135	5950
008		1	44x68	5950
009		1	44x135	5950
010		1	44x135	5750
011		19	44x135	5750
012		1	44x135	5750
013		7	44x135	4379
014		2	44x135	4379
015		1	44x135	4379
016		1	44x135	4379
017		2	44x135	3783
018		1	44x135	3783
019		1	44x72	3053
020		2	44x72	3053
021		2	44x118	2367
022		1	44x118	2367
023		1	44x68	473
024		7	44x135	473
025		2	44x135	473

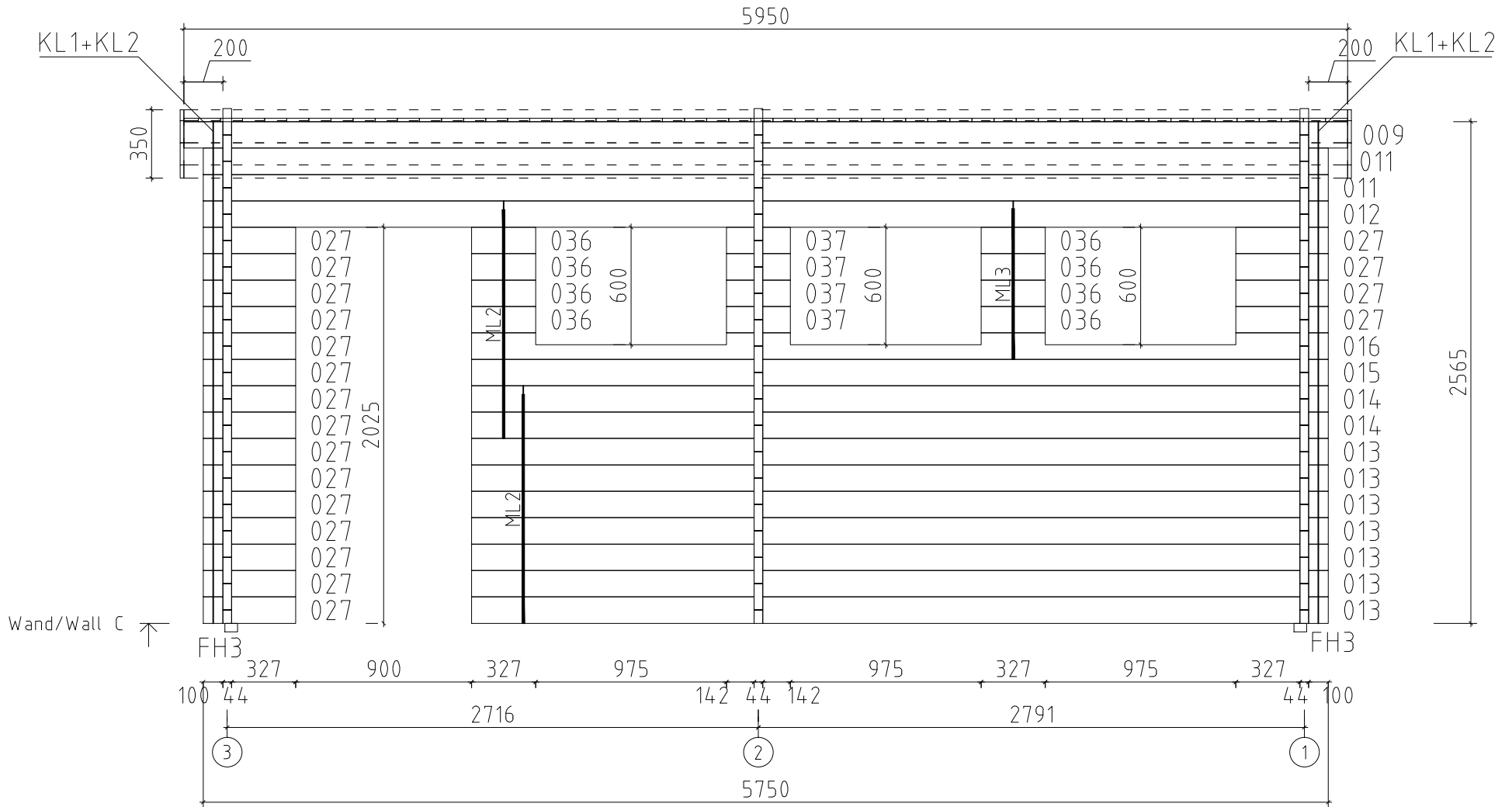
Pos	Teileliste/Specification Hansa Garage F 595x575 44		Stck. Pcs.	Profil Profile (mm)	Länge Length (mm)
026			6	44x135	473
027			19	44x135	471
028			12	44x135	444
029			4	44x135	444
030			16	44x135	444
031			4	44x68	359
032			30	44x135	359
033			12	44x135	358
034			4	44x135	358
035			14	44x135	358
036			8	44x135	327
037			4	44x135	327
FH3	FUNDAMENTHOLZ (imprägniert) - FOUNDATION BEAM (impregnated) 		2	65x44	5730
FH1	FUNDAMENTHOLZ (imprägniert) - FOUNDATION BEAM (impregnated) 		2	65x44	5400
FH2	FUNDAMENTHOLZ (imprägniert) - FOUNDATION BEAM (impregnated) 		2	65x44	269
FH4	FUNDAMENTHOLZ (imprägniert) - FOUNDATION BEAM (impregnated) 		2	65x44	184
DB1	DACHBALKE - ROOF BEAM 		6	58x170	5950
	DACHBRETTER - ROOF BOARDS		27+2 27	113x18	4505 1550
	DACHBRETTER - ROOF BOARDS		26 26	113x18	4405 1650
BL-1	DACHBLENDEN - PARAPET 350mm		4	18x350	3094
BL-2	DACHBLENDEN - PARAPET 350mm		2	18x350	5950
BS-1	DACHBLENDEN- Blendenstützen - PARAPET- Parapet support 44x65		8	44x65	200
VL-1	DACHBLENDEN- Verbindungsleisten - PARAPET- connecting strips 310mm		2	120x18	350
UPB-1	DACHBLENDEN- U-Profil für Blenden - PARAPET- U-Profile			65x44	25,0 lfm/rm
DPL-1	DACHPAPPENLEISTE - ROOFING FELT STRIPS 15x28			15x28	18,0 lfm/rm
Kood	Hansa Garage F 595x575 44Materjal		File		Leht 2/4

Pos	Teileliste/Specification Hansa Garage F 595x575 44		Stck. Pcs.	Profil Profile (mm)	Länge Length (mm)
T4-1	TRAUFENLEISTE - EAVES STRIPS 40x18		✓	40x18	18,0 lfm/rm
SP2-1	STÜTZPFOSTE - SUPPORT POST 90x90		✓	90x90	2160
SH	SCHLAGHÖLZER - MOUNTING PIECES		3		
VP2	Verstellbare Pfostenstütze - Adjustable post support M16		1	M16	
ML1	Metallstange - Metal bar		2	D10	1310
ML2	Metallstange - Metal bar		12	D10	1170
ML3	Metallstange - Metal bar		1	D10	770
KL1	Gewindestange - Threaded Rod M8		4	M8	2000
KL2	Gewindestange - Threaded Rod M8		2	M8	595
KL3	Gewindestange - Threaded Rod M8		1	M8	477
KL4	Gewindestange - Threaded Rod M8		1	M8	388
KL5	Gewindestange - Threaded Rod M8		2	M8	338
KL6	Gewindestange - Threaded Rod M8		2	M8	325
	Mutter - nut M8 U-Scheibe - washer Ø25			16	M8
	Befestigungsmutter - fixing nut M8		4	M8	
NG3	DACHPAPPNÄGEL - ROOFING NAILS 2.0x18		820		
NG1	NÄGEL - NAILS 2.5x50	Dachbretter - Roof boards		1908	
SR01	SCHRAUBEN - SCREWS 3.0x30	Abdeckleisten - Ceiling trims Traufenleisten - Eaves strips 40x18 Dachpappenleiste - Roofing felt strips		76	
SR03	SCHRAUBEN - SCREWS 3.5x45	U-Profil - U-Profile Fenster- und Türleisten - Window and door strips		132	
SR11	SCHRAUBEN - SCREWS 5.0x100	Fundamenthölzer - Foundation beams		32	
SR10	SCHRAUBEN - SCREWS 5.0x70	Blendenbefestigung - Parapet fastening		90	
	DACHPAPPE - ROOFING FELT		✓	6,6m-7st.	48,0 lfm/rm
Kood	Hansa Garage F 595x575 44	Materjal	File	Leht	3/4

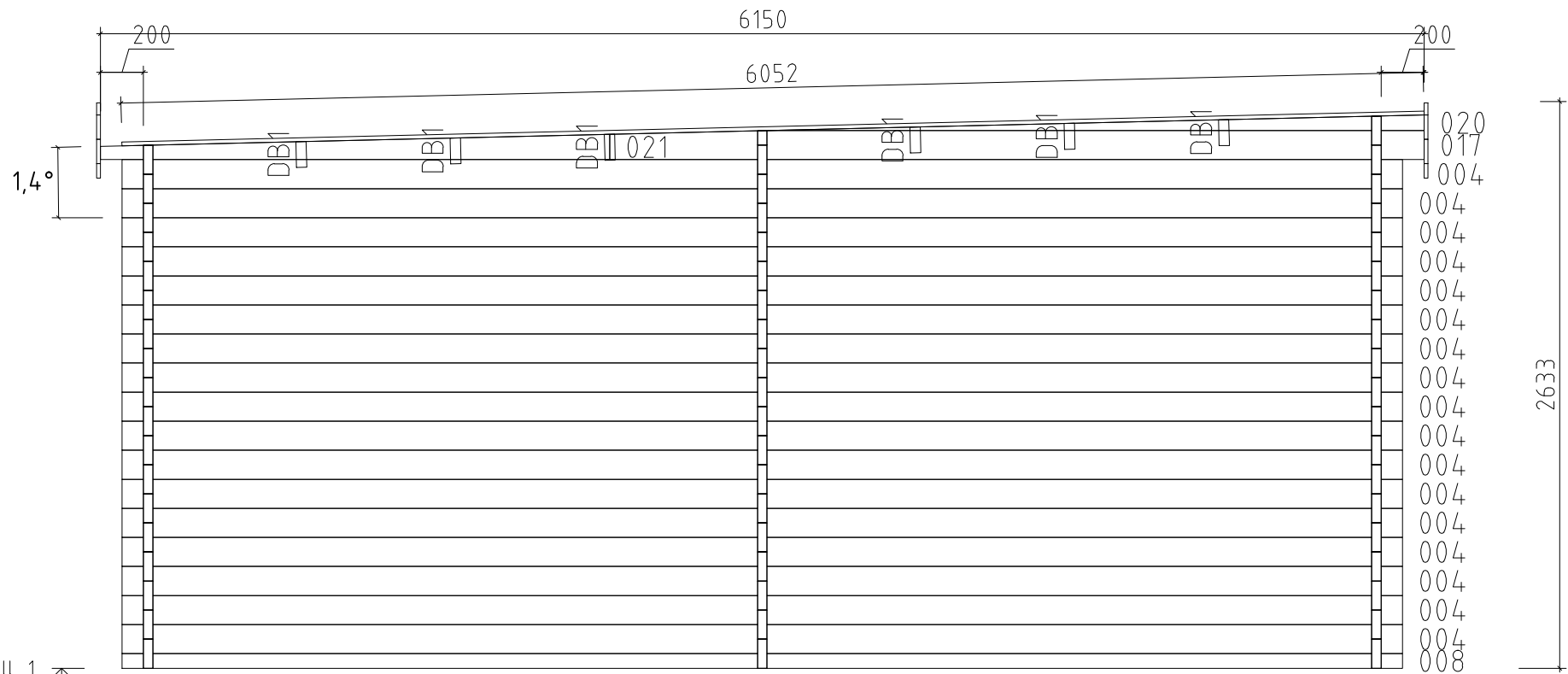
Pos	Teileliste/Specification Hansa Garage F 595x575 44	Stck. Pcs.	Profil Profile (mm)	Länge Length (mm)																
	<p style="text-align: center;">FENSTER/WINDOW 915x510</p>  <p style="text-align: center;">A68-15K</p> <table border="0" style="width: 100%;"> <tr> <td>L1</td> <td>18x90</td> <td>L=1155mm</td> <td>2x</td> </tr> <tr> <td>L2</td> <td>18x90</td> <td>L=630mm</td> <td>4x</td> </tr> <tr> <td>L3</td> <td>18x90</td> <td>L=915mm</td> <td>2x ✓</td> </tr> <tr> <td>WL1</td> <td>36x129</td> <td>L=1155mm</td> <td>1x</td> </tr> </table>	L1	18x90	L=1155mm	2x	L2	18x90	L=630mm	4x	L3	18x90	L=915mm	2x ✓	WL1	36x129	L=1155mm	1x	3		
L1	18x90	L=1155mm	2x																	
L2	18x90	L=630mm	4x																	
L3	18x90	L=915mm	2x ✓																	
WL1	36x129	L=1155mm	1x																	
	<p style="text-align: center;">TÜR/DOOR 840x1955</p>  <p style="text-align: center;">U5-GH+</p> <table border="0" style="width: 100%;"> <tr> <td>L1</td> <td>18x90</td> <td>L=1080mm</td> <td>2x</td> </tr> <tr> <td>L2</td> <td>18x90</td> <td>L=1955mm</td> <td>4x ✓</td> </tr> <tr> <td>WL1</td> <td>36x129</td> <td>L=1080mm</td> <td>1x</td> </tr> </table> <p style="text-align: center;">DIN rechts</p>	L1	18x90	L=1080mm	2x	L2	18x90	L=1955mm	4x ✓	WL1	36x129	L=1080mm	1x	1						
L1	18x90	L=1080mm	2x																	
L2	18x90	L=1955mm	4x ✓																	
WL1	36x129	L=1080mm	1x																	
	<u>NUR FÜR SCHWINGTOR - ONLY WITH UP AND OVER GARAGE DOOR</u>																			
TB1	TRÄGEBALKEN - SUPPORT BEAM 	1	44x94	5650																
PS02	PFETTENSCHUH - JOIST HANGER 45X97 	2																		
SR08	SCHRAUBEN - SCREWS 5.0x42 	20																		
	✓ - Bitte selber anpassen (falls nötig)! / Cut into length on site (if needed)!																			
Kood	Hansa Garage F 595x575 44	Material	File	Leht 4/4																



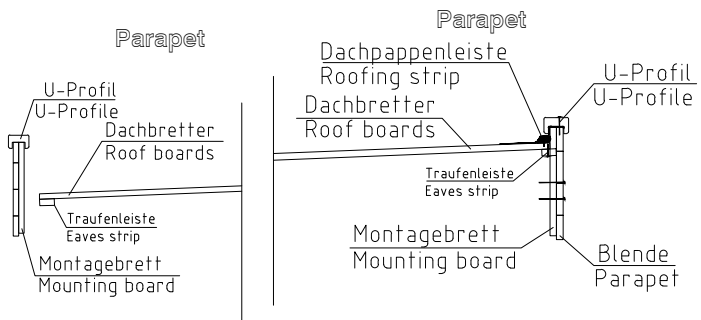
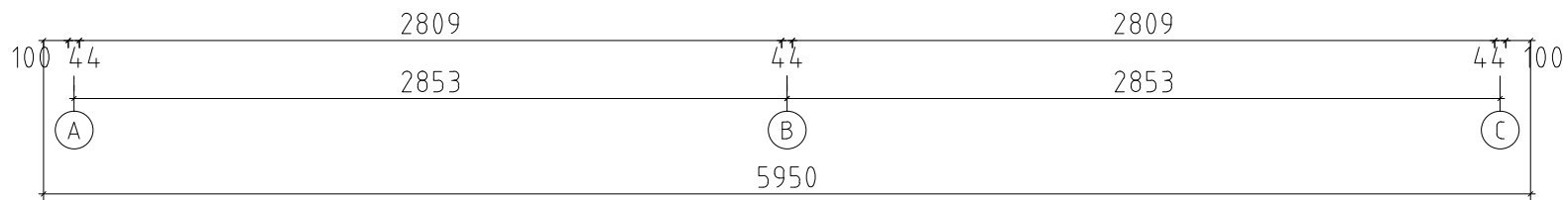
Name	Hansa Garage F 595x575 44		
Zeichnung/Drawing	WAND/WALL B		
Profil/Profile	4.4x13.5	Datum/Date	22.08.2017



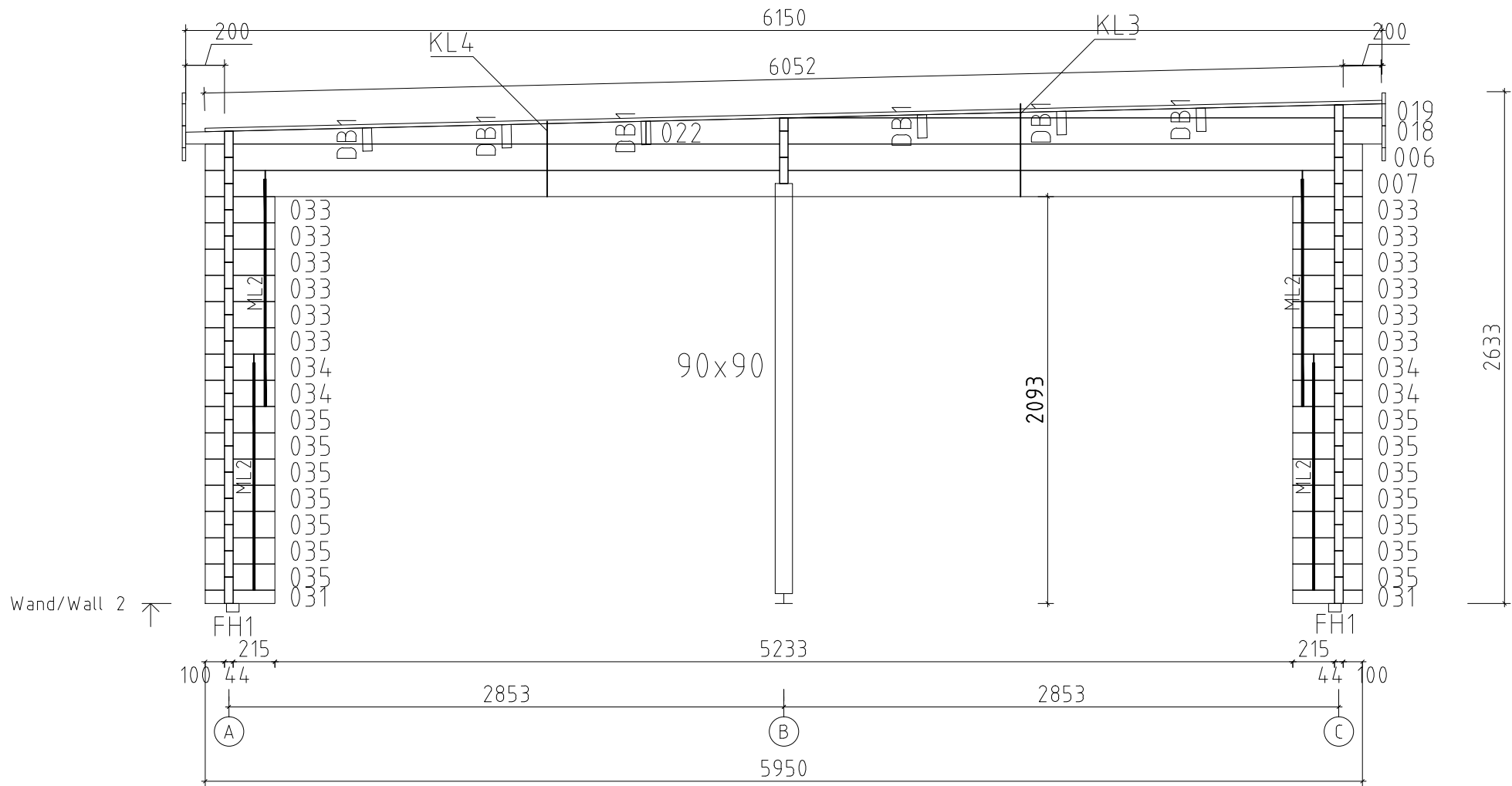
Name	Hansa Garage F 595x575 44		
Zeichnung/Drawing	WAND/WALL C		
Profil/Profile	4.4x13.5	Datum/Date	22.08.2017



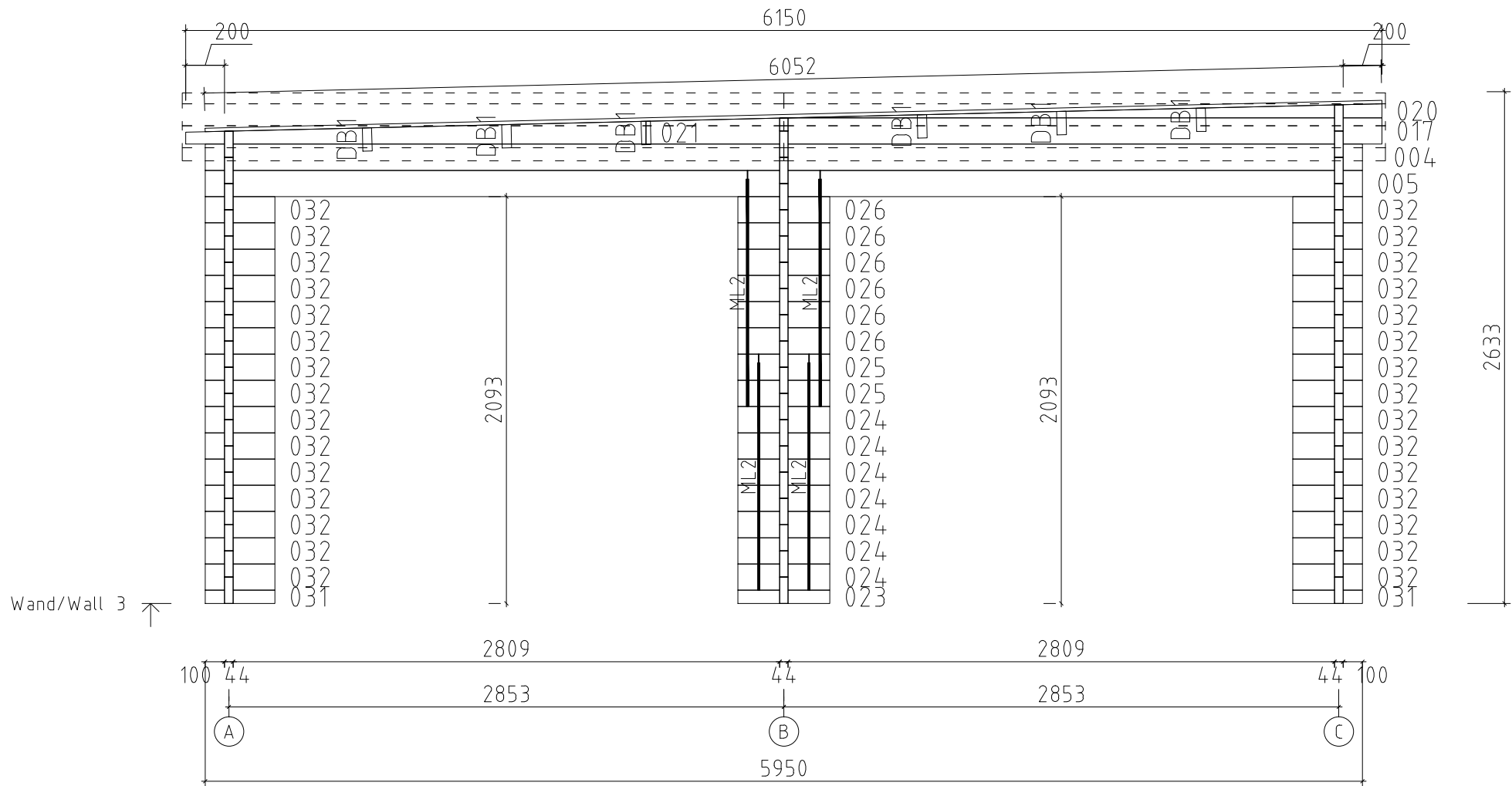
Wand/Wall 1



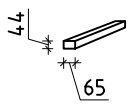
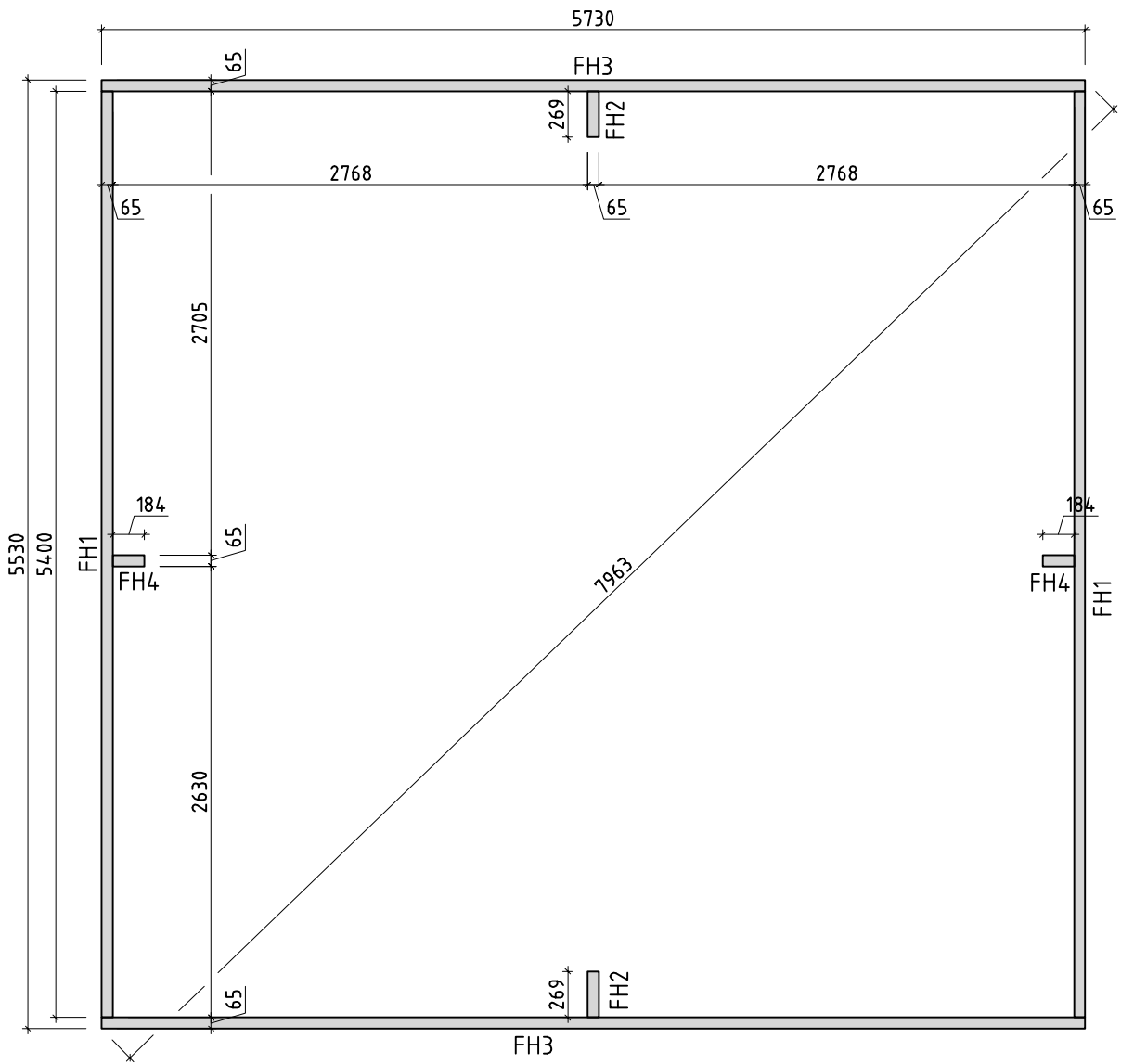
Name	Hansa Garage F 595x575 44		
Zeichnung/Drawing	WAND/WALL 1		
Profil/Profile	4.4x13.5	Datum/Date	22.08.2017



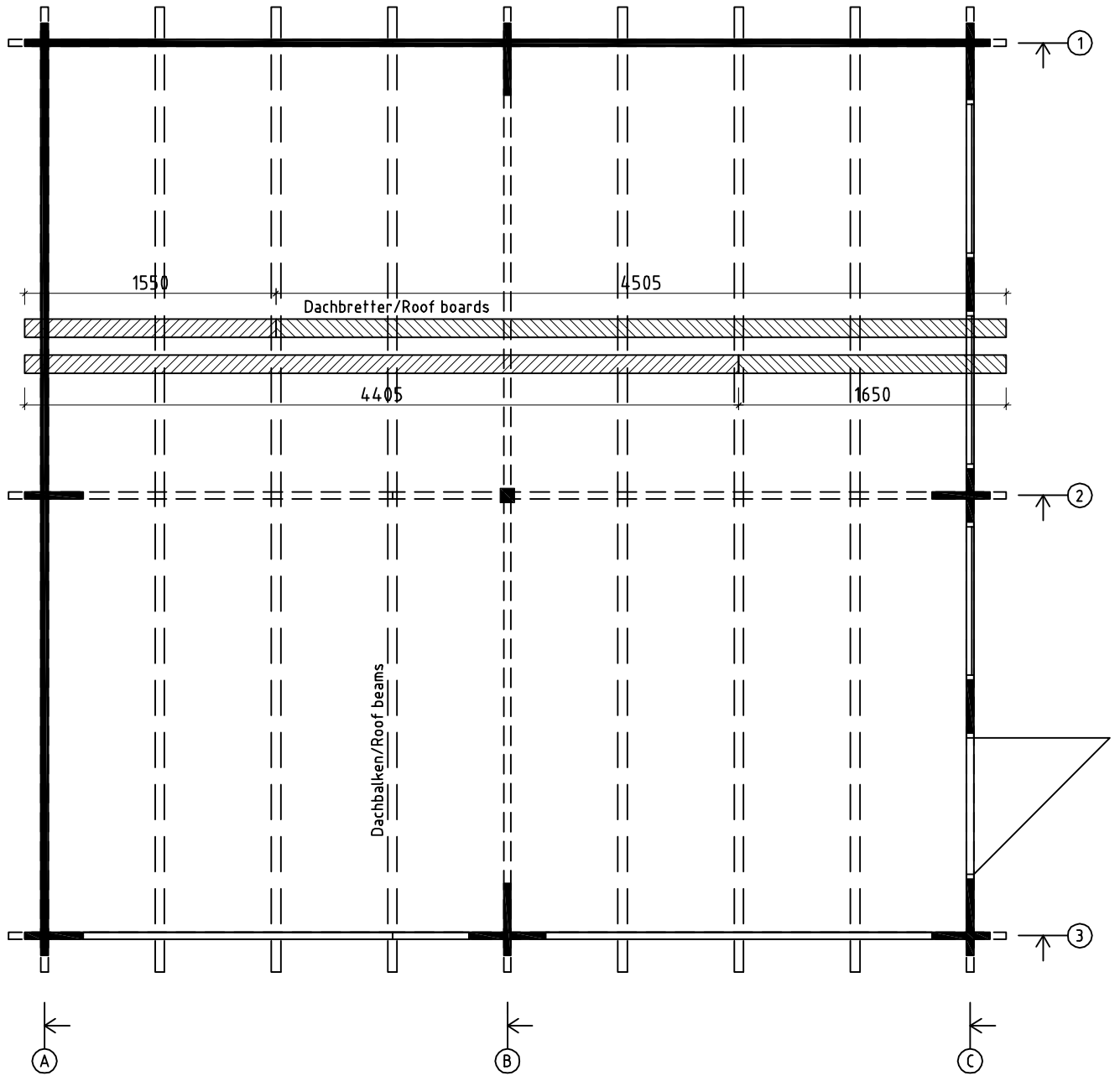
Name	Hansa Garage F 595x575 44	
Zeichnung/Drawing	WAND/WALL 2	
Profil/Profile	4.4x13.5	Datum/Date 22.08.2017



Name	Hansa Garage F 595x575 44		
Zeichnung/Drawing	WAND/WALL 3		
Profil/Profile	4.4x13.5	Datum/Date	22.08.2017



Name	Hansa Garage F 595x575 44	
Zeichnung/Drawing	Lagerholzplan/Foundation plan	
Profil/Profile	4.4x13.5	Datum/Date 22.08.2017



Name	Hansa Garage F 595x575 44		
Zeichnung/Drawing	Dachbretter/Roof boards		
Profil/Profile	4.4x13.5	Datum/Date	22.08.2017