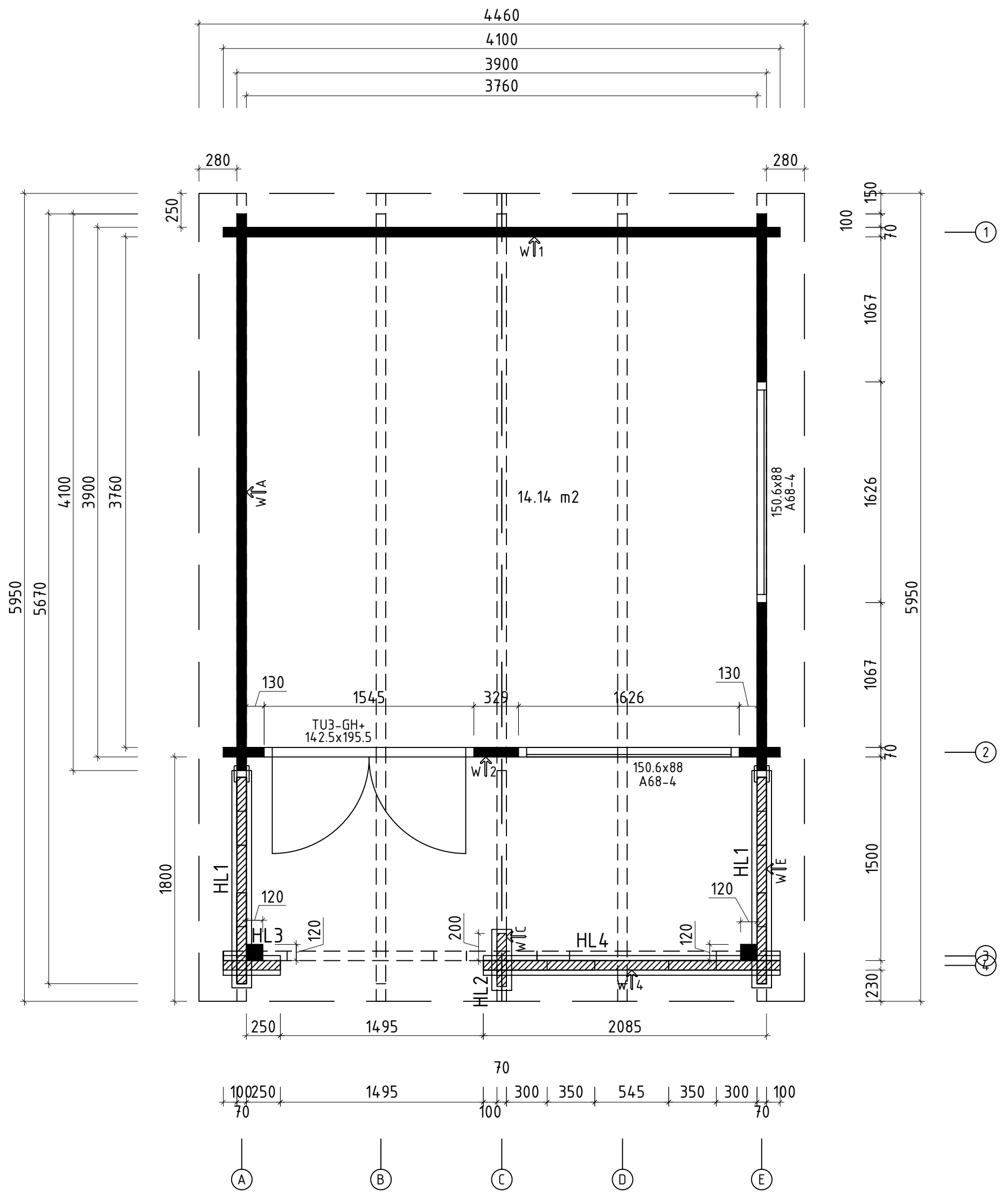
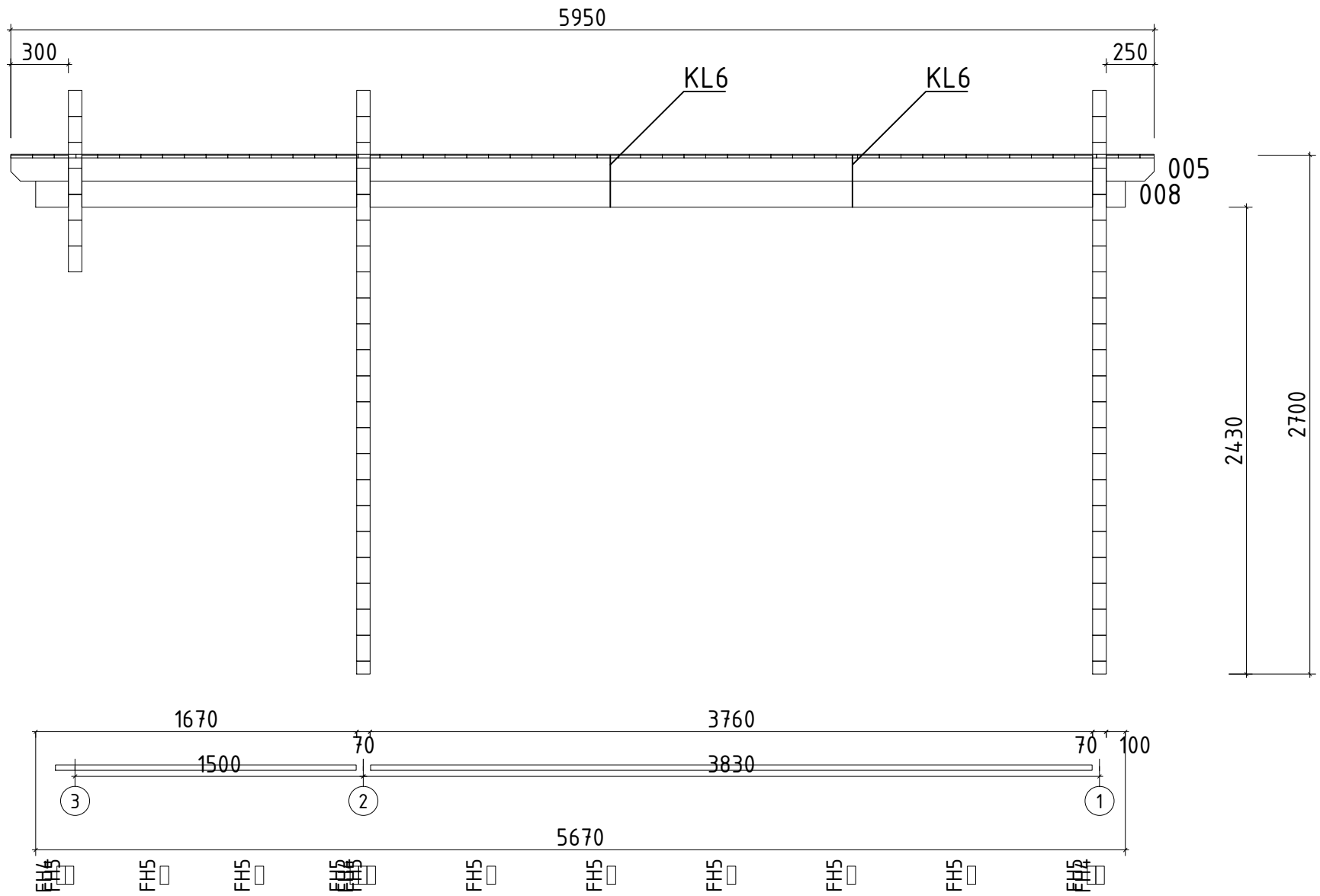


Name	Sommerland A 410x410/70		
Zeichnung/Drawing	3D		
Profil/Profile	7.0x13.5	Datum/Date	03.04.2017

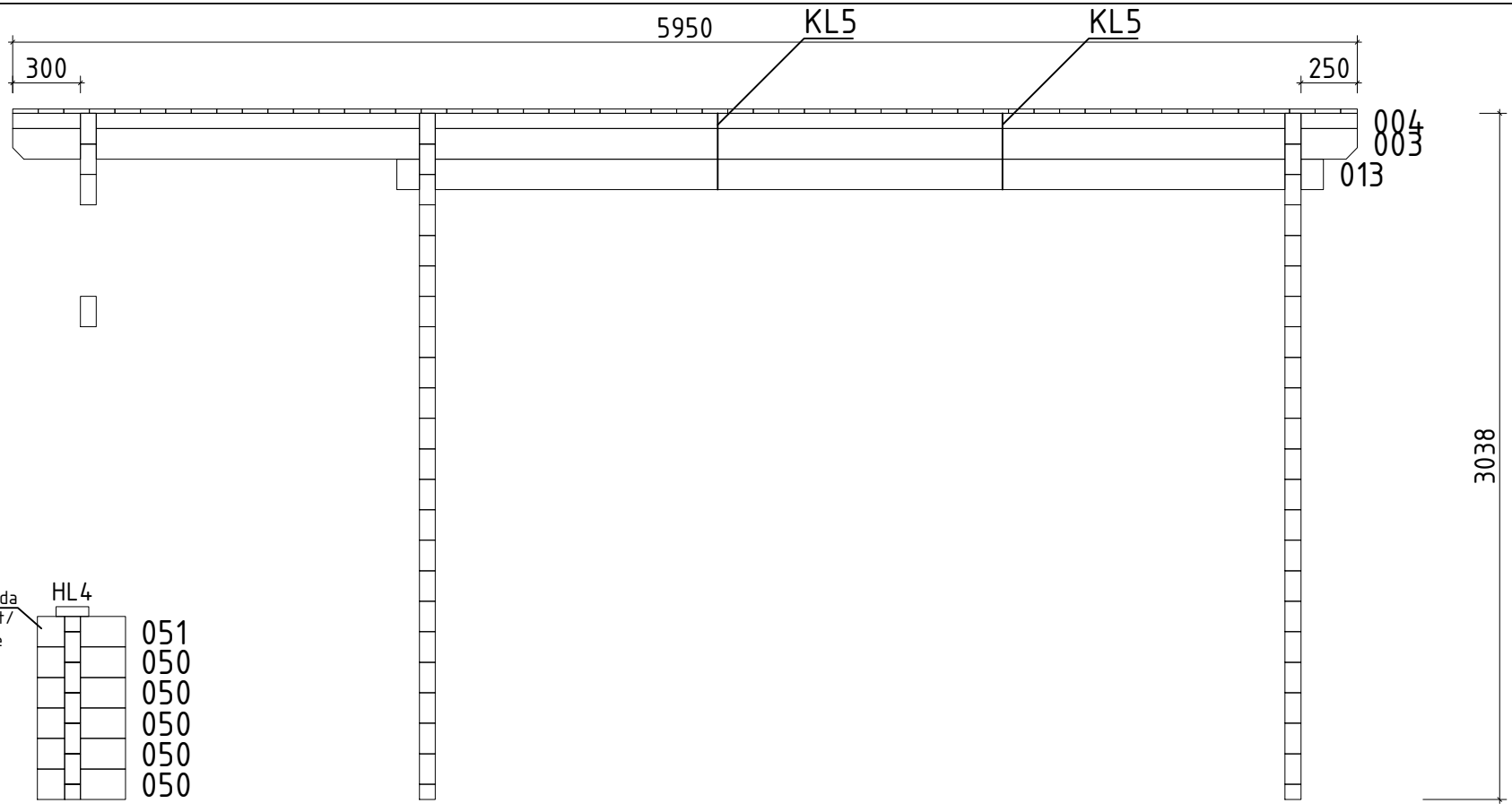


Name	Sommerland A 410x410/70		
Zeichnung/Drawing	Grundplan; Plan		
Profil/Profile	7.0x13.5	Datum/Date	03.04.2017



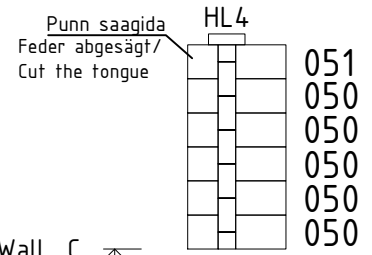
Wand/Wall B ↗

Name	Sommerland A 410x410/70		
Zeichnung/Drawing	WAND/WALL B		
Profil/Profile	7.0x13.5	Datum/Date	03.04.2017

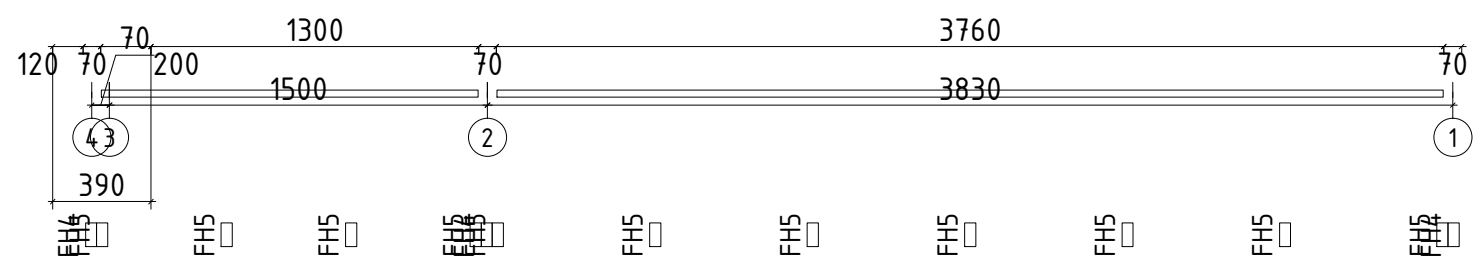


004
013

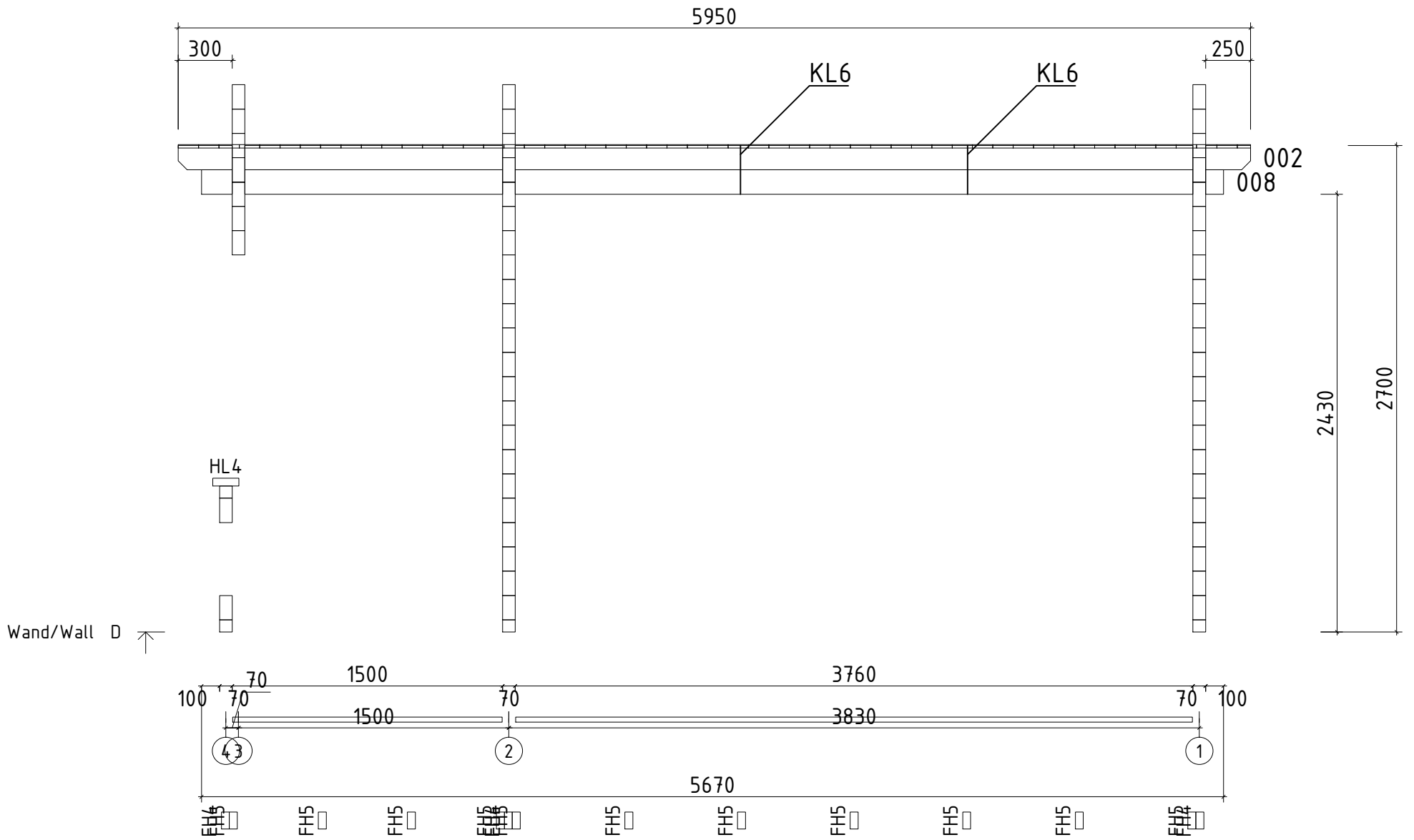
3038



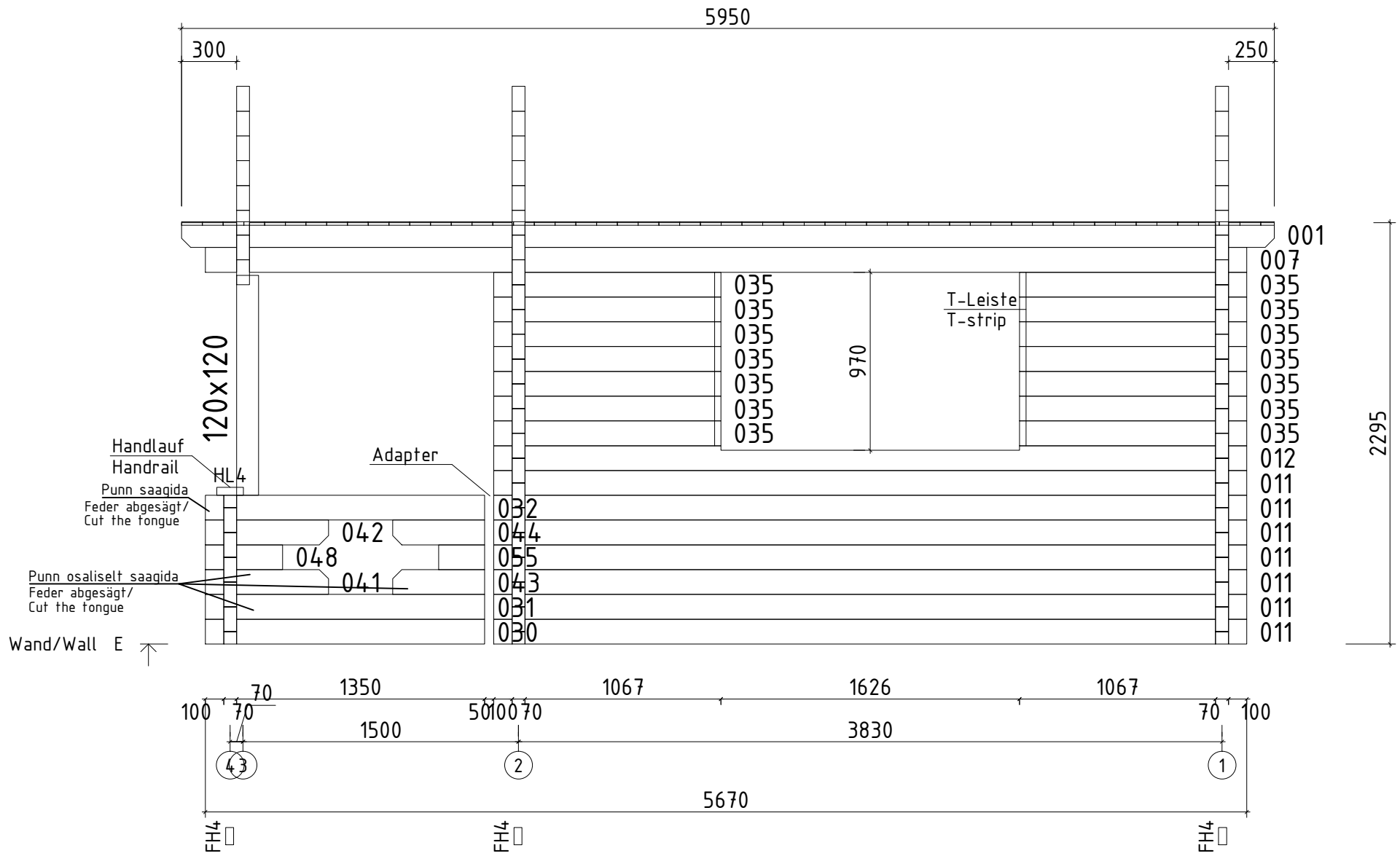
Wand/Wall C



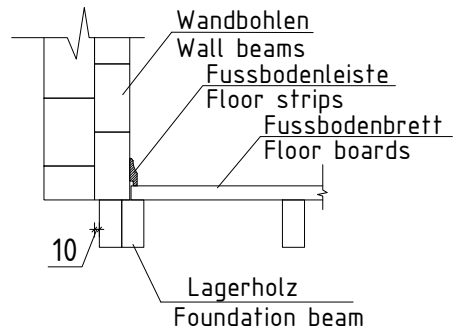
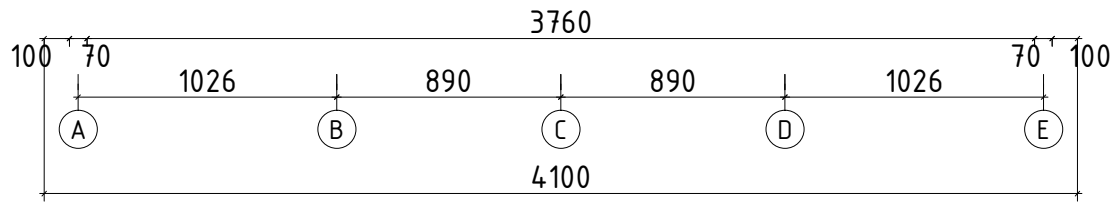
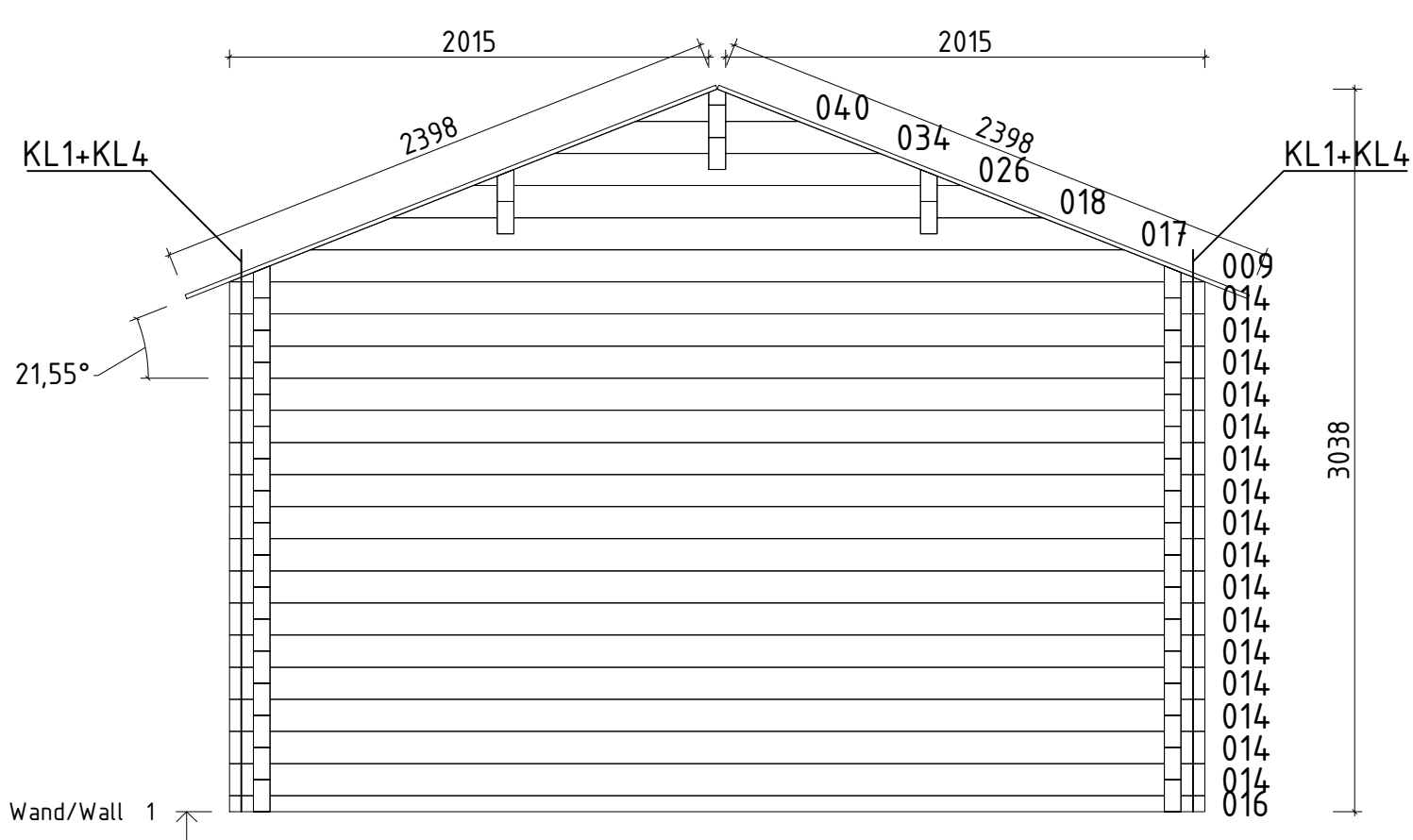
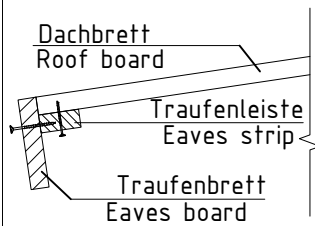
Name	Sommerland A 410x410/70		
Zeichnung/Drawing	WAND/WALL C		
Profil/Profile	7.0x13.5	Datum/Date	03.04.2017



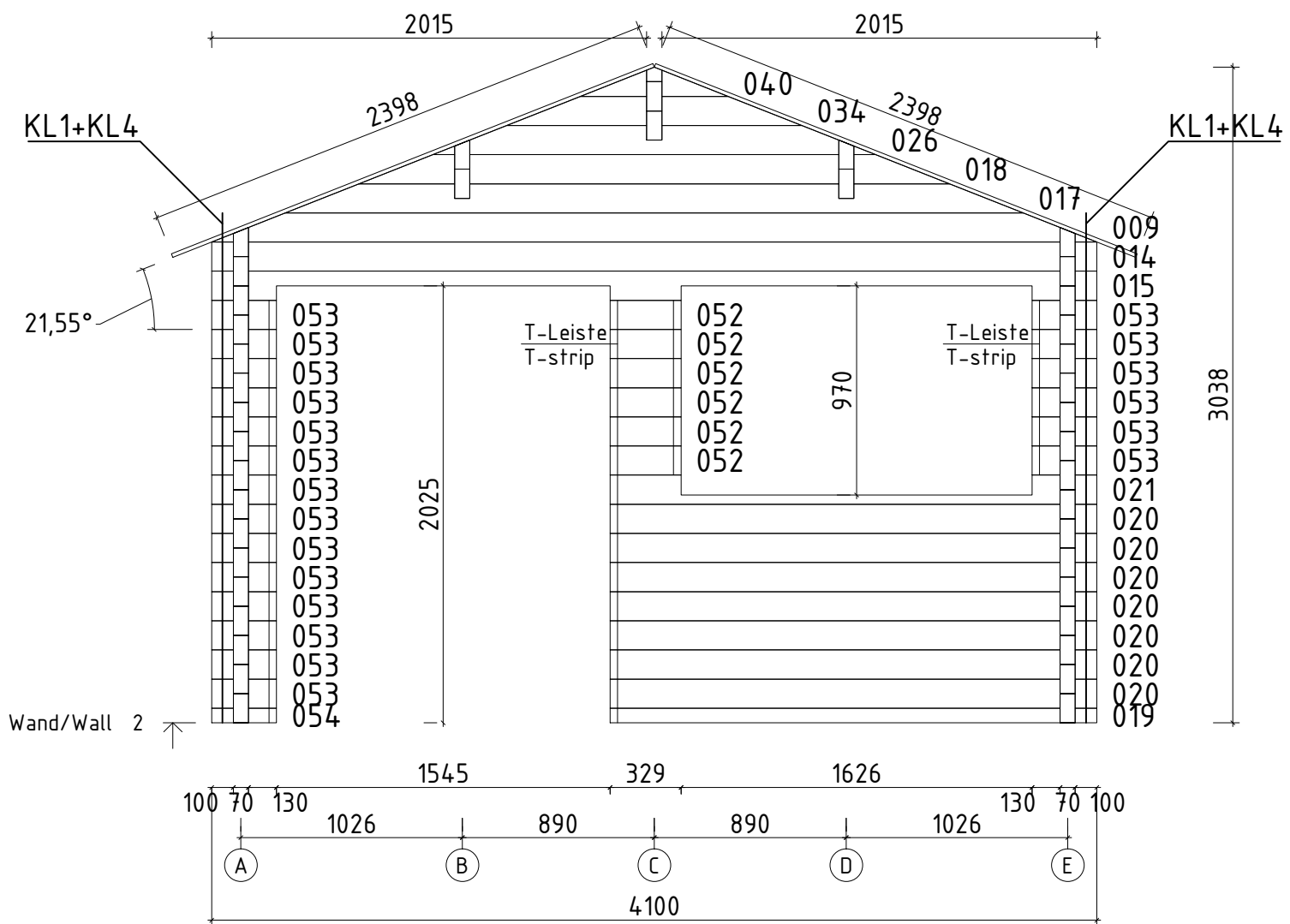
Name	Sommerland A 410x410/70		
Zeichnung/Drawing	WAND/WALL D		
Profil/Profile	7.0x13.5	Datum/Date	03.04.2017



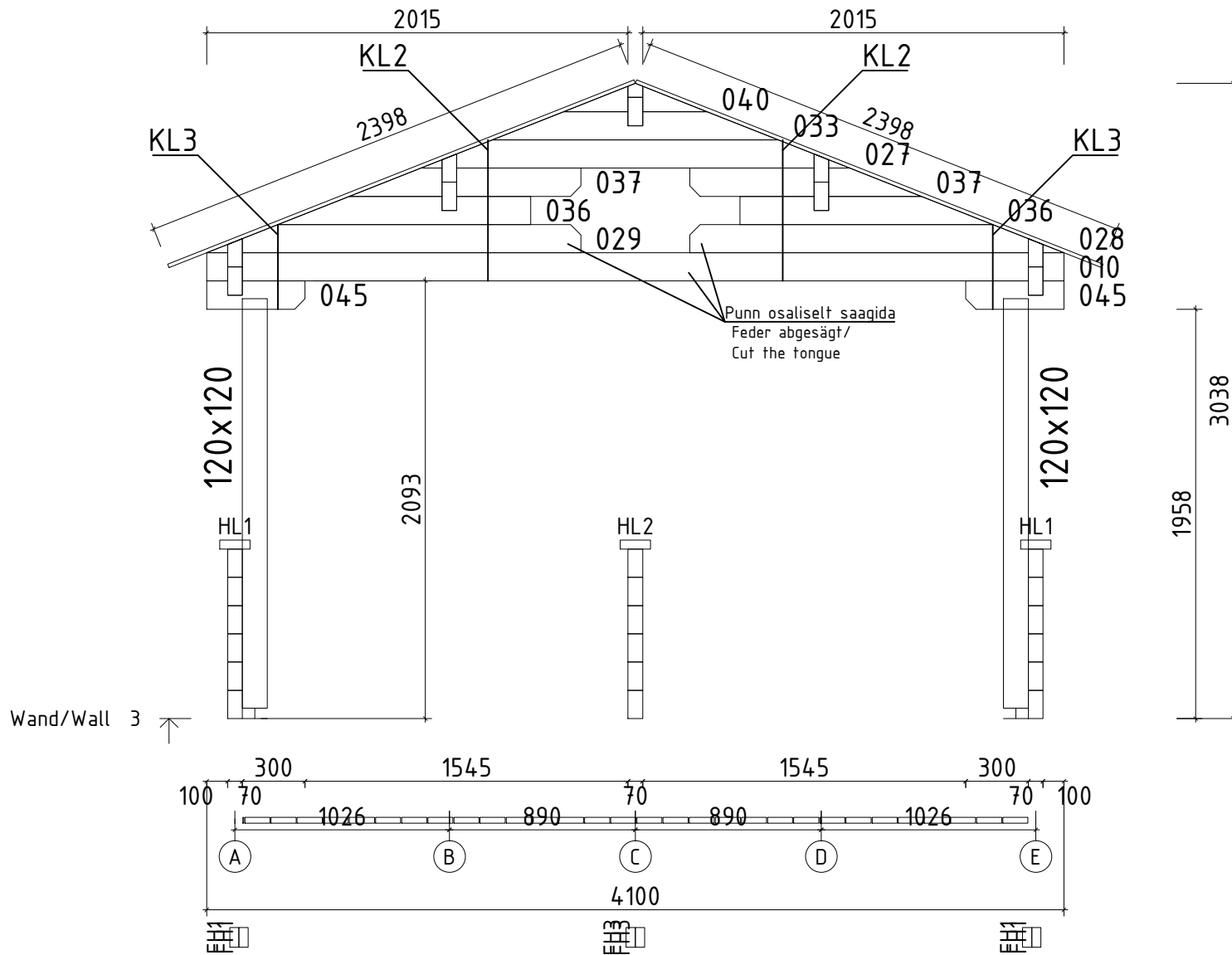
Name	Sommerland A 410x410/70		
Zeichnung/Drawing	WAND/WALL E		
Profil/Profile	7.0x13.5	Datum/Date	03.04.2017



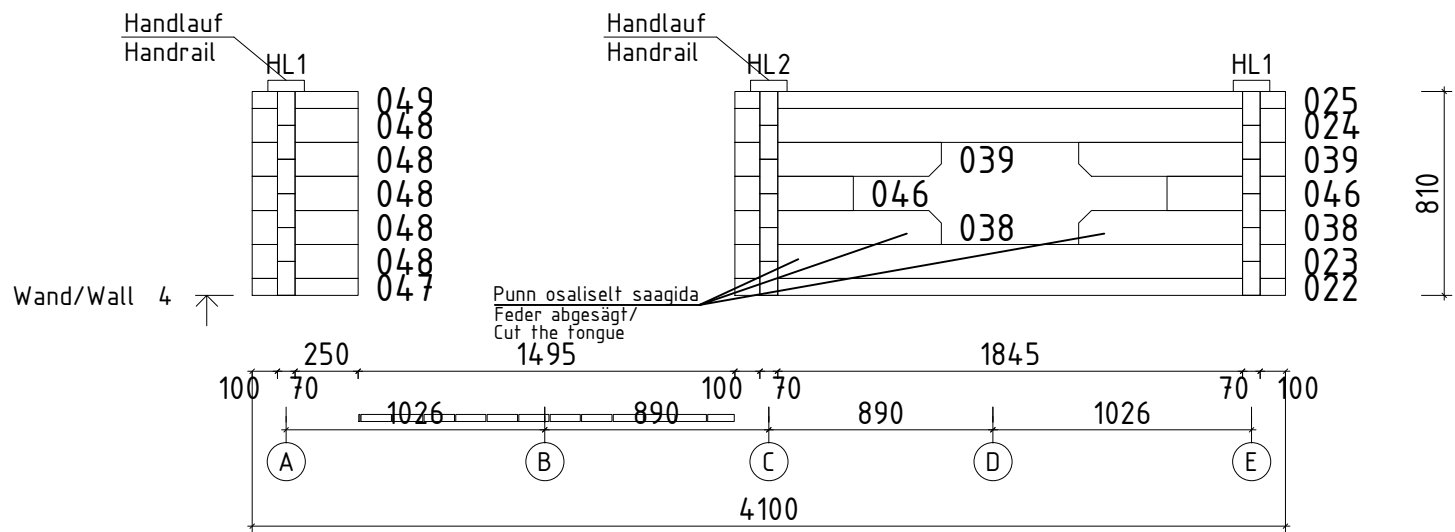
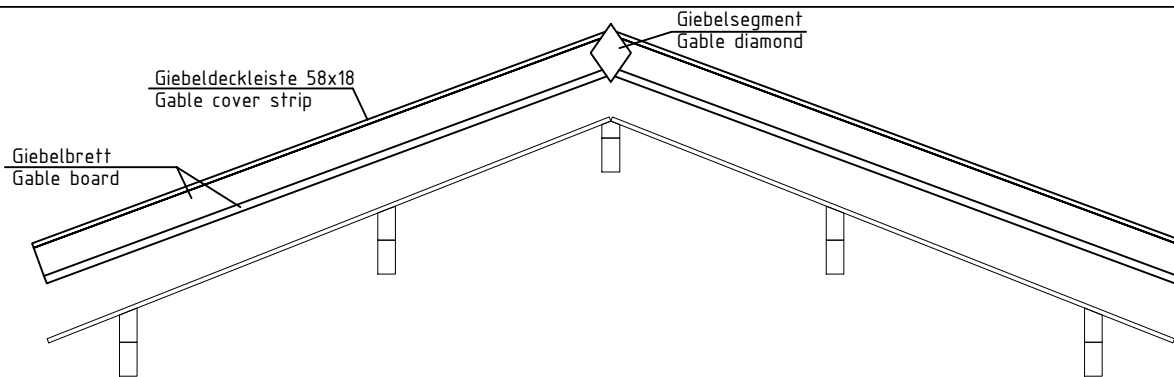
Name	Sommerland A 410x410/70		
Zeichnung/Drawing	WAND/WALL 1		
Profil/Profile	7.0x13.5	Datum/Date	03.04.2017



Name	Sommerland A 410x410/70		
Zeichnung/Drawing	WAND/WALL 2		
Profil/Profile	7.0x13.5	Datum/Date	03.04.2017

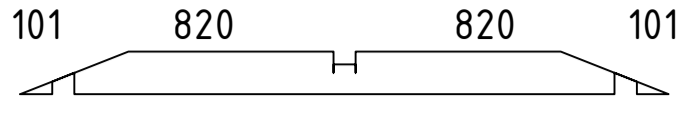
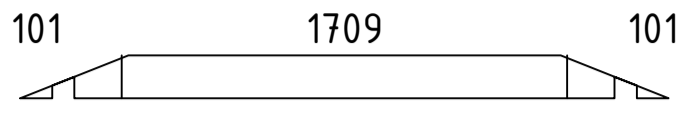
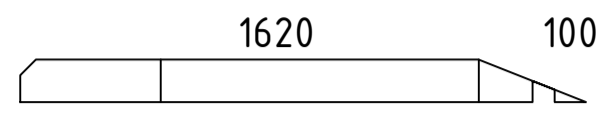

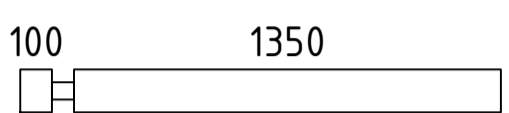
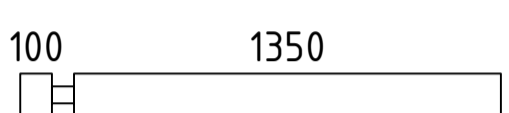
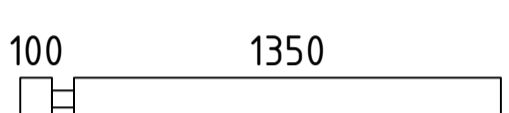
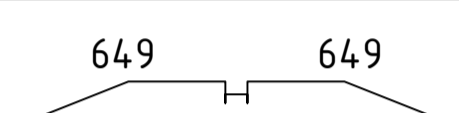
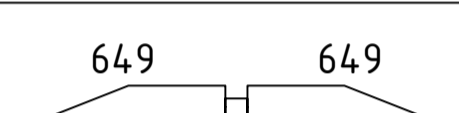
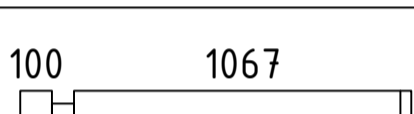
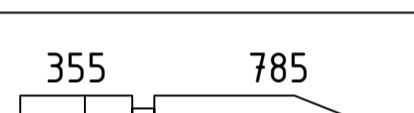



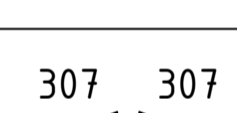

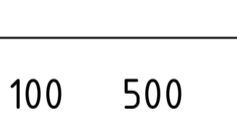


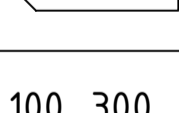

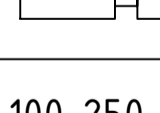





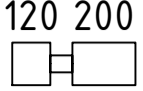

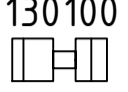
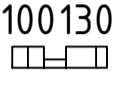







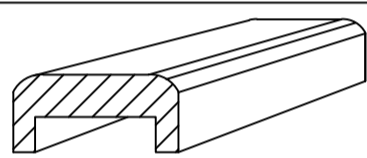

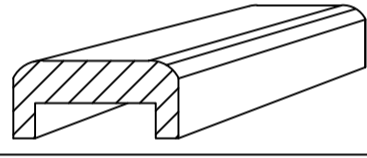

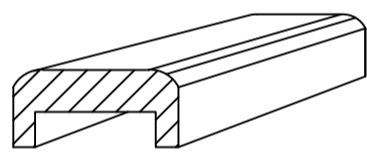

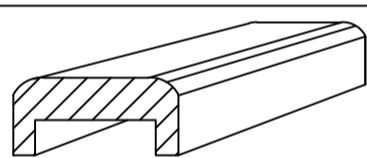
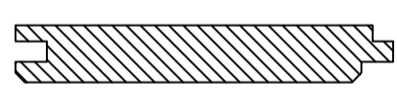
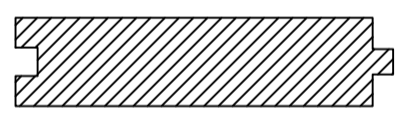
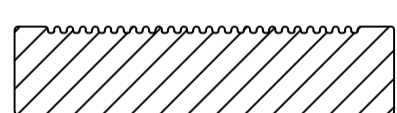
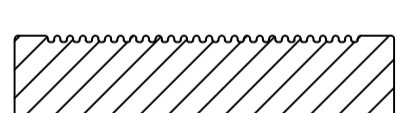


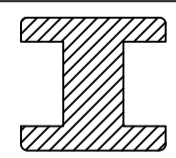
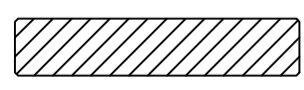
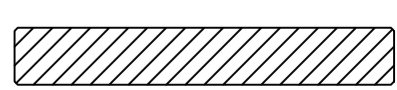
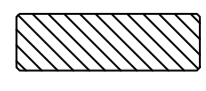
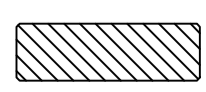
Name	Sommerland A 410x410/70		
Zeichnung/Drawing	WAND/WALL 3		
Profil/Profile	7.0x13.5	Datum/Date	03.04.2017

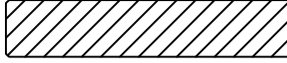

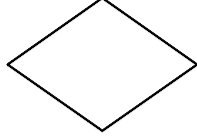
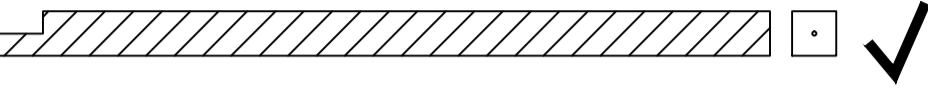
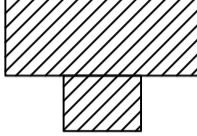
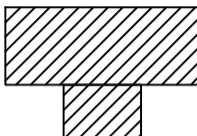
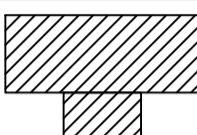

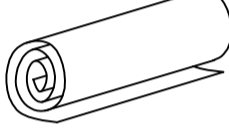
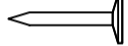


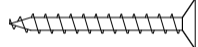
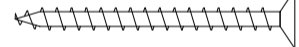
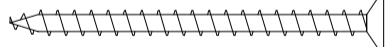
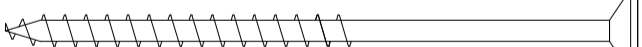
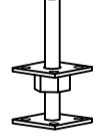
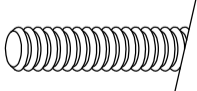
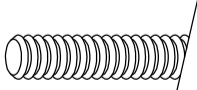
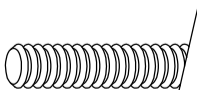

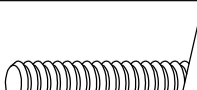


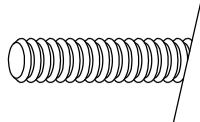
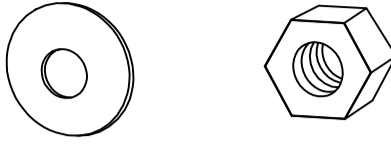
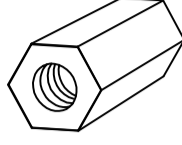
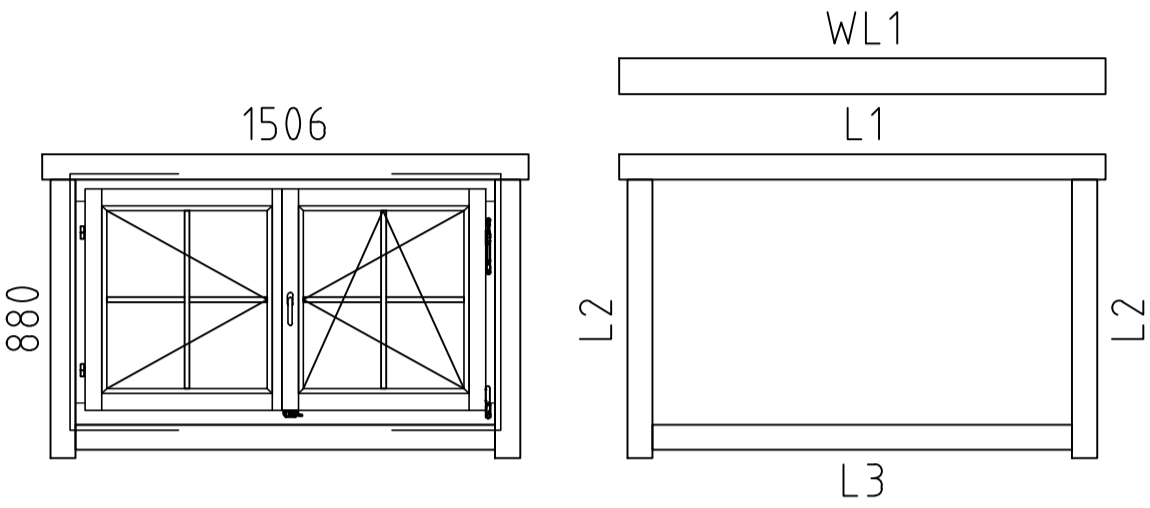
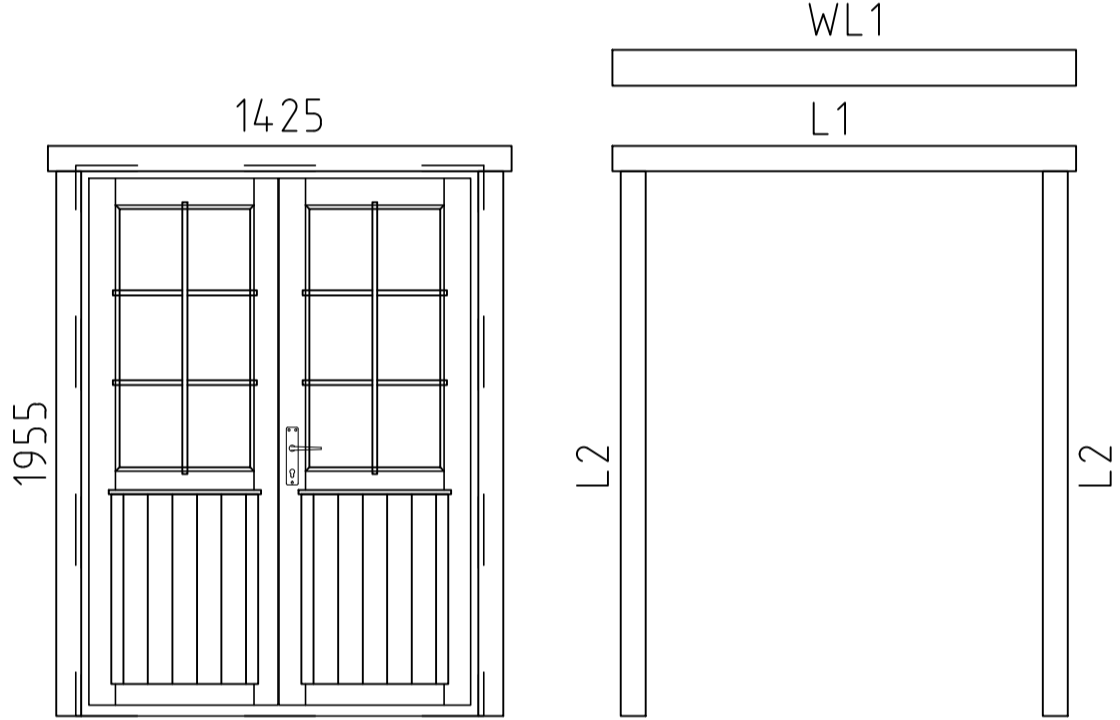
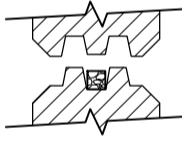
Name	Sommerland A 410x410/70		
Zeichnung/Drawing	WAND/WALL 4		
Profil/Profile	7.0x13.5	Datum/Date	03.04.2017

Pos	Teilleiste/Specification Sommerland A 410x410/70	Stck. Pcs.	Profil Profile (mm)	Länge Length (mm)
001		1	70x135	5950
002		1	70x135	5950
003		1	70x135	5950
004		1	70x68	5950
005		1	70x135	5950
006		1	70x135	5950
007		2	70x135	5670
008		2	70x135	5670
009		2	70x135	4100
010		1	70x135	4100
011		22	70x135	4100
012		1	70x135	4100
013		1	70x135	4100
014		17	70x135	4100
015		1	70x135	4100
016		1	70x68	4100
017		2	70x135	3418
018		2	70x135	2735
019		1	70x68	2255
020		7	70x135	2255
021		1	70x135	2255
022		1	70x68	2185
023		1	70x135	2185
024		1	70x135	2185
025		1	70x68	2185

Pos	Teileliste/Specification Sommerland A 410x410/70	Stck. Pcs.	Profil Profile (mm)	Länge Length (mm)
026		2	70x135	2051
027		1	70x135	2051
028		1	70x135	1790
029		1	70x135	1790
030		2	70x135	1520
031		2	70x135	1520
032		2	70x135	1520
033		1	70x135	1367
034		2	70x135	1367
035		14	70x135	1237
036		2	70x135	1209
037		2	70x135	1107
038		2	70x135	820
039		2	70x135	820
040		3	70x121	684
041		2	70x135	670
042		2	70x135	670
043		2	70x135	500
044		2	70x135	500
045		2	70x135	470
046		2	70x135	470
047		1	70x68	420
048		7	70x135	420
049		1	70x68	420
050		5	70x135	390

Pos	Teileliste/Specification Sommerland A 410x410/70			Stck. Pcs.	Profil Profile (mm)	Länge Length (mm)	
051	120 200 			1	70x135	390	
052				6	70x135	329	
053	130100 			20	70x135	300	
054	100130 			1	70x68	300	
055				2	70x135	250	
FH4	FUNDAMENTHOLZ (imprägniert) - FOUNDATION BEAM (impregnated) 			3	44x94	3880	
FH2	FUNDAMENTHOLZ (imprägniert) - FOUNDATION BEAM (impregnated) 			4	44x94	3792	
FH5	FUNDAMENTHOLZ (imprägniert) - FOUNDATION BEAM (impregnated) 			11	44x94	3704	
FH1	FUNDAMENTHOLZ (imprägniert) - FOUNDATION BEAM (impregnated) 			4	44x94	1526	
FH3	FUNDAMENTHOLZ (imprägniert) - FOUNDATION BEAM (impregnated) 			2	44x94	450	
HL4	HANDLAUF - HANDRAIL 		✓	1	145x44	2185	
HL1	HANDLAUF - HANDRAIL 		✓	2	145x44	1600	
HL2	HANDLAUF - HANDRAIL 		✓	1	145x44	450	
HL3	HANDLAUF - HANDRAIL 		✓	1	145x44	420	
	DACHBRETTER - ROOF BOARDS 			106+1	113x18	2400	
	FUSSBODENBRETTER - FLOOR BOARDS 			34+1	113x28	3755	
	TERRASSENBRETTER (imprägniert) - TERRACE BOARDS (impregnated) 			13+1	120x28	1565	
	TERRASSENBRETTER (imprägniert) - TERRACE BOARDS (impregnated) 			18	120x28	1495	
	ABDECKLEISTEN - COVER STRIPS 			✓	15x28	34,0 lfm/rm	
	FUSSBODENLEISTE - FLOOR STRIPS 			✓	14x55	16,0 lfm/rm	
A70-1	ADAPTER 120x108 			✓	2	120x108	840
G2-1	GIEBELBRETTER - GABLE BOARDS 90X18  21,6°			✓	4	90x18	2480
G1-1	GIEBELBRETTER - GABLE BOARDS 120X18  21,6°			✓	4	120x18	2480
G5-1	GIEBELDECKLEISTE - GABLE COVER STRIPS 58X18 			✓	4	58x18	2480
G3-1	GIEBELLEISTE - GABLE STRIPS 58X18  21,6°			✓	4	58x18	2480
Kood	Sommerland A 410x410/70 Materjal			File	Sommerland A 410x410-70.dwg		3/5

Pos	Teileliste/Specification Sommerland A 410x410/70		Stck. Pcs.	Profil Profile (mm)	Länge Length (mm)
T2-1	TRAUFENBRETTER - EAVES BOARDS 90X18		2	90x18	5950
T4-1	TRAUFENLEISTE - EAVES STRIPS 40x18			40x18	12,0 lfm/rm
GS	GIEBELSEGMENT - GABLE DIAMOND		2		
SP3-1	STÜTZPFOSTE - SUPPORT POST 120x120		2	120x120	2075
TL-1	T-LEISTE - T-strips 70x48		2	70x48	760
TL-2	T-LEISTE - T-strips 70x48		2	70x48	895
TL-3	T-LEISTE - T-strips 70x48		2	70x48	1910
SH	SCHLAGHÖLZER - MOUNTING PIECES		3		
	DACHPAPPE - ROOFING FELT	 ✓		6,0m-6st.	37,0 lfm/rm
NG3	DACHPAPPNÄGEL - ROOFING NAILS 2.0x18		600		
NG1	NÄGEL - NAILS 2.5x50	Dachbretter - Roof boards 	636		
NG2	NÄGEL - NAILS 2.5x60	Fussbodenbretter - Floor boards Terrassenbretter - Terrace boards 	724		
SR01	SCHRAUBEN - SCREWS 3.0x30	Abdeckleisten - Ceiling trims Fussbodenleisten - Floor strips Traufenleisten - Eaves strips 	128		
SR03	SCHRAUBEN - SCREWS 3.5x45	Giebelbretter - Gable boards Giebeldeckleiste - Gable cover strips Giebelsegment - Gable diamond Traufenbretter - Eaves boards Handlauf - Handrail Fenster- und Türleisten - Window and door strips 	216		
SR05	SCHRAUBEN - SCREWS 4.0x60	Wasserleisten - Rain strips 	12		
SR11	SCHRAUBEN - SCREWS 5.0x100	Fundamenthölzer - Foundation beams 	96		
VP2	Verstellbare Pfostenstütze - Adjustable post support M16		2		
KL1	Gewindestange - Threaded Rod M8		4		2000
KL2	Gewindestange - Threaded Rod M8		2		675
KL3	Gewindestange - Threaded Rod M8		2		405
KL4	Gewindestange - Threaded Rod M8	 ✓	4		363
KL5	Gewindestange - Threaded Rod M8		2		338

Pos	Teileliste/Specification Sommerland A 410x410/70	Stck. Pcs.	Profil Profile (mm)	Länge Length (mm)
KL6	Gewindestange - Threaded Rod M8 	4		270
	Mutter - nut M8 U-Scheibe - washer Ø25 	28		
	Befestigungsmutter - fixing nut M8 	4		
	<p style="text-align: center;">FENSTER/WINDOW 1506x880</p>  <p style="text-align: right;">A68-4</p> <p>L1 18x90 L=1745mm 2 Stck./Pcs. L2 18x90 L=1000mm 4 Stck./Pcs. L3 18x90 L=1505mm 2 Stck./Pcs. ✓ WL1 36x129 L=1745mm 1 Stck./Pcs.</p>	2	A68-4	
	<p style="text-align: center;">TÜR/DOOR 1425x1955</p>  <p style="text-align: right;">TU3-GH+</p> <p>L1 18x90 L=1665mm 2 Stck./Pcs. L2 18x90 L=1955mm 4 Stck./Pcs. ✓ WL1 36x129 L=1665mm 1 Stck./Pcs. DIN rechts</p>	1	TU3-GH+	
	DICHTUNGSBAND (letzte Bohlenkranz Seitenwänder) - SEAL TAPE (upper log on sidewalls) 	✓		12,0 lfm/rm
	✓ - Bitte selber anpassen (falls nötig)! / Cut into length on site (if needed)!			
Kood	Sommerland A 410x410/70 Materjal	File	Sommerland A 410x410-70.dwg	5/5

